

Chapter : 1502 Ministry of Finance/General Budget Department

- Creation:** The General Budget Department was established as an independent department in 1962 as per budget regulation law no.(39) for 1962 and the general budget regulation law no. (58) for 2008 was approved in 2008.
- Vision :** A transparent budget that enhances the pillars of sustainable development.
- Mission:** The best allocation of available financial resources, in accordance with advanced methodologies that enable the Ministries and Government Departments realize the national objectives and priorities in consistent with citizens' needs and investors' aspirations.

Tasks of the Ministry / Department:

- Allocate financial appropriations to implement the general policy of the state as per priorities which realize the distribution of development benefits on all the kingdom's governorates.
- Express opinion in draft legislations which have financial effects during the phases of their approval.
- Follow up the evaluation of programs, projects and activities of government departments and units and ensure that they achieve the awaited results efficiently and effectively in order to reach their goals.
- Prepare man power tables and regulation of ministries and government units in coordination with the civil bureau and the concerned official authorities as per applicable laws and regulations.
- Provide consultation to government departments and units in current matters and any other matters related to the tasks of the department.
- Prepare the general budget of the country and the budgets of government units.

Ministry/Department Contribution to the National Objectives:

- Contribute to enhancing government administration to be financially stable, transparent and accountable.
- Contribute to restructure the public sector to be more productive and effective.
- Contribute to developing Jordanian economy to be prosper and open to regional and international markets.

Major Issues and Challenges which face the Ministry / Department:

- The department's sufficient current functional staff to perform the assigned tasks in light of new concepts application.
- Duplication and scattering efforts due to the plurality of government authorities in following up and evaluating the performance government ministries and units.
- Lack of clear and well-defined vision to follow up and evaluate the performance of government ministries and departments as per ROB.
- Change resistance by some government ministries and departments.
- Brain drain of competencies.
- Non-existence of clear vision for the national priorities distributed sectorally and geographically.
- Alignment among limited financial resources limited ness and the increasing needs of government ministries and departments.
- The weakness of government ministries and departments capability for reform and development related to financial administration in general and the general budget particularly within the required time framework.

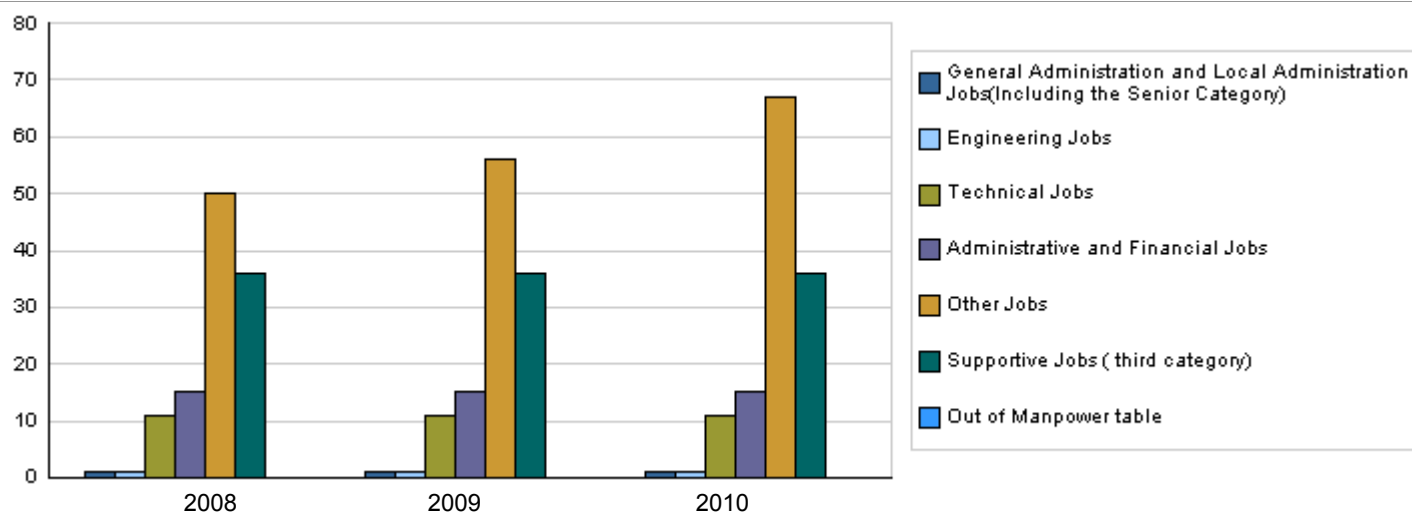
Chapter : 1502 Ministry of Finance/General Budget Department

Strategic Objectives and Performance Indicators of the Ministry / Department

Strategic Objective	Performance Indicator	base year	Value	Actual Value	Target Value	Primary Self Evaluation	Target Value		
				2008	2009		2009	2010	2011
1 - Improving work environment	1 Percentage of budget deficit excluding subsidies to GDP.	2007	7.9%	7.0%	9.2%	9.8%	5.8%	5.1%	4.4%
2 - Preparing budgets within Medium Term Fiscal Framework, and implementing Results Oriented Budgeting and Chart of Accounts	1 Percentage of implementing Result-Oriented Budgeting concept (ROB) and Chart of Account(CoA).	2007	0	50%	60%	65%	70%	80%	85%
	2 Preparing the budget within the Medium-Term Financial Framework (MTFF).	2007	0	75%	80%	80%	85%	90%	95%
3 - Enhancing the institutional capacities of the Department.	1 Satisfaction Percentage of the department' stakeholders.	2007	75%	80%	85%	85%	90%	93%	95%

Number of Staff of the Ministry / Department

Group	Job	Actual	Primary	Estimated
		2008	2009	2010
General Administration and Local Administration J	Supervisory and leading jobs	1	1	1
Engineering Jobs	Engineering jobs	1	1	1
Technical Jobs	Technical jobs	11	11	11
Administrative and Financial Jobs	Administrative and financial	15	15	15
Other Jobs	Budget analyst	50	56	67
Supportive Jobs (third category)	Supportive jobs	36	36	36
Total		114	120	131
Out of Manpower table	Out of manpower table	0	0	0
Overall Total		114	120	131
Number of male staff		95	98	109
Number of female staff		19	22	22



Key Information of the Ministry / Department

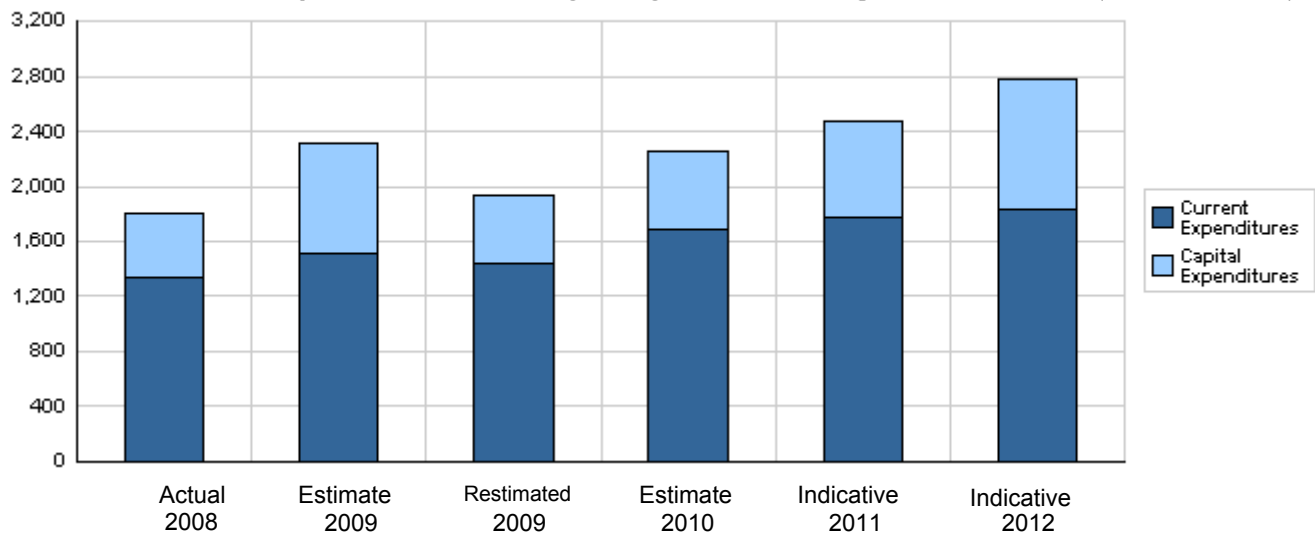
No.	Description
1	Transfer from traditional budget methodology (items budget) to ROB concept as from budget 2008.
2	Adopt the medium term framework of expenditure and revenues as from budget 2008.
3	Re-classify the budget law and government units budgets as per new charts of account in line with international standards.
4	Issue periodical reports on spending level and work progress in capital projects related to government ministries and departments and government units.
5	Issue detailed report on developmental projects in the Kingdom's governorates.

**Overall Summary of Expenditures for Chapter 1502- Ministry of Finance/General Budget
Department
for the years 2008 - 2012**

(JDs)

Description		Actual 2008	Estimate 2009	Re_Estimate 2009	Estimate 2010	Indicative 2011 2012	
Group	Current Expenditures						
2111	Salaries, Wages and allowances	932,603	1,029,000	1,023,300	1,201,000	1,253,000	1,299,500
2121	Social Security Contributions	41,192	49,300	49,300	53,000	55,000	57,000
2211	Use of Goods and Services	340,151	420,000	352,400	420,000	446,000	451,500
2821	Other current expenses	19,935	11,700	10,000	18,000	18,000	18,000
Total current expenditures		1,333,881	1,510,000	1,435,000	1,692,000	1,772,000	1,826,000
		Capital Expenditures					
2211	Use of Goods and Services	393,789	360,000	360,000	360,000	385,000	415,000
3111	Buildings and Constructions	0	265,000	35,000	130,000	190,000	380,000
3112	Machinery and Equipment	63,506	160,000	90,000	65,000	90,000	115,000
3113	Other Fixed Assets	6,936	10,000	10,000	0	15,000	20,000
3122	Inventories	0	5,000	5,000	10,000	20,000	20,000
Total capital expenditures		464,231	800,000	500,000	565,000	700,000	950,000
Treasury		464,231	800,000	500,000	565,000	700,000	950,000
Total current and capital expenditures		1,798,112	2,310,000	1,935,000	2,257,000	2,472,000	2,776,000

Graph of the current and capital expenditures for the years 2008 - 2012 (Thousands of JDs)

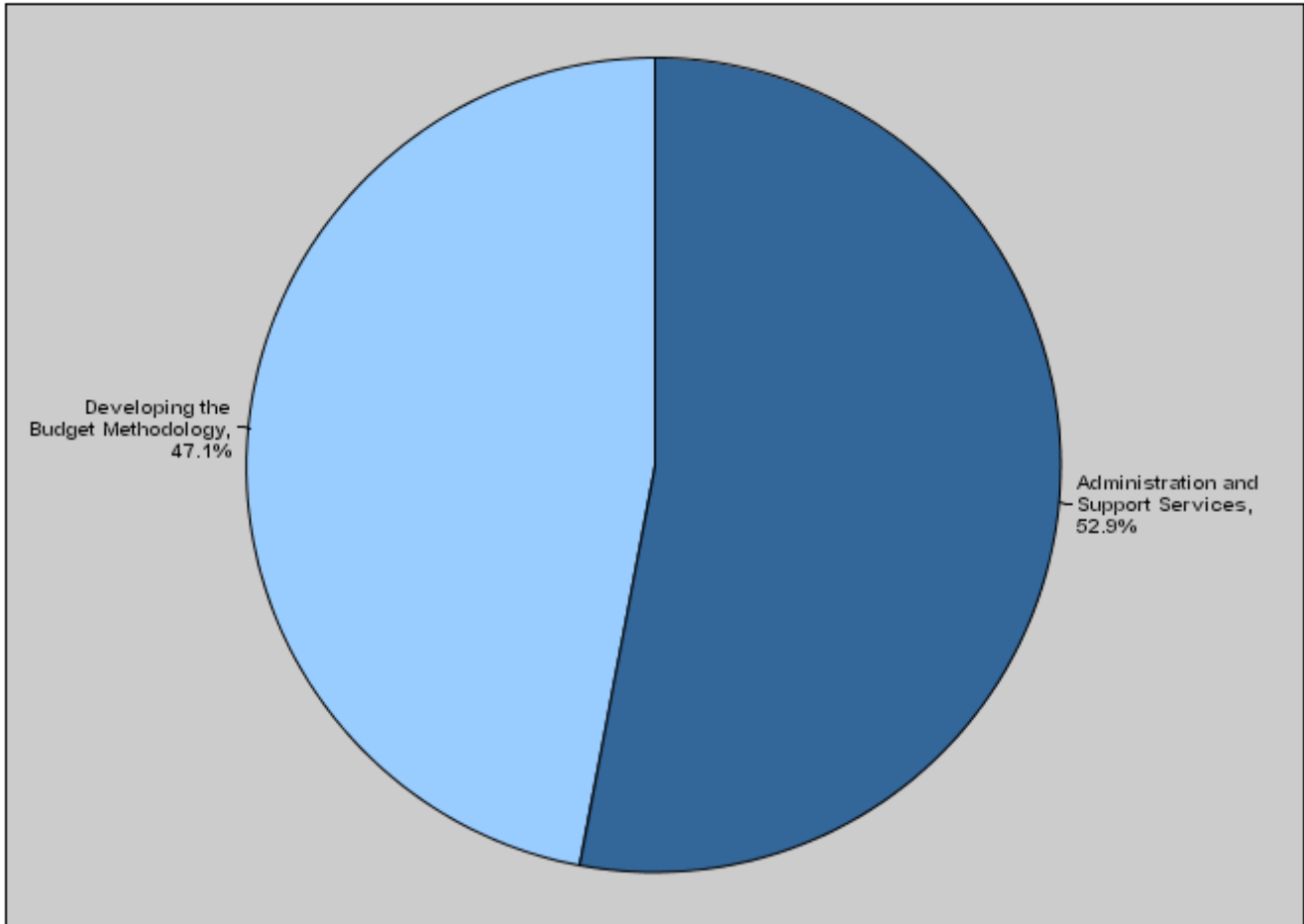


Budget of Chapter 1502 - Ministry of Finance/General Budget Department
For the Year 2010 Distributed According to Program

(In JD's)

Prog.	Description	Current Expenditures	Capital Expenditures	Total Expenditures
2301	Administration and Support Services	734,800	460,000	1,194,800
2305	Developing the Budget Methodology	957,200	105,000	1,062,200
Total		1,692,000	565,000	2,257,000

Total Expenditures for the year 2010 Distributed According to Program



Budget Chapter 1502 - Ministry of Finance/General Budget Department Distributed According to the Program

2301	Administration and Support Services Program										
<u>Objective of the program :</u>											
Provide all supportive administrative and financial services for all directorates.											
<u>The strategic objective related to the program :</u>											
Enhance the institutional capacities in the department.											
<u>Directorates associated with the program :</u>											
1- Financial and administrative affairs.											
2- Internal control unit.											
3- Planning and training unit.											
4- Computer and knowledge.											
<u>Services provided by the program :</u>											
1- provide the appropriate infrastructure for employees.											
2- Regulate all administrative and financial affairs of the department and related data.											
3- Prepare the training plan of the department's employees.											
4- Develop and update computer systems and software.											
5- Hold workshops.											
6- Print all documents related to the department.											
<u>Staff working in the program :</u>											
The program is implemented through a functional staff in 2009 estimated with (68) staff, including (52) males and (16) females .											
Performance Measurement Indicators for program											
Performance Measurement Indicator				Base Year	Value	Actual value	Target Value	First Self Evaluation	Target		
						2008	2009	2009	2010	2011	2012
1	Percentage of qualified employees in the Department.			2007	67%	70%	75%	75%	80%	85%	90%
Appropriations OF Administration and Support Services Program as Per Activities and Projects. (In JDs)											
Activities and Projects		Actual 2008	Estimate 2009	Re_Estimate 2009	Estimate 2010	Indicative 2011		2012			
Current Expenditures		521,080	676,500	628,000	734,800	767,200	795,500				
2111	Salaries, Wages and allowances	328,789	389,000	387,800	498,900	519,200	540,000				
2121	Social Security Contributions	16,957	21,300	21,300	27,000	29,000	30,000				
2211	Use of Goods and Services	169,334	259,500	208,900	200,400	211,000	217,500				
2821	Other current expenses	6,000	6,700	10,000	8,500	8,000	8,000				
Capital Expenditures		407,370	675,000	375,000	460,000	575,000	820,000				
001	Administration Project	11,267	85,000	15,000	10,000	15,000	40,000				
002	Developing and Improving Institution	205,724	250,000	250,000	300,000	325,000	350,000				
003	Qualifying the Department to Particip	103,443	0	0	0	0	0				
004	Re-qualifying the Department's Build	86,936	75,000	75,000	20,000	45,000	50,000				
005	Expanding the building of Departme	0	265,000	35,000	130,000	190,000	380,000				
Program / Treasury		407,370	675,000	375,000	460,000	575,000	820,000				
Total Program		928,450	1,351,500	1,003,000	1,194,800	1,342,200	1,615,500				

Budget Chapter 1502 - Ministry of Finance/General Budget Department Distributed According to the Program

2305	Developing the Budget Methodology Program
Objective of the program :	
Deepen the application of modern international concepts and approaches in budget management such as MTF, ROB, COA and performance measurement.	
The strategic objective related to the program :	
1- Contribute to building a stable and correct financial position in the Kingdom. 2- Keep up with the best modern international practices in budget management.	
Directorates associated with the program :	
- Sector budgets. - Studies and information. - Governorates budget follow up.	
Services provided by the program :	
1- Prepare the general budget law and the budgets of government units. 2- Prepare man power tables and regulation of the government ministries and units. 3- Issue periodical reports on achievement level in the capital projects of the government ministries and units and on governorate level.	
Staff working in the program :	
The program is implemented through a functional staff in 2009 estimated with (52) staff, including (49) males and (3) females .	

Performance Measurement Indicators for program

Performance Measurement Indicator	Base Year	Value	Actual value	Target Value	First Self Evaluation	Target		
			2008	2009	2009	2010	2011	2012
1 Response rate of the government ministries and departments towards ROB methodology.	2007	0	75%	80%	80%	85%	90%	95%
2 Budget assimilation of all sources of revenues and expenditures within the medium-term framework.	2007	0	100%	100%	100%	100%	100%	100%
3 Appropriateness of performance measurement indicators presented by the ministries and government departments to ROB concept.	2007	0	60%	70%	70%	80%	85%	90%
4 Deviation degree of the actual expenditures from estimated expenditures in the budget.	2007	5%	6%	2%	6%	5%	4%	3%

Appropriations OF Developing the Budget Methodology Program as Per Activities and Projects. (In JDs)

Activities and Projects	Actual	Estimate	Re_Estimate	Estimate	Indicative	
	2008	2009	2009	2010	2011	2012
Current Expenditures	812,801	833,500	807,000	957,200	1,004,800	1,030,500
2111 Salaries, Wages and allowances	603,814	640,000	635,500	702,100	733,800	759,500
2121 Social Security Contributions	24,235	28,000	28,000	26,000	26,000	27,000
2211 Use of Goods and Services	170,817	160,500	143,500	219,600	235,000	234,000
2821 Other current expenses	13,935	5,000	0	9,500	10,000	10,000
Capital Expenditures	56,861	125,000	125,000	105,000	125,000	130,000
001 ROB Project	10,859	65,000	65,000	45,000	50,000	55,000
002 Improving the Efficiency of Manpow	28,583	30,000	30,000	30,000	35,000	35,000
003 Establishing Comprehensive Databa	17,419	30,000	30,000	30,000	40,000	40,000
Program / Treasury	56,861	125,000	125,000	105,000	125,000	130,000
Total Program	869,662	958,500	932,000	1,062,200	1,129,800	1,160,500