

Chapter : 1502 Ministry of Finance/General Budget Department

- Creation:** The General Budget Department was established as an independent department in 1962 as per the Budget Organic Law no.(39) for the year 1962 and in 2008 the Organic Budget Law No.(58) was approved for the year 2008.
- Vision :** A transparent public budget that enhances the pillars of sustainable development and presides over the good international practices.
- Mission:** The best allocation of available financial resources, in accordance with advanced methodologies that enable the Ministries and Government Departments realize national objectives and priorities, exceeding the expectations of service recipients.

Tasks of the Ministry / Department:

- _ Prepare the general budget of the country and the budgets of government units.
- _ Prepare man power tables and regulation of ministries and government units in coordination with the civil bureau and the concerned official authorities as per applicable laws and regulations.
- _ Allocate financial appropriations to implement the general policy of the state as per priorities which realize the distribution of development benefits on all the kingdom's governorates.
- _ Express opinion in draft legislations which have financial effects during the phases of their approval.
- _ Provide consultation to government departments and units in current matters and any other matters related to the tasks of the department.
- _ Follow up the evaluation of programs, projects and activities of government departments and units and ensure that they achieve the awaited results efficiently and effectively in order to reach their goals.

Ministry/Department Contribution to the Achievement of the National Objectives:

- _ Contribute to developing Jordanian economy to be prosper and open to regional and international markets.
- _ Contribute to restructure the public sector to be more productive and effective.
- _ Contribute to enhancing government administration to be financially stable, transparent and accountable.

Major Issues and Challenges which face the Ministry / Department:

- _ Alignment among limited financial resources limited ness and the increasing needs of government ministries and departments.
- _ The weakness of government ministries and departments capability for reform and development related to financial administration in general and the general budget particularly within the required time framework.
- _ Lack of clear and well-defined vision to follow up and evaluate the performance of government ministries and departments as per ROB.
- _ The department's sufficient current functional staff to perform the assigned tasks in light of new concepts application.
- _ Brain drain of competencies.
- _ Duplication and scattering efforts due to the plurality of government authorities in following up and evaluating the performance government ministries and units.
- _ Change resistance by some government ministries and departments.
- _ Non-existence of clear vision for the national priorities distributed sectoraly and geographically.

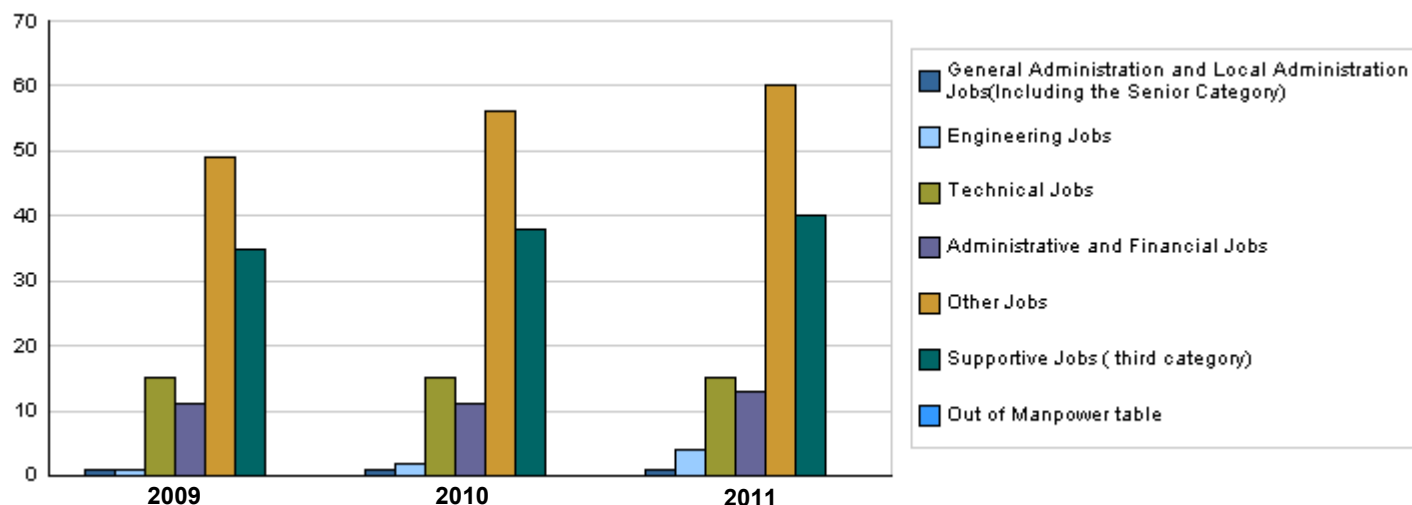
CHAPTER : 1502 Ministry of Finance/General Budget Department

Strategic Objectives and Performance Indicators of the Ministry / Department

Strategic Objective	Performance Indicator	base year	Value	Actual Value	Target Value	Primary Self Evaluation	Target Value		
				2009	2010		2010	2011	2012
1 - Contributing to building a stable and sound financial position in the Kingdom.	1 Budget deficit percentage before subsidies to GDP.	2007	%7.9	%10.3	%5.8	%7.5	%6.4	%5.3	%4.2
2 - Keeping up with the best modern international practices in budget management.	1 Percentage of implementing Result-Oriented Budgeting concept (ROB) and Chart of Account(CoA).	2007	0	%60	%70	%65	%75	%80	%85
	2 Preparing the budget within the Medium-Term Financial Framework (MTFF).	2007	0	%80	%85	%85	%90	%95	%95
3 - Institutional capacities enhancement in the department.	1 Percentage of stakeholders satisfaction with the department.	2007	%75	%80	%90	%85	%85	%85	%85

Number of Staff of the Ministry / Department

Group	Job	Actual 2009			Primary 2010			Estimated 2011		
		Male	Female	Total	Male	Female	Total	Male	Female	Total
General Administration and Local Administration	Supervisory and Leadership jobs	1	0	1	1	0	1	1	0	1
Engineering Jobs	Engineering jobs	0	1	1	1	1	2	2	2	4
Technical Jobs	Technical jobs	10	5	15	10	5	15	10	5	15
Administrative and Financial Jobs	Administrative and financial	9	2	11	10	1	11	11	2	13
Other Jobs	Budget analyst	42	7	49	46	10	56	47	13	60
Supportive Jobs (third category)	Supportive jobs	26	9	35	26	12	38	27	13	40
Total		88	24	112	94	29	123	98	35	133
Out of Manpower table	Out of manpower table	0	0	0	0	0	0	0	0	0
Grand Total		88	24	112	94	29	123	98	35	133
Total Cost of Salaries		848879	225651	1074530	919600	290400	1210000	970000	303000	1273000



Key Information of the Ministry / Department

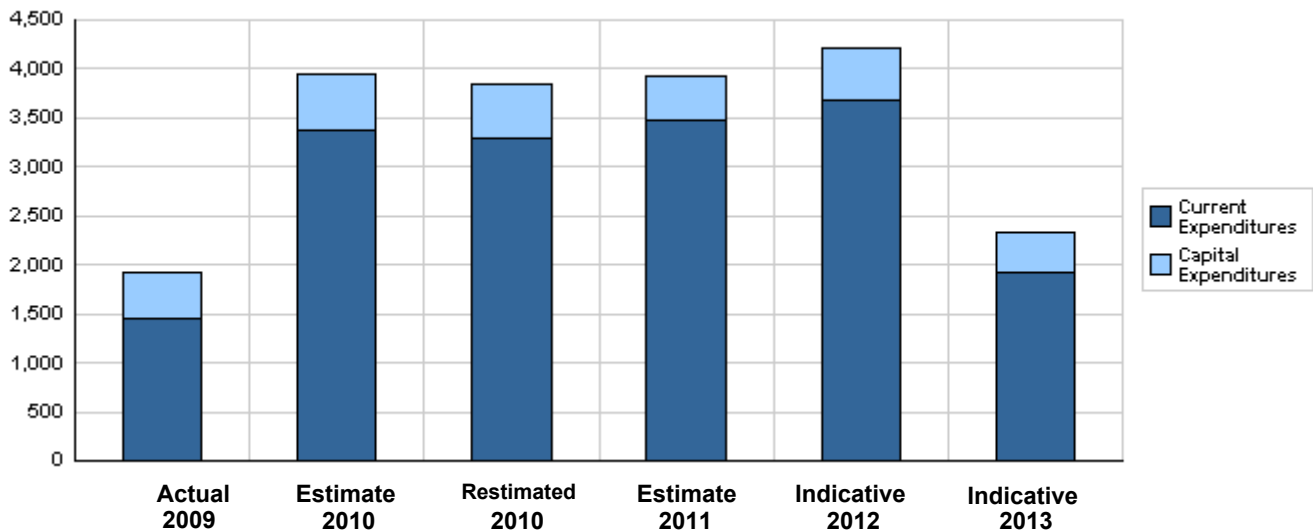
No.	Description
1	Shifting from the traditional budget approach (items budget) into the ROB concept as from budget 2008.
2	Adopting the medium-term framework of public expenditure and revenues as from budget 2008.
3	Reclassify the budget law and government units budgets as per a new COA in line with the international standards.
4	Issue periodical reports on the spending level and work progress in the capital projects related to government ministries, departments and units.
5	Issue detailed report on developmental projects in the Kingdom's governorates.

**Overall Summary of Expenditures for Chapter 1502- Ministry of Finance/General Budget
Department
for the years 2009 - 2013**

(In JDs)

Description		Actual 2009	Estimate 2010	Re_Estimate 2010	Estimate 2011	Indicative 2012 2013	
Group	Current Expenditures						
2111	Salaries, Wages and allowances	1,025,432	1,201,000	1,158,000	1,216,000	1,311,000	1,350,000
2121	Social Security Contributions	49,098	53,000	52,000	57,000	60,000	62,000
2211	Use of Goods and Services	364,341	420,000	382,000	418,000	460,000	494,500
2821	Other current expenses	4,845	18,000	15,000	16,000	18,000	13,500
Total current expenditures		1,443,716	1,692,000	1,607,000	1,707,000	1,849,000	1,920,000
	Capital Expenditures						
2211	Use of Goods and Services	415,704	377,000	372,000	333,000	370,000	365,000
3111	Buildings and Constructions	0	113,000	103,000	60,000	90,000	0
3112	Machinery and Equipment	36,338	65,000	65,000	50,000	80,000	30,000
3113	Other Fixed Assets	21,334	0	0	5,000	0	5,000
3122	Inventories	1,289	10,000	10,000	0	5,000	5,000
Total capital expenditures		474,665	565,000	550,000	448,000	545,000	405,000
Treasury		474,665	565,000	550,000	448,000	545,000	405,000
Total current and capital expenditures		1,918,381	2,257,000	2,157,000	2,155,000	2,394,000	2,325,000

Graph of the current and capital expenditures for the years 2009 - 2013 (Thousands of JDs)



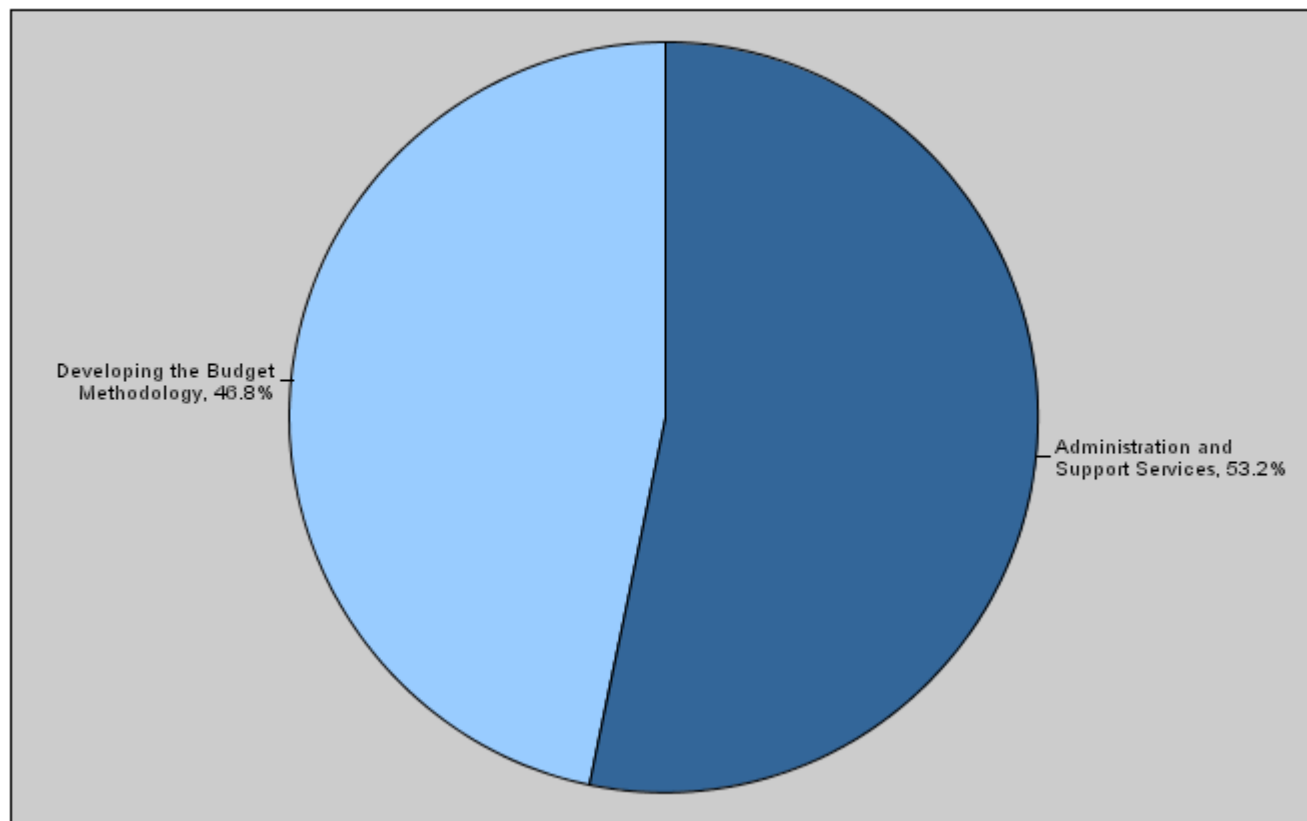
Budget of Chapter 1502 - Ministry of Finance/General Budget Department

For the Year 2011 Distributed According to Program

(In JD's)

Prog.	Description	Current Expenditure	Capital Expenditure	Total Expenditures
2301	Administration and Support Services	747,500	400,000	1,147,500
2305	Developing the Budget Methodology	959,500	48,000	1,007,500
Total		1,707,000	448,000	2,155,000

Total Expenditures for the year 2011 Distributed According to Program



Estimated Allocations For Females distributed according to Programs for the Years 2009 - 2013

Program	2009	2010	2011	2012	2013
2305 Developing the Budget Methodology	132,286	146,672	154,870	169,083	175,381
2301 Administration and Support Services	160,410	179,478	194,220	208,027	216,489
Total	292,696	326,150	349,090	377,110	391,870

Budget Chapter 1502 - Ministry of Finance/General Budget Department Distributed According to the Program

2301	Administration and Support Services Program
Objective of the program :	
To provide all supportive administrative and financial services for all directorates.	
The strategic objective related to the program :	
To enhance the institutional capacities in the department.	
Directorates associated with the program :	
<ul style="list-style-type: none"> 1- Financial and administrative affairs directorate. 2- Internal control unit. 3- Planning and training unit. 4- Computer and knowledge directorate. 	
Services provided by the program :	
<ul style="list-style-type: none"> 1- provide the appropriate infrastructure for employees. 2- Regulate all administrative and financial affairs of the department and related data. 3- Prepare the training plan of the department's employees. 4- Develop and update computer systems and software. 5- Hold workshops. 6- Print all documents related to the department. 	
Staff working in the program :	
The program is implemented through a functional staff in 2010 estimated with (68) staff, including (52) males and (16) females .	

Performance Measurement Indicators for program

Performance Measurement Indicator	Base Year	Value	Actual value	Target Value	First Self Evaluation	Target		
			2009	2010	2010	2011	2012	2013
1 Percentage of qualified employees in the Department.	2007	%67	%70	%80	%75	%80	%85	%90

Appropriations OF Administration and Support Services Program as Per Activities and Projects. (In JDs)

Activities and Projects	Actual	Estimate	Re_Estimate	Estimate	Indicative	
	2009	2010	2010	2011	2012	2013
Current Expenditures	616,928	734,800	690,300	747,500	801,200	833,400
601 Administrative and Support Service	616,928	734,800	690,300	747,500	801,200	833,400
Capital Expenditures	439,577	460,000	450,000	400,000	455,000	365,000
001 Administration Project	11,721	10,000	10,000	10,000	15,000	10,000
002 Developing and Improving Institutio	290,449	300,000	300,000	320,000	335,000	350,000
004 Re-qualifying the Department's Buil	137,407	37,000	37,000	10,000	15,000	5,000
005 Expanding the building of Departme	0	113,000	103,000	60,000	90,000	0
Program / Treasury	439,577	460,000	450,000	400,000	455,000	365,000
Total Program	1,056,505	1,194,800	1,140,300	1,147,500	1,256,200	1,198,400

Budget Chapter 1502 - Ministry of Finance/General Budget Department Distributed According to the Program

2305	Developing the Budget Methodology Program
Objective of the program :	
To deepen the application of modern international concepts and approaches in budget management such as MTF, ROB, COA and performance measurement.	
The strategic objective related to the program :	
1- Contribute to building a stable and correct financial position in the Kingdom. 2- Keep up with the best modern international practices in budget management.	
Directorates associated with the program :	
- Sector budgets directorates. - Studies and information directorate. - Municipalities budget follow up directorate.	
Services provided by the program :	
1- Prepare the general budget law and the budgets of government units. 2- Prepare man power tables and regulation of the government ministries and units. 3- Issue periodical reports on achievement level in the capital projects of the government ministries and units and on municipality level.	
Staff working in the program :	
The program is implemented through a functional staff in 2010 estimated with (50) staff, including (42) males and (8) females .	

Performance Measurement Indicators for program

Performance Measurement Indicator	Base Year	Value	Actual value	Target Value	First Self Evaluation	Target		
			2009	2010	2010	2011	2012	2013
1 Response rate of the government ministries and departments towards ROB methodology.	2007	0	%75	%85	%80	%85	%87	%90
2 Budget assimilation of all sources of revenues and expenditures within the medium-term framework.	2007	0	%100	%100	%100	%100	%100	%100
3 Appropriateness of performance measurement indicators presented by the ministries and government departments to ROB concept.	2007	0	%60	%80	%70	%75	%80	%85
4 Deviation degree of the actual expenditures from estimated expenditures in the budget.	2007	%5	%6	%5	%4	%4	%3.5	%3

Appropriations OF Developing the Budget Methodology Program as Per Activities and Projects. (In JDs)

Activities and Projects	Actual	Estimate	Re_Estimate	Estimate	Indicative	
	2009	2010	2010	2011	2012	2013
Current Expenditures	826,788	957,200	916,700	959,500	1,047,800	1,086,600
601 Preparing the general budget law, b	826,788	957,200	916,700	959,500	1,047,800	1,086,600
Capital Expenditures	35,088	105,000	100,000	48,000	90,000	40,000
001 ROB Project	25,955	45,000	40,000	8,000	30,000	15,000
002 Improving the Efficiency of Manpow	4,733	30,000	30,000	25,000	35,000	20,000
003 Establishing Comprehensive Datab	4,400	30,000	30,000	15,000	25,000	5,000
Program / Treasury	35,088	105,000	100,000	48,000	90,000	40,000
Total Program	861,876	1,062,200	1,016,700	1,007,500	1,137,800	1,126,600

Chapter :1502 Ministry of Finance/General Budget Department

Vision A transparent public budget that enhances the pillars of sustainable development and presides over the good international practices.

Mission The best allocation of available financial resources, in accordance with advanced methodologies that enable the Ministries and Government Departments realize national objectives and priorities, exceeding the expectations of service recipients.

Legal Framework : General Budget Department Administrative Organization Bylaw No. (56) for the year 2006.

Strategic Plan :

Preparation Year :2006

Period Covered By The Plan :2010-2013

Strategic Objectives / Performance Indicators

Strategic Objectives Description	Performance Measurement Indicators	Base Value		Actual Value	Target Value	Initial Internal Evaluation	Target		
		Base Year	Value				2009	2010	2011
		1 - Contributing to building a stable and sound financial position in the Kingdom.	1 Budget deficit percentage before subsidies to GDP.	2007	%7.9	%10.3	%5.8	%7.5	%6.4
2 - Keeping up with the best modern international practices in budget management.	1 Percentage of implementing Result-Oriented Budgeting concept (ROB) and Chart of Account(CoA).	2007	0	%60	%70	%65	%75	%80	%85
	2 Preparing the budget within the Medium-Term Financial Framework (MTFF).	2007	0	%80	%85	%85	%90	%95	%95
3 - Institutional capacities enhancement in the department.	1 Percentage of stakeholders satisfaction with the department.	2007	%75	%80	%90	%85	%85	%85	%85

Programs / Performance Indicators

Goal	Programs	Description of Performance Indicators	Base Value		Actual Value	Target Value	Initial Internal	Target		
			Base Year	Value				2009	2010	2011
			1	2301 Administration and Support Services	1 Percentage of qualified employees in the Department.	2007	%67	%70	%80	%75
2	2305 Developing the Budget Methodology	1 Response rate of the government ministries and departments towards ROB methodology.	2007	0	%75	%85	%80	%85	%87	%90
		2 Budget assimilation of all sources of revenues and expenditures within the medium-term framework.	2007	0	%100	%100	%100	%100	%100	%100
		3 Appropriateness of performance measurement indicators presented by the ministries and government departments to ROB concept.	2007	0	%60	%80	%70	%75	%80	%85
		4 Deviation degree of the actual expenditures from estimated expenditures in the budget.	2007	%5	%6	%5	%4	%4	%3.5	%3

Programs Appropriations

Goal	Programs		Actual	Estimated	Restemated	Estimated	Indecative	Indecative	
			2009	2010	2010	2011	2012	2013	
1	2301	Administration and Support Services	Current	616928	734800	690300	747500	801200	833400
			Capital	439577	460000	450000	400000	455000	365000
			Total	1056505	1194800	1140300	1147500	1256200	1198400
2	2305	Developing the Budget Methodology	Current	826788	957200	916700	959500	1047800	1086600
			Capital	35088	105000	100000	48000	90000	40000
			Total	861876	1062200	1016700	1007500	1137800	1126600
		Total of Current	1443716	1692000	1607000	1707000	1849000	1920000	
		Total of Capital	474665	565000	550000	448000	545000	405000	
		Total of Chapter	1918381	2257000	2157000	2155000	2394000	2325000	

Current Activities Appropriations

Prog.	Projects		Actual	Estimated	Restemated	Estimated	Indecative	Indecative
			2009	2010	2010	2011	2012	2013
2301	601	Administrative and Support Services	616928	734800	690300	747500	801200	833400
		Total of Program	616928	734800	690300	747500	801200	833400
2305	601	Preparing the general budget law, budgets of government un	826788	957200	916700	959500	1047800	1086600
		Total of Program	826788	957200	916700	959500	1047800	1086600
		Total	1443716	1692000	1607000	1707000	1849000	1920000

Capital Projects Appropriations

Prog.	Projects		Actual	Estimated	Restemated	Estimated	Indecative	Indecative
			2009	2010	2010	2011	2012	2013
2301	001	Administration Project	11721	10000	10000	10000	15000	10000
	002	Developing and Improving Institutional Capacities	290449	300000	300000	320000	335000	350000
	004	Re-qualifying the Department's Building	137407	37000	37000	10000	15000	5000
	005	Expanding the building of Department	0	113000	103000	60000	90000	0
		Total of Program	439577	460000	450000	400000	455000	365000
2305	001	ROB Project	25955	45000	40000	8000	30000	15000
	002	Improving the Efficiency of Manpower Tables Preparation P	4733	30000	30000	25000	35000	20000
	003	Establishing Comprehensive Database for capital expenditur	4400	30000	30000	15000	25000	5000
		Total of Program	35088	105000	100000	48000	90000	40000
		Total	474665	565000	550000	448000	545000	405000

Overall Summary of Current Expenditures for the years 2009 - 2013

Chapter: 1502 Ministry of Finance/General Budget Department

(In JDs)

Group	Item	Description	Actual 2009	Estimated 2010	Restimated 2010	Estimated 2011	Indicative 2012	Indicative 2013
21		Compensations of Employees						
2111		Salaries, Wages and allowances						
	101	Classified Employees' Salaries	71045	87000	79500	65500	80000	80500
	102	Permanent Unclassified Employees' Salaries	87790	100000	98000	105500	113000	117000
	103	Contract Employees' Salaries	74762	90000	79000	80000	89000	92000
	105	Personal Cost of Living Allowance	184160	194000	192000	229000	236000	239000
	106	Family Allowance	18002	22000	19000	20500	27000	28500
	107	Basic Allowance	41174	50000	44000	45000	51000	53000
	111	Additional Allowance	30770	49000	40500	34500	43500	46000
	113	Transportation Allowance	33069	47000	44000	38500	39500	41000
	114	Transport Allowance	10620	12000	12000	12500	17000	18000
	116	Employees' bonuses	474040	550000	550000	585000	615000	635000
Total			1025432	1201000	1158000	1216000	1311000	1350000
2121		Social Security Contributions						
	301	Social Security	49098	53000	52000	57000	60000	62000
Total			49098	53000	52000	57000	60000	62000
22		Use of Goods and Services						
2211		Use of Goods and Services						
	201	Rents	58000	58000	58000	58000	58000	58000
	202	Telecommunications Services	21833	19000	18500	18000	21500	23200
	203	Water	3831	4000	4000	4800	7000	6600
	204	Electricity	22521	25000	25000	25000	28000	31500
	205	Fuels	21237	25000	20000	21000	28000	30500
	206	Maintenance of Machines, furniture and ac	7148	12000	5500	7000	12500	13500
	207	Maintenance of Vehicles, Heavy Duty Mach	9886	12200	5700	8700	13000	14000
	208	Repair and maintenance of buildings and a	5566	10000	2000	5000	8500	9400
	209	Office Supplies	8741	12500	10000	12000	13500	14600
	210	Raw materials (Medicines, Clothes, Food,	3298	7000	2000	5000	7000	7800
	211	Cleaning Services and supplies (including	16440	20000	20000	21000	24000	26000
	212	Insurance	3394	6000	3500	5000	6000	6900
	213	Official Travel Missions	975	2000	500	1500	6000	6900
	214	Other goods and services expenses *	181471	207300	207300	226000	227000	245600
Total			364341	420000	382000	418000	460000	494500
28		Other expenditures						
2821		Other current expenses						
	303	Scientific Scholarships and Training Cours	0	5000	2000	6000	8000	5500
	305	Non-Employees' Bonuses	4845	13000	13000	10000	10000	8000
Total			4845	18000	15000	16000	18000	13500
Total of Chapter			1443716	1692000	1607000	1707000	1849000	1920000

*(210) thousand JDs to be disbursed upon the instructions of Minister of Finance for GBDs staff as (5%) allowance.

Current Expenditures According to Program and Activities For The Years 2009 - 2013

Chapter : 1502 - Ministry of Finance/General Budget Department

(In JDs)

Program : 2301 - Administration and Support Services								
Activity : 601 - Administrative and Support Services								
Group	Item	Description	Actual 2009	Estimated 2010	Re-estimated 2010	Estimated 2011	Indicative 2012	Indicative 2013
21		Compensations of Employees						
2111		Salaries, Wages and allowances						
	101	Classified Employees' Salaries	8682	20000	12500	5500	10000	10500
	102	Permanent Unclassified Employees' Salaries	40066	45000	45000	51500	55000	57000
	103	Contract Employees' Salaries	40296	46500	39500	40000	44000	46000
	105	Personal Cost of Living Allowance	76304	87000	85000	104000	109000	110000
	106	Family Allowance	7080	7700	7700	8500	12000	12500
	107	Basic Allowance	11667	22300	16300	15000	20000	21000
	111	Additional Allowance	4182	12600	9100	7500	11000	12000
	113	Transportation Allowance	7180	13200	13200	14500	14500	15000
	114	Transport Allowance	7587	8100	8100	8500	10500	11000
	116	Employees' bonuses	169852	236500	236500	250000	265000	275000
		Total	372896	498900	472900	505000	551000	570000
2121		Social Security Contributions						
	301	Social Security	20196	27000	27000	29000	31500	30500
		Total	20196	27000	27000	29000	31500	30500
22		Use of Goods and Services						
2211		Use of Goods and Services						
	201	Rents	32000	52200	52200	52200	52200	52200
	202	Telecommunications Services	12227	8000	8000	8000	10000	10700
	203	Water	3389	1500	1500	2300	3500	3600
	204	Electricity	20909	10500	10500	12000	13000	15000
	205	Fuels	14317	10000	10000	11000	12000	13000
	206	Maintenance of Machines, furniture and accessories	3550	6000	3500	4000	6000	6500
	207	Maintenance of Vehicles, Heavy Duty Machinery	8098	6100	4100	5000	6500	7000
	208	Repair and maintenance of buildings and accessories	3872	5000	1000	3000	4000	4500
	209	Office Supplies	6973	6300	3800	5000	6000	6500
	210	Raw materials (Medicines, Clothes, Food, Fuel)	3298	3500	1500	3000	3000	3300
	211	Cleaning Services and supplies (including cleaning materials)	13940	10000	10000	10000	11500	12500
	212	Insurance	2913	3000	1500	2000	3000	3500
	213	Official Travel Missions	520	1000	0	1000	3000	3500
	214	Other goods and services expenses	94085	77300	77300	87000	77000	85100
	999	n.e.c	94085	77300	77300	87000	77000	85100
		Total	220091	200400	184900	205500	210700	226900
28		Other expenditures						
2821		Other current expenses						
	303	Scientific Scholarships and Training Courses	0	5000	2000	3000	3000	2000
	305	Non-Employees' Bonuses	3745	3500	3500	5000	5000	4000
		Total	3745	8500	5500	8000	8000	6000
		Total of Activity	616928	734800	690300	747500	801200	833400
		Total of Program	616928	734800	690300	747500	801200	833400

Current Expenditures According to Program and Activities For The Years 2009 - 2013

Chapter : 1502 - Ministry of Finance/General Budget Department

(In JDs)

Program : 2305 - Developing the Budget Methodology								
Activity : 601 - Preparing the general budget law, budgets of government units and manpower tables								
Group	Item	Description	Actual 2009	Estimated 2010	Re-estimated 2010	Estimated 2011	Indicative 2012	Indicative 2013
21		Compensations of Employees						
2111		Salaries, Wages and allowances						
	101	Classified Employees' Salaries	62363	67000	67000	60000	70000	70000
	102	Permanent Unclassified Employees' Salaries	47724	55000	53000	54000	58000	60000
	103	Contract Employees' Salaries	34466	43500	39500	40000	45000	46000
	105	Personal Cost of Living Allowance	107856	107000	107000	125000	127000	129000
	106	Family Allowance	10922	14300	11300	12000	15000	16000
	107	Basic Allowance	29507	27700	27700	30000	31000	32000
	111	Additional Allowance	26588	36400	31400	27000	32500	34000
	113	Transportation Allowance	25889	33800	30800	24000	25000	26000
	114	Transport Allowance	3033	3900	3900	4000	6500	7000
	116	Employees' bonuses	304188	313500	313500	335000	350000	360000
		Total	652536	702100	685100	711000	760000	780000
2121		Social Security Contributions						
	301	Social Security	28902	26000	25000	28000	28500	31500
		Total	28902	26000	25000	28000	28500	31500
22		Use of Goods and Services						
2211		Use of Goods and Services						
	201	Rents	26000	5800	5800	5800	5800	5800
	202	Telecommunications Services	9606	11000	10500	10000	11500	12500
	203	Water	442	2500	2500	2500	3500	3000
	204	Electricity	1612	14500	14500	13000	15000	16500
	205	Fuels	6920	15000	10000	10000	16000	17500
	206	Maintenance of Machines, furniture and accessories	3598	6000	2000	3000	6500	7000
	207	Maintenance of Vehicles, Heavy Duty Machinery	1788	6100	1600	3700	6500	7000
	208	Repair and maintenance of buildings and accessories	1694	5000	1000	2000	4500	4900
	209	Office Supplies	1768	6200	6200	7000	7500	8100
	210	Raw materials (Medicines, Clothes, Food, Fuel)		3500	500	2000	4000	4500
	211	Cleaning Services and supplies (including cleaning materials)	2500	10000	10000	11000	12500	13500
	212	Insurance	481	3000	2000	3000	3000	3400
	213	Official Travel Missions	455	1000	500	500	3000	3400
	214	Other goods and services expenses	87386	130000	130000	139000	150000	160500
		Total	144250	219600	197100	212500	249300	267600
28		Other expenditures						
2821		Other current expenses						
	303	Scientific Scholarships and Training Courses	0	0	0	3000	5000	3500
	305	Non-Employees' Bonuses	1100	9500	9500	5000	5000	4000
		Total	1100	9500	9500	8000	10000	7500
		Total of Activity	826788	957200	916700	959500	1047800	1086600
		Total of Program	826788	957200	916700	959500	1047800	1086600
		Total of Chapter	1443716	1692000	1607000	1707000	1849000	1920000

Overall Summary of Capital Expenditures For The Years 2009 - 2013

chapter : 1502 Ministry of Finance/General Budget Department

(In JDs)

Group	Item	Description	Actual 2009	Estimated 2010	Re-Estimated 2010	Estimated 2011	Indicative 2012	Indicative 2013
		Expenditures						
22		Use of Goods and Services						
2211		Use of Goods and Services						
	510	Buildings and facilities repair and mainten	116073	37000	37000	5000	15000	0
	512	Operating and maintenance Expenses	299631	340000	335000	328000	355000	365000
		Total	415704	377000	372000	333000	370000	365000
		Fixed Assets						
31		Non-financial Assets						
3111		Buildings and Constructions						
	508	Works and Constructions	0	113000	103000	60000	90000	0
		Total	0	113000	103000	60000	90000	0
3112		Machinery and Equipment						
	505	Equipments, Machines and Apparatus	36338	65000	65000	50000	80000	30000
		Total	36338	65000	65000	50000	80000	30000
3113		Other Fixed Assets						
	511	Equipping and furnishing	21334	0	0	5000	0	5000
		Total	21334	0	0	5000	0	5000
3122		Inventories						
	503	Materials and supplies	1289	10000	10000	0	5000	5000
		Total	1289	10000	10000	0	5000	5000
		Total of Chapter	474665	565000	550000	448000	545000	405000

Capital Expenditures According to Program and Projects For the years 2009 - 2013

Chapter : 1502 Ministry of Finance/General Budget Department

(In JDs)

Program 2301 Administration and Support Services								
Project		001 Administration Project						
Fund Source		102001 Capital (Treasury)						
Group	item	Description	Actual 2009	Estimated 2010	Re-Estimated 2010	Estimated 2011	Indicative 2012	Indicative 2013
31		Non-financial Assets						
3112		Machinery and Equipment						
	505	Equipments, Machines and Apparatu						
	003	Office apparatus and equipment	4778	5000	5000	5000	10000	5000
	023	Electricity equipment	6943	5000	5000	5000	5000	5000
		Total of Item	11721	10000	10000	10000	15000	10000
		Total of Project / Treasury	11721	10000	10000	10000	15000	10000
Project		002 Developing and Improving Institutional Capacities						
Fund Source		102001 Capital (Treasury)						
Group	item	Description	Actual 2009	Estimated 2010	Re-Estimated 2010	Estimated 2011	Indicative 2012	Indicative 2013
22		Use of Goods and Services						
2211		Use of Goods and Services						
	512	Operating and maintenance Expense						
	011	Capacity building expenses	290449	300000	300000	320000	335000	350000
		Total of Item	290449	300000	300000	320000	335000	350000
		Total of Project / Treasury	290449	300000	300000	320000	335000	350000
Project		004 Re-qualifying the Department's Building						
Fund Source		102001 Capital (Treasury)						
Group	item	Description	Actual 2009	Estimated 2010	Re-Estimated 2010	Estimated 2011	Indicative 2012	Indicative 2013
22		Use of Goods and Services						
2211		Use of Goods and Services						
	510	Buildings and facilities repair and mai						
	009	Miscellaneous buildings repair an	116073	37000	37000	5000	15000	0
		Total of Item	116073	37000	37000	5000	15000	0
31		Non-financial Assets						
3113		Other Fixed Assets						
	511	Equipping and furnishing						
	006	Buildings and Facilities Furnishin	21334	0	0	0	0	0
	999	n.e.c	0	0	0	5000	0	5000
		Total of Item	21334	0	0	5000	0	5000
		Total of Project / Treasury	137407	37000	37000	10000	15000	5000
Project		005 Expanding the building of Department						
Fund Source		102001 Capital (Treasury)						
Group	item	Description	Actual 2009	Estimated 2010	Re-Estimated 2010	Estimated 2011	Indicative 2012	Indicative 2013
31		Non-financial Assets						
3111		Buildings and Constructions						
	508	Works and Constructions						
	013	Miscellaneous Buildings Constru	0	113000	103000	60000	90000	0
		Total of Item	0	113000	103000	60000	90000	0
		Total of Project / Treasury	0	113000	103000	60000	90000	0
		Total of Program	439577	460000	450000	400000	455000	365000

Capital Expenditures According to Program and Projects For the years 2009 - 2013

Chapter : 1502 Ministry of Finance/General Budget Department

(In JDs)

Program 2305 Developing the Budget Methodology								
Project		001 ROB Project						
Fund Source		102001 Capital (Treasury)						
Group	item	Description	Actual 2009	Estimated 2010	Re-Estimated 2010	Estimated 2011	Indicative 2012	Indicative 2013
22		Use of Goods and Services						
2211		Use of Goods and Services						
	512	Operating and maintenance Expense						
	008	Training expenses	9182	40000	35000	8000	20000	15000
		Total of Item	9182	40000	35000	8000	20000	15000
31		Non-financial Assets						
3112		Machinery and Equipment						
	505	Equipments, Machines and Apparatu						
	001	Computers and accessories	16773	5000	5000	0	10000	0
		Total of Item	16773	5000	5000	0	10000	0
		Total of Project / Treasury	25955	45000	40000	8000	30000	15000
Project		002 Improving the Efficiency of Manpower Tables Preparation Process						
Fund Source		102001 Capital (Treasury)						
Group	item	Description	Actual 2009	Estimated 2010	Re-Estimated 2010	Estimated 2011	Indicative 2012	Indicative 2013
31		Non-financial Assets						
3112		Machinery and Equipment						
	505	Equipments, Machines and Apparatu						
	001	Computers and accessories	3444	5000	5000	0	5000	0
	999	n.e.c	0	15000	15000	25000	25000	15000
		Total of Item	3444	20000	20000	25000	30000	15000
3122		Inventories						
	503	Materials and supplies						
	001	Computer Supplies and accessor	1289	10000	10000	0	5000	5000
		Total of Item	1289	10000	10000	0	5000	5000
		Total of Project / Treasury	4733	30000	30000	25000	35000	20000
Project		003 Establishing Comprehensive Database for capital expenditures						
Fund Source		102001 Capital (Treasury)						
Group	item	Description	Actual 2009	Estimated 2010	Re-Estimated 2010	Estimated 2011	Indicative 2012	Indicative 2013
31		Non-financial Assets						
3112		Machinery and Equipment						
	505	Equipments, Machines and Apparatu						
	001	Computers and accessories	0	0	0	0	10000	0
	023	Electricity equipment	4400	20000	20000	10000	10000	5000
	999	n.e.c	0	10000	10000	5000	5000	0
		Total of Item	4400	30000	30000	15000	25000	5000
		Total of Project / Treasury	4400	30000	30000	15000	25000	5000
		Total of Program	35088	105000	100000	48000	90000	40000
		Total of Chapter	474665	565000	550000	448000	545000	405000