

## Chapter : 1101 Ministry of Justice

- Creation:** The Ministry of Justice was established on 11/4/1921 under the name of ( Justice Consultancy) and this name was changed to become the Ministry of Justice on 1/3/1929 and the Ministry was established to be the executive arm of the Jordanian Judicial body and since then it commenced its role in realizing the state's basic mission represented in establishing fairness and equality and protecting rights and freedoms.
- Vision :** An efficient and initiative institution which enhances the independence of Justice and law sovereignty to achieve true justice and protect rights and freedoms.
- Mission:** Contribute to preparing efficient and fair judicial and legal environment to protect rights and enhance the principles of transparency and equal opportunities, develop judicial body, draw up modern legislative policies and frameworks and strengthen ties with concerned international and local authorities in litigation and legal support.

### Tasks of the Ministry / Department:

- \_ Develop the means and procedures of Jordanian judiciary as per the best applicable international practices.
- \_ Set necessary policies and legislative frameworks to keep pace with
- \_ Disseminate the legal culture among different segments of society and sensitize them of their rights.
- \_ Strengthen the impartiality and independence of judiciary and supply it with qualified and trained human resources.
- \_ Achieve fairness and enhance the competitiveness of national economy.
- \_ Promote the level of performance and services of the legal and judicial body to perform its tasks efficiently and effectively.

### Ministry/Department Contribution to the National Objectives:

- \_ Establish the state of law and institutions and achieve fairness, enhance opportunity equality principles, transparency and protection of rights and freedoms.

### Major Issues and Challenges which face the Ministry / Department:

- \_ Limited functional advance and development chances especially for non-holders of law certificate.
- \_ The gap among different administrative levels (weakness of middle administration) and absence of job replacement plans which lead to brain drain and difficulty in attraction and weakness of incentives.
- \_ Linking the implementation of some capital projects especially constructions projects with foreign entities ( Government Buildings Department) which affects the achievement of projects on time.
- \_ Varying levels of foreign partners response for the demands and needs of Ministry's work.
- \_ Lack of infrastructure level in some courts.
- \_ Insufficient annual financial allocations.
- \_ Lack of university and middle education outcomes level.

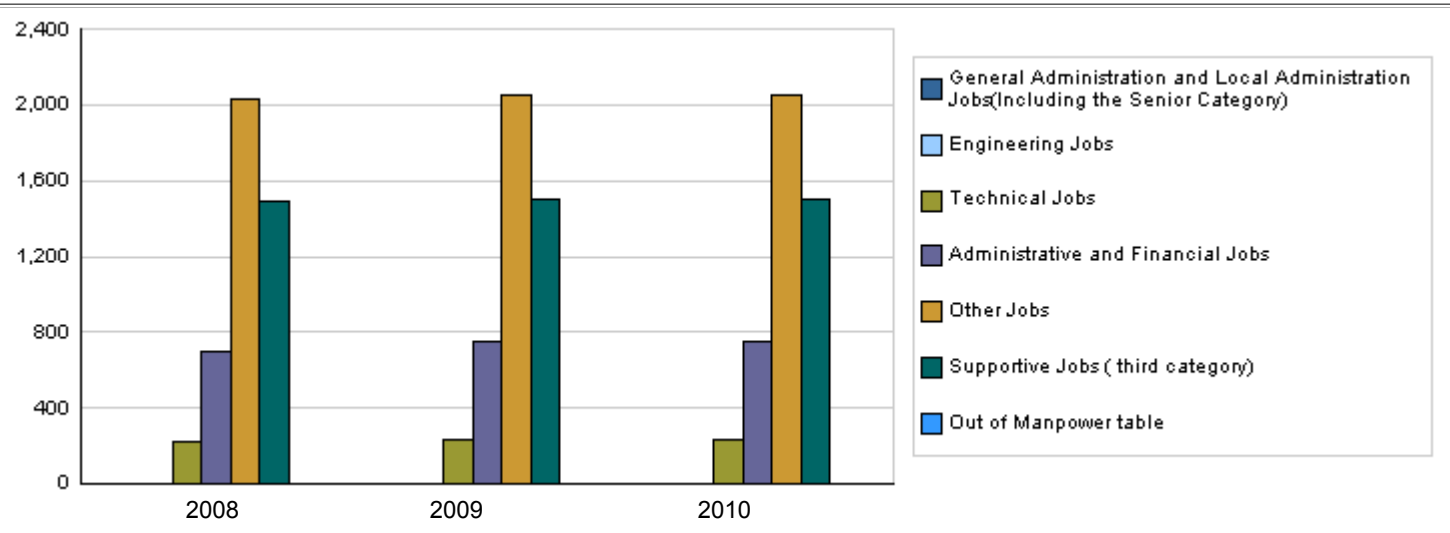
## Chapter : 1101 Ministry of Justice

### Strategic Objectives and Performance Indicators of the Ministry / Department

Strategic Objective		Performance Indicator	base year	Value	Actual Value	Target Value	Primary Self Evaluation	Target Value		
					2008	2009		2009	2010	2011
1 - Reinforcing judicial and legal cooperation and building relations and coordinating with local and international authorities in different related areas and establishing the modern vision of the concept of legislations and human and family protection and respect agreements	1	Number of legislations prepared and issued annually.	2005	68%	69%	71%	70%	72%	73%	74%
	2	Number of legal consultations that the Ministry present to government institutions and departments annually.	2005	69%	66%	71%	70%	72%	73%	73%
	3	Number of courts in which beds wards were established.	2005	66%	66%	69%	66%	69%	70%	71%
	4	Forming committees to enable weak categories to provide legal assistance to them.	2008	68%	68%	70%	70%	71%	72%	72%
	5	Jordan's order in law sovereignty criterion as per the World Bank statistics.	2006	2.5/0.45	2.5/0.45	2.5/0.6	2.5/0.45	2.5/0.65	2.5/0.7	2.5/0.7
	6	Jordan's order in global competitiveness in terms of effectiveness and independence.	2006	131/43	131/43	131/40	131/40	131/39	131/38	131/37
	7	Jordan's order in business practice report in the field of contracts implementation.	2008	181/127	181/127	181/127	181/127	181/118	181/100	181/100
2 - Promoting the performance and services of legal and judicial apparatus to conduct their tasks effeciently and effectively and spreading the legal culture among the different segments of society and advising them on their rights.	1	Satisfaction degree of audience of Justice integrity.	2006	10%	35%	50%	50%	70%	100%	100%
3 - Setting policies and legisaltive frameworks necessary to keep in pace with local and international updates and developments to contribute to improving the investment environment and enhancing economic competitiveness	1	Improvement of Jordan Justice order according to global competitiveness report in terms of competitiveness and independence.	2006	40	44	60	73	80	90	100
	2	Number of continuous training courses for judges.	2006	39	34	47	40	49	50	50
	3	Percentage of specialized judges to total number of judges.	2006	10%	12%	20%	14%	25%	30%	35%
	4	Number of accepted persons in future judges program.	2008	177	177	297	173	347	397	447

### Number of Staff of the Ministry / Department

Group	Job	Actual 2008	Primary 2009	Estimated 2010
General Administration and Local Administration J	Secretary General	1	1	1
	Director General	1	1	1
Engineering Jobs	engineering jobs	1	5	5
Technical Jobs	technical jobs	220	230	230
Administrative and Financial Jobs	Administrative and financial jobs	693	750	750
Other Jobs	Department of Justice	754	754	754
	notary, officer, researcher, head of department	1279	1300	1300
Supportive Jobs ( third category)	Supportive jobs	1490	1504	1504
Total		4439	4545	4545
Out of Manpower table	Out of manpower table	0	0	0
Overall Total		4439	4545	4545
Number of male staff		2919	3008	3008
Number of female staff		1520	1537	1537



### Key Information of the Ministry / Department

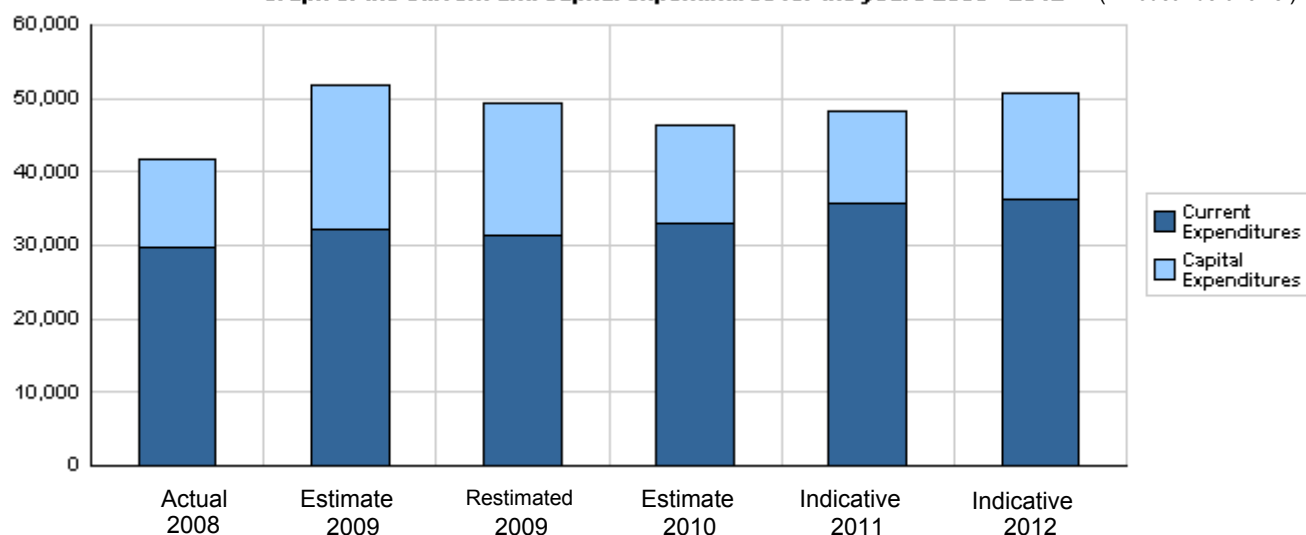
No.	Description	base year	Value	Primary 2009	Estimated 2010												
					Irbid	Mafraq	Jarsh	Ajloun	Amman	Balqa'	Zaraq'	Madaba	Karak	Ma'an	Tafila	Aqaba	Total
1	Number of courts.	2008	79	79	11	4	2	2	23	5	4	3	7	8	2	3	74
2	Number of incoming cases.	2008	363160	446185	72226	10007	8221	7365	177966	13416	31509	4981	13137	11121	6868	6343	363160
3	Number of settled cases.	2008	350513	430646	72521	9432	8231	7337	167882	13070	30513	4959	12583	10937	6925	6123	350513
4	Number of rotated cases.	2008	83025	83025	16053	2164	1599	2405	44354	4050	7183	7174	1856	885	604	1158	89485

**Overall Summary of Expenditures for Chapter 1101- Ministry of Justice**  
**for the years 2008 - 2012**

( JDs )

Description		Actual 2008	Estimate 2009	Re_Estimate 2009	Estimate 2010	Indicative 2011 2012	
<b>Group</b>	<b>Current Expenditures</b>						
2111	Salaries, Wages and allowances	25,213,940	26,664,650	26,173,000	28,098,000	30,368,000	31,192,000
2121	Social Security Contributions	761,500	908,000	908,000	919,000	959,000	1,000,000
2211	Use of Goods and Services	3,536,259	4,464,500	4,141,000	3,959,000	4,200,000	4,000,000
2821	Other current expenses	91,715	128,000	82,000	74,000	70,000	70,000
3112	Machinery and Equipment	10,370	15,000	10,000	0	0	0
3113	Other Fixed Assets	6,793	12,000	8,000	0	0	0
<b>Total current expenditures</b>		<b>29,620,577</b>	<b>32,192,150</b>	<b>31,322,000</b>	<b>33,050,000</b>	<b>35,597,000</b>	<b>36,262,000</b>
<b>Capital Expenditures</b>							
2211	Use of Goods and Services	4,686,596	5,300,000	4,950,000	2,459,000	2,370,000	2,940,000
2822	Other Capital expenditures	93,792	50,000	50,000	10,000	10,000	10,000
3111	Buildings and Constructions	5,538,158	10,830,000	9,730,000	9,874,000	9,800,000	10,700,000
3112	Machinery and Equipment	1,210,382	2,495,000	2,495,000	724,000	100,000	440,000
3113	Other Fixed Assets	358,439	375,000	375,000	0	70,000	230,000
3141	Lands	143,665	450,000	450,000	250,000	250,000	250,000
<b>Total capital expenditures</b>		<b>12,031,032</b>	<b>19,500,000</b>	<b>18,050,000</b>	<b>13,317,000</b>	<b>12,600,000</b>	<b>14,570,000</b>
<b>Treasury</b>		<b>12,031,032</b>	<b>19,500,000</b>	<b>18,050,000</b>	<b>13,317,000</b>	<b>12,600,000</b>	<b>14,570,000</b>
<b>Total current and capital expenditures</b>		<b>41,651,609</b>	<b>51,692,150</b>	<b>49,372,000</b>	<b>46,367,000</b>	<b>48,197,000</b>	<b>50,832,000</b>

**Graph of the current and capital expenditures for the years 2008 - 2012** ( Thousands of JDs )

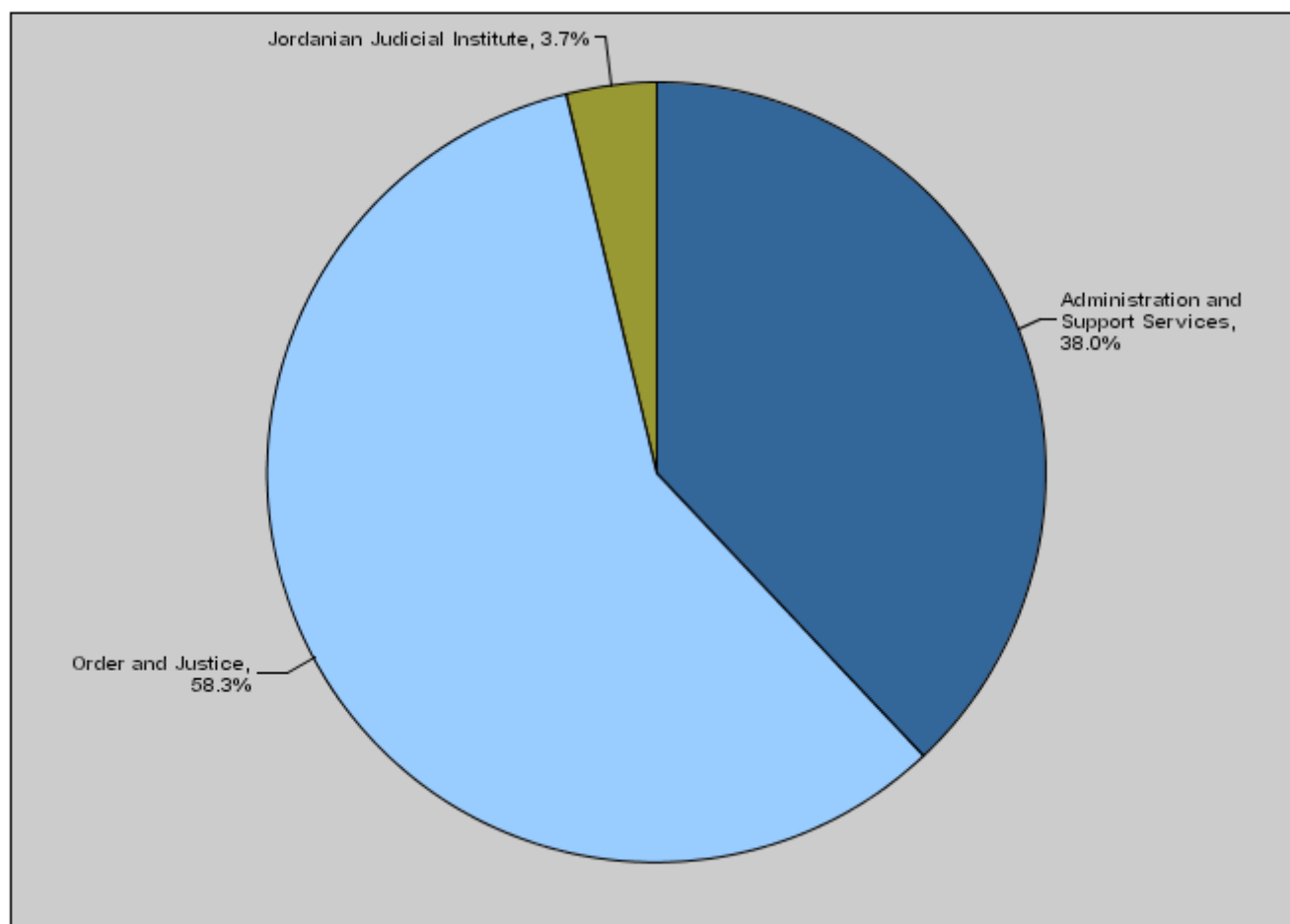


Budget of Chapter 1101 - Ministry of Justice  
For the Year 2010 Distributed According to Program

(In JD's )

Prog.	Description	Current Expenditures	Capital Expenditures	Total Expenditures
1801	Administration and Support Services	17,375,000	229,000	17,604,000
1805	Order and Justice	15,141,000	11,890,000	27,031,000
1810	Jordanian Judicial Institute	534,000	1,198,000	1,732,000
Total		33,050,000	13,317,000	46,367,000

**Total Expenditures for the year 2010 Distributed According to Program**



Budget Chapter 1101 - Ministry of Justice Distributed According to the Program

1801	Administration and Support Services Program
------	---

Objective of the program :

Raise the institutional capacity of employees through training, improve the presented services and simplify the procedures to obtain the satisfaction of service recipients through service computerization. As well, this program will work on institutionalizing the work mechanisms and awaring service recipients as well as spreading the legal culture.

The strategic objective related to the program :

Raise the institutional capacity of the Ministry of Justice and the judicial services in order to enable them to perform their tasks and provide their services efficiently and effectively and to enhance the competitiveness of the Jordanian Judicature.

Directorates associated with the program :

- 1- Financial affairs directorate.
- 2- Administrative affairs and human resources directorate.
- 3- Information technology management directorate.
- 4- Communications directorate.
- 5- Courts and projects affairs management directorate.
- 6- Internal control unit.

Services provided by the program :

- 1- Build and raise the employees capacities through training.
- 2- Improve the presented services and simplify procedures to obtain the satisfaction service recipients through computerizing services and re-engineering work procedures of the departments.
- 3- Promote the institutional performance of the Ministry and courts through work development and institutionalism.
- 4- Aware service recipients and spread the legal culture through different publications and media means.

Staff working in the program :

The program is implemented through a functional staff in 2009 estimated with ( 3775 ) staff, including ( 2291 ) males and ( 1484 ) females .

**Performance Measurement Indicators for program**

Performance Measurement Indicator		Base Year	Value	Actual value	Target Value	First Self Evaluation	Target		
				2008	2009	2009	2010	2011	2012
1	Number of the model courts buildings.	2006	15/6	15/7	10/15	15/9	15/11	15/15	15/15
2	Percentage of the computerized courts of the total courts.	2006	6%	70%	100%	95%	100%	100%	100%
3	Number of e-services provided by the courts.	2008	3	4	4	4	4	5	5
4	Number of the specialized rooms in courts.	2006	3	4	12	10	14	16	18

**Appropriations OF Administration and Support Services Program as Per Activities and Projects.**

( In JDs )

Activities and Projects		Actual	Estimate	Re_Estimate	Estimate	Indicative	
		2008	2009	2009	2010	2011	2012
<b>Current Expenditures</b>		15,348,716	18,220,150	17,369,000	17,375,000	18,279,600	18,450,000
2111	Salaries, Wages and allowances	11,085,724	12,975,150	12,483,500	12,614,000	13,236,600	13,548,000
2121	Social Security Contributions	757,017	900,000	900,000	910,000	950,000	991,000
2211	Use of Goods and Services	3,442,513	4,255,000	3,931,500	3,808,000	4,044,000	3,862,000
2821	Other current expenses	46,837	68,000	38,000	43,000	49,000	49,000
3112	Machinery and Equipment	9,832	12,000	9,000	0	0	0
3113	Other Fixed Assets	6,793	10,000	7,000	0	0	0
<b>Capital Expenditures</b>		3,589,884	4,090,000	4,090,000	229,000	140,000	710,000
001	Administration Project	3,589,884	4,090,000	4,090,000	229,000	140,000	710,000
<b>Program / Treasury</b>		3,589,884	4,090,000	4,090,000	229,000	140,000	710,000
<b>Total Program</b>		18,938,600	22,310,150	21,459,000	17,604,000	18,419,600	19,160,000

Budget Chapter 1101 - Ministry of Justice Distributed According to the Program

1805	Order and Justice Program
------	---------------------------

Objective of the program :

Supply the judicial power with sufficient number of qualified and trained judges as well as to develop and update legislations to keep up with the local, regional and international developments.

The strategic objective related to the program :

Update and develop legislations especially the economic legislations, investment legislations, review regional and international agreements related to judicial cooperation.

Directorates associated with the program :

- 1- Judicial Council
- 2- Policies and institutional development unit.
- 3- Legal affairs and international cooperation directorate.
- 4- Human rights directorate.
- 5- Judicial inspection directorate.

Services provided by the program :

- 1- Provide infrastructure for courts through establishing modern justice palaces with modern techniques and services.
- 2- Supply judicial services with sufficient number of qualified and trainers and build capacities and judges competence through continuous and specialized and internal and external training.
- 3- Develop and update legislations to keep up local, regional and international variables and developments.

Staff working in the program :

The program is implemented through a functional staff in 2009 estimated with ( 751 ) staff, including ( 703 ) males and ( 48 ) females .

Performance Measurement Indicators for program									
Performance Measurement Indicator		Base Year	Value	Actual value	Target Value	First Self Evaluation	Target		
				2008	2009	2009	2010	2011	2012
1	Percentage of annually inspected judges.	2006	50%	65%	75%	75%	100%	100%	100%
2	Average of 'daily court sessions of conciliation courts' cases.	2004	243	185	122	122	112	107	102
3	Average of daily court session of the First Instance Courts' cases.	2004	543	340	267	267	257	247	227
4	Percentage of cases settled through mediation.	2006	71%	65%	80%	80%	85%	90%	95%
Appropriations OF Order and Justice Program as Per Activities and Projects. ( In JDs )									
Activities and Projects		Actual	Estimate	Re_Estimate	Estimate	Indicative			
		2008	2009	2009	2010	2011	2012		
Current Expenditures		13,937,660	13,326,000	13,326,000	15,141,000	16,738,400	17,236,000		
2111	Salaries, Wages and allowances	13,937,660	13,326,000	13,326,000	15,141,000	16,738,400	17,236,000		
Capital Expenditures		7,673,413	13,810,000	12,360,000	11,890,000	11,250,000	12,460,000		
001	Order and Justice Program Adminis	2,109,582	2,300,000	2,300,000	1,400,000	1,420,000	1,730,000		
002	Justice Palace air conditioning syste	0	1,000,000	1,000,000	600,000	0	0		
003	Establishment of Higher Judiciary bu	3,234,282	700,000	0	0	0	800,000		
004	Establishment of Model buildings fo	1,921,779	0	0	0	0	0		
005	Establishment of Criminal Courts bu	382,097	1,800,000	1,800,000	1,800,000	1,000,000	0		
006	Establishment of an independent co	25,673	10,000	10,000	20,000	30,000	30,000		
007	Establishing building for Judges clu	0	400,000	0	0	400,000	3,600,000		
008	Establishing the building of Justice	0	700,000	700,000	1,800,000	2,000,000	1,500,000		
009	Establishing the building of Justice	0	2,750,000	2,750,000	1,800,000	2,000,000	1,800,000		
010	Establishing the building of Justice	0	1,750,000	1,750,000	1,900,000	1,700,000	1,000,000		
011	Establishing the building of Justice	0	700,000	700,000	2,000,000	2,700,000	2,000,000		
012	Establishing the building of General	0	500,000	500,000	500,000	0	0		
013	Establishing additional floor for Aqa	0	250,000	250,000	0	0	0		
014	Establishing additional floor for Maf	0	300,000	300,000	70,000	0	0		
015	Establishing additional floor for Ma'a	0	300,000	300,000	0	0	0		
016	Applying the Complete Lawsuit Syst	0	20,000	0	0	0	0		
017	Activating and developing the techn	0	50,000	0	0	0	0		
018	Applying the intermediation method	0	50,000	0	0	0	0		
019	Reviewing and developing legislatio	0	20,000	0	0	0	0		
020	Set the legal framework and establis	0	10,000	0	0	0	0		
021	Applying new system to number cas	0	50,000	0	0	0	0		
022	Attorney General Department within	0	150,000	0	0	0	0		
Program / Treasury		7,673,413	13,810,000	12,360,000	11,890,000	11,250,000	12,460,000		
Total Program		21,611,073	27,136,000	25,686,000	27,031,000	27,988,400	29,696,000		

Budget Chapter 1101 - Ministry of Justice Distributed According to the Program

1810

Jordanian Judicial Institute Program

Objective of the program :

Contribute to setting strategies and plans aiming at promoting the level of judicial body as well as exchanging the technical and academic cooperation and experiences among the Institute and the different judicial and legal authorities, institutions and institutes.

The strategic objective related to the program :

Provide the necessary financial, human and technical support to develop the judicial performance.

Directorates associated with the program :

The Jordanian Judicial Institute

Services provided by the program :

1- Contribute to setting strategies and plans aiming at promoting the level of the Jordanian Judicial body.  
2- Qualify and upgrade the efficiency of judges and their assistants as well as improving their scientific research talent.  
3- Exchange the technical and academic cooperation and experiences between the Judicial Institute and the Arab and International judicial and legal organizations, authorities and institutes.  
4- Test the top students of general secondary students and law colleges graduates from both males as per transparent and declared principles and standards.

Staff working in the program :

The program is implemented through a functional staff in 2009 estimated with ( 16 ) staff, including ( 11 ) males and ( 5 ) females .

Performance Measurement Indicators for program

Performance Measurement Indicator		Base Year	Value	Actual value	Target Value	First Self Evaluation	Target		
				2008	2009	2009	2010	2011	2012
1	Number of specialized training courses, annually held by the Institute.	2006	2	4	6	5	6	7	7
2	Number of delegated judges to outside english language learning courses.	2008	19	19	29	24	39	42	45
3	Number of judges holding high degrees who were delegated through the Ministry's scholarships.	2006	12	14	22	14	27	30	32

Appropriations OF Jordanian Judicial Institute Program as Per Activities and Projects. ( In JDs

Activities and Projects		Actual 2008	Estimate 2009	Re_Estimate 2009	Estimate 2010	Indicative 2011 2012	
Current Expenditures		334,201	646,000	627,000	534,000	579,000	576,000
2111	Salaries, Wages and allowances	190,556	363,500	363,500	343,000	393,000	408,000
2121	Social Security Contributions	4,483	8,000	8,000	9,000	9,000	9,000
2211	Use of Goods and Services	93,746	209,500	209,500	151,000	156,000	138,000
2821	Other current expenses	44,878	60,000	44,000	31,000	21,000	21,000
3112	Machinery and Equipment	538	3,000	1,000	0	0	0
3113	Other Fixed Assets	0	2,000	1,000	0	0	0
Capital Expenditures		767,735	1,600,000	1,600,000	1,198,000	1,210,000	1,400,000
001	Jordanian Judicial Institute Program	767,735	1,600,000	1,600,000	50,000	60,000	100,000
003	Judges of the Future	0	0	0	1,148,000	1,150,000	1,300,000
Program / Treasury		767,735	1,600,000	1,600,000	1,198,000	1,210,000	1,400,000
Total Program		1,101,936	2,246,000	2,227,000	1,732,000	1,789,000	1,976,000