

Chapter : 1301 Ministry of Foreign Affairs

- Creation:** The Ministry of Foreign Affairs was established since the formation of the first government of Transjordan and its role was enhanced with the nominating of the first Minister of Foreign Affairs on 6/8/1939 and currently it works as per the provisions of organizational regulation no.(62) for 1999.
- Vision :** Promoting the Jordanian diplomatic activity both regionally and internationally, through reinforcing the concept of institutional work, developing diplomatic and administrative human resources in order to reach excellence and creativity in representing Jordan and delivering services to the Jordanian citizen abroad.
- Mission:** Achieving the objectives of foreign policy of the Hashemite Kingdom of Jordan, reinforcing Jordan's key role based on moderation and tolerance in the international and regional events, as well as assuring excellence in diplomacy, professionally and effectively, in order to protect the Jordanian highest national interests.

Tasks of the Ministry / Department:

- _ Contribute to drawing up and executing the foreign policy of the Kingdom.
- _ Enhance relations with friendly and brotherly countries.
- _ Promote the level of diplomatic delegates performance and enhance its role in the field of supporting the national economy through attracting investment and tourism attraction, etc.
- _ Protect the national rights and interests and Jordanian citizens' interests abroad.
- _ Represent the Kingdom at the countries and regional and international organizations in different fields.

Ministry/Department Contribution to the National Objectives:

- _ Increase the economic competitiveness through the role of Jordanian embassies and consulates abroad.

Major Issues and Challenges which face the Ministry / Department:

- _ The completion of linking the Ministry's headquarters electronically with embassies.
- _ Establish new buildings for embassies and diplomatic delegates.
- _ The expropriation of leased buildings of embassies and diplomatic delegates in light of available financial capacities.
- _ Maintenance and upgradation of existing buildings for a number of embassies and diplomatic delegates.
- _ Facing the increasing financial burdens faced by the members of diplomatic delegates due to the high costs of living internationally.

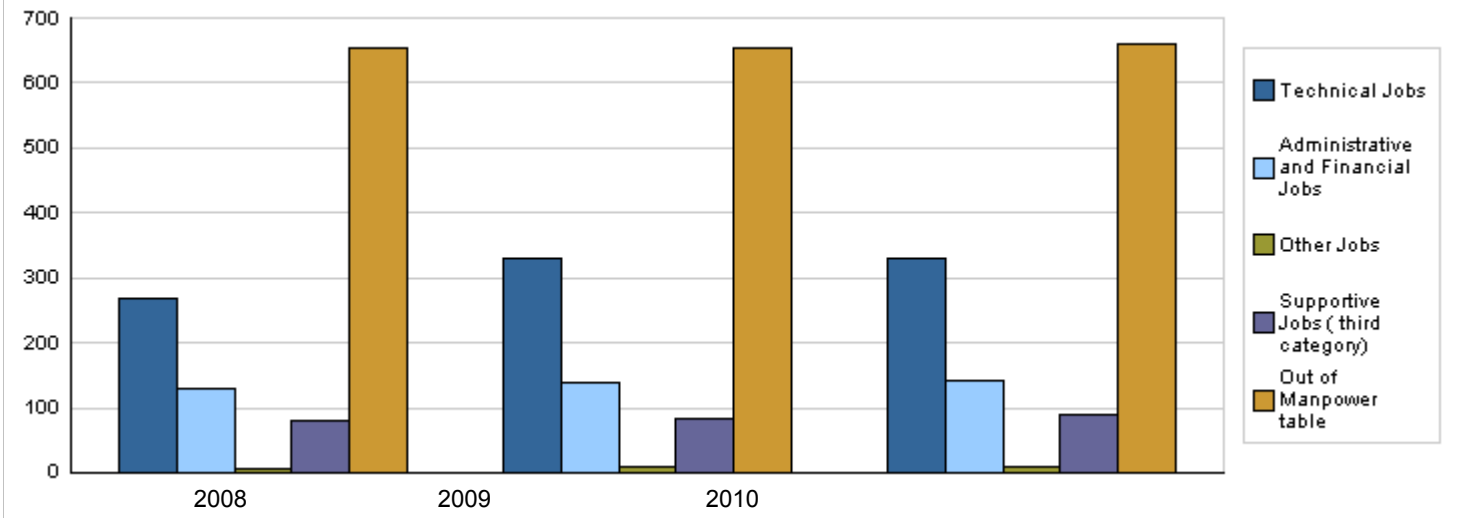
Chapter : 1301 Ministry of Foreign Affairs

Strategic Objectives and Performance Indicators of the Ministry / Department

| Strategic Objective | Performance Indicator | base year | Value | Actual Value | Target Value | Primary Self Evaluation | Target Value | | |
|--|---|-----------|-------|--------------|--------------|-------------------------|--------------|------|------|
| | | | | 2008 | 2009 | 2009 | 2010 | 2011 | 2012 |
| 1 - Developing administrative and diplomatic human resources in the Ministry | 1 Percentage of qualified employees in the Ministry. | 2007 | 80% | 80% | 85% | 85% | 90% | 90% | 95% |
| 2 - Contributing to formulating and executing the Kingdom's foreign policy, and protecting the highest national rights and interests of the country and its people living abroad | 1 Number of Jordanian diplomatic delegations. | 2007 | 52 | 52 | 52 | 52 | 52 | 52 | 55 |
| | 2 Number of Jordanian honorary consulates. | 2007 | 62 | 62 | 62 | 62 | 62 | 62 | 62 |
| | 3 Number of diplomatic delegations accredited at the Royal Court. | 2007 | 118 | 118 | 118 | 118 | 118 | 118 | 118 |
| | 4 Number of honorary consulates accredited at the Royal Court. | 2007 | 49 | 49 | 49 | 49 | 49 | 49 | 49 |

Number of Staff of the Ministry / Department

| Group | Job | Actual 2008 | Primary 2009 | Estimated 2010 |
|-----------------------------------|--|-------------|--------------|----------------|
| Technical Jobs | Diplomatic jobs | 250 | 310 | 310 |
| | Follow up employee for foreign authorities | 7 | 7 | 7 |
| | Follow up employees for embassies | 9 | 9 | 9 |
| | Local management jobs | 3 | 3 | 3 |
| Administrative and Financial Jobs | | 129 | 139 | 142 |
| Other Jobs | | 7 | 10 | 10 |
| Supportive Jobs (third category) | | 81 | 83 | 89 |
| Total | | 486 | 561 | 570 |
| Out of Manpower table | Local employees in embassies | 654 | 654 | 660 |
| Overall Total | | 1140 | 1215 | 1230 |
| Number of male staff | | 1080 | 1153 | 1165 |
| Number of female staff | | 60 | 62 | 65 |



Key Information of the Ministry / Department

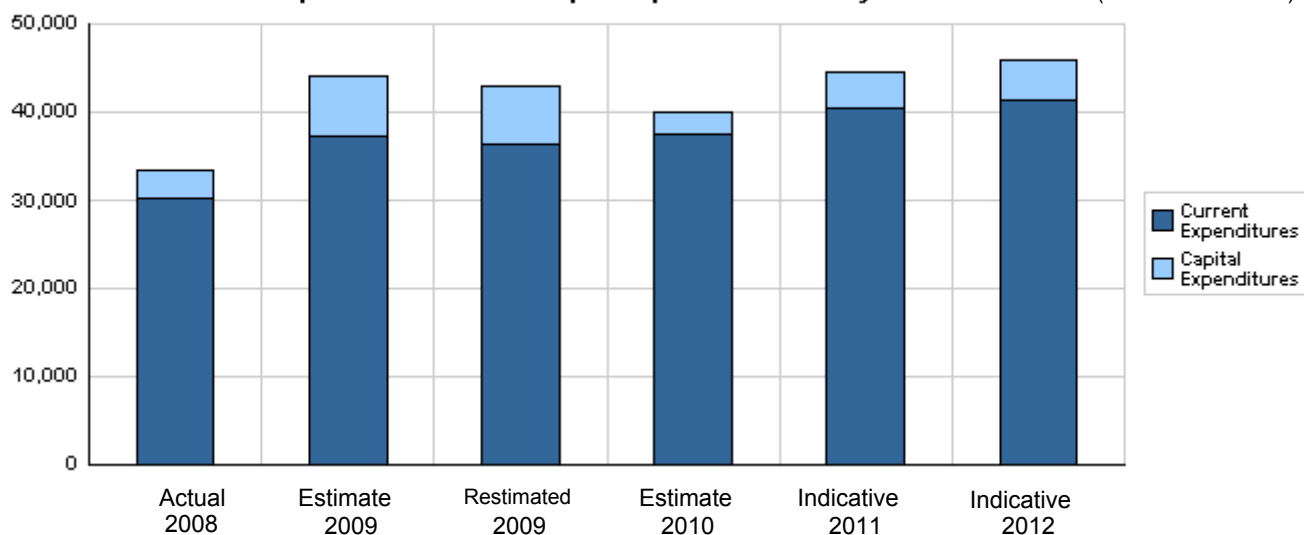
| No. | Description | 2006 | 2007 | 2008 | 2009 | 2010 |
|-----|--|------|------|------|------|------|
| 1 | Number of Jordanian diplomatic delegates abroad. | 52 | 52 | 52 | 52 | 52 |
| 2 | Number of Jordanian honorary consulates abroad. | 62 | 62 | 62 | 62 | 62 |
| 3 | Number of accredited delegates at royal court. | 118 | 118 | 118 | 118 | 118 |
| 4 | Number of accredited honorary consulates at royal court. | 49 | 49 | 49 | 49 | 49 |
| 5 | Number of embassies connected with the Ministry's headquarters electronically. | 5 | 5 | 5 | 30 | 35 |
| 6 | Number of agreements signed with brotherly and friendly countries. | 8 | 8 | 8 | 12 | 14 |
| 7 | Number of adopted international organizations at Jordan. | 39 | 39 | 39 | 42 | 45 |

Overall Summary of Expenditures for Chapter 1301- Ministry of Foreign Affairs
for the years 2008 - 2012

(JDs)

| Description | | Actual 2008 | Estimate 2009 | Re_Estimate 2009 | Estimate 2010 | Indicative 2011 2012 | |
|---|----------------------------------|-------------------|-------------------|---------------------|-------------------|-------------------------|-------------------|
| Group | Current Expenditures | | | | | | |
| 2111 | Salaries, Wages and allowances | 19,884,333 | 24,527,000 | 23,981,000 | 25,494,000 | 27,222,000 | 27,680,000 |
| 2121 | Social Security Contributions | 312,361 | 400,000 | 333,000 | 350,000 | 360,000 | 370,000 |
| 2211 | Use of Goods and Services | 9,198,721 | 11,597,000 | 11,278,000 | 10,934,000 | 12,274,000 | 12,753,000 |
| 2511 | Subsidies to public corporations | 400,000 | 400,000 | 400,000 | 400,000 | 400,000 | 400,000 |
| 2821 | Other current expenses | 389,108 | 362,000 | 362,000 | 223,000 | 265,000 | 245,000 |
| Total current expenditures | | 30,184,523 | 37,286,000 | 36,354,000 | 37,401,000 | 40,521,000 | 41,448,000 |
| Capital Expenditures | | | | | | | |
| 2211 | Use of Goods and Services | 1,912,495 | 2,930,000 | 2,930,000 | 990,000 | 1,230,000 | 950,000 |
| 2822 | Other Capital expenditures | 25,256 | 50,000 | 50,000 | 10,000 | 10,000 | 25,000 |
| 3111 | Buildings and Constructions | 84,329 | 850,000 | 600,000 | 1,055,000 | 1,495,000 | 1,840,000 |
| 3112 | Machinery and Equipment | 839,883 | 2,240,000 | 2,240,000 | 545,000 | 935,000 | 1,295,000 |
| 3113 | Other Fixed Assets | 342,370 | 680,000 | 680,000 | 0 | 380,000 | 440,000 |
| Total capital expenditures | | 3,204,333 | 6,750,000 | 6,500,000 | 2,600,000 | 4,050,000 | 4,550,000 |
| Treasury | | 3,204,333 | 6,750,000 | 6,500,000 | 2,600,000 | 4,050,000 | 4,550,000 |
| Total current and capital expenditures | | 33,388,856 | 44,036,000 | 42,854,000 | 40,001,000 | 44,571,000 | 45,998,000 |

Graph of the current and capital expenditures for the years 2008 - 2012 (Thousands of JDs)

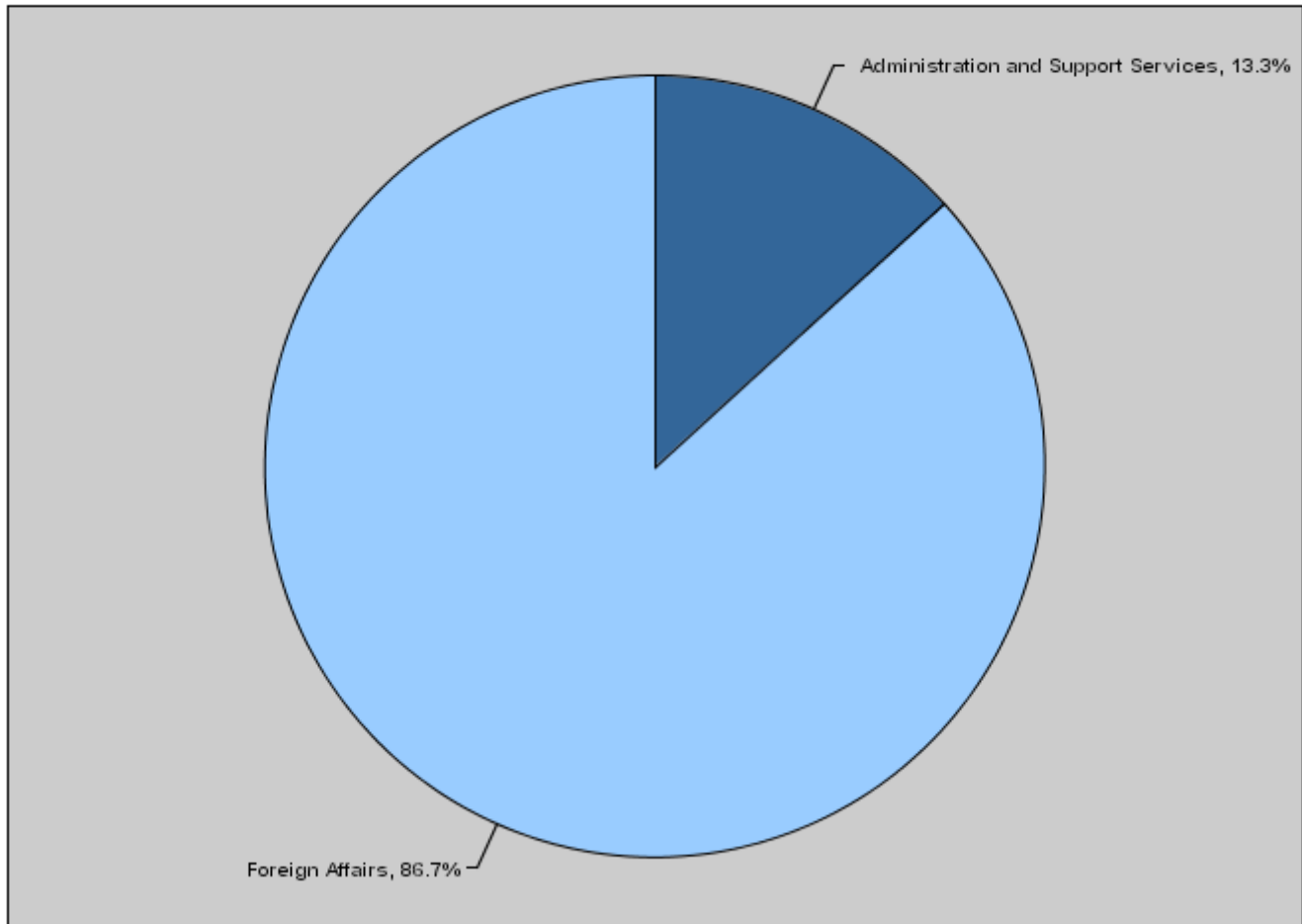


Budget of Chapter 1301 - Ministry of Foreign Affairs
For the Year 2010 Distributed According to Program

(In JD's)

| Prog. | Description | Current Expenditures | Capital Expenditures | Total Expenditures |
|-------|-------------------------------------|----------------------|----------------------|--------------------|
| 2001 | Administration and Support Services | 5,163,000 | 155,000 | 5,318,000 |
| 2005 | Foreign Affairs | 32,238,000 | 2,445,000 | 34,683,000 |
| Total | | 37,401,000 | 2,600,000 | 40,001,000 |

Total Expenditures for the year 2010 Distributed According to Program



Budget Chapter 1301 - Ministry of Foreign Affairs Distributed According to the Program

2001

Administration and Support Services Program

Objective of the program :

Prepare work requirements through the administrative efforts, provide support in the regulatory, financial, technical and supportive services fields, and develop the staff's capacities either working in the diplomatic field or in the headquarter.

The strategic objective related to the program :

Develop the administrative and diplomatic human resources in the Ministry.

Directorates associated with the program :

1- Financial and administrative affairs.
2- Legal affairs.
3- Internal control unit.
4- Infomation and computer unit.

Services provided by the program :

1- Provide the necessary administrarive services.
2- Regulate the financial transactions of the Ministry and the embassies abroad.
3- Train and qualify human staffs.
4- Provide the technical support in the Ministry and linkage with embassies.
5- Facilitate coordination process and exchange data internally and externally.

Staff working in the program :

The program is implemented through a functional staff in 2009 estimated with (300) staff, including (250) males and (50) females .

Performance Measurement Indicators for program

| Performance Measurement Indicator | | Base Year | Value | Actual value | Target Value | First Self Evaluation | Target | | |
|-----------------------------------|---|-----------|-------|--------------|--------------|-----------------------|--------|------|------|
| | | | | 2008 | 2009 | 2009 | 2010 | 2011 | 2012 |
| 1 | Number of embassies. electronically connected with the ministry's headquarters. | 2007 | 5 | 5 | 30 | 30 | 35 | 40 | 40 |
| 2 | Number of employees participating in internal and external training courses. | 2007 | 191 | 191 | 250 | 250 | 280 | 280 | 280 |

Appropriations OF Administration and Support Services Program as Per Activities and Projects. (In JDs

| Activities and Projects | | Actual | Estimate | Re_Estimate | Estimate | Indicative | |
|-------------------------|----------------------------------|-----------|-----------|-------------|-----------|------------|-----------|
| | | 2008 | 2009 | 2009 | 2010 | 2011 | 2012 |
| Current Expenditures | | 3,865,590 | 5,064,000 | 4,375,000 | 5,163,000 | 5,596,000 | 5,746,000 |
| 2111 | Salaries, Wages and allowances | 2,032,155 | 2,930,000 | 2,384,000 | 2,492,000 | 2,687,000 | 2,805,000 |
| 2121 | Social Security Contributions | 70,256 | 100,000 | 85,000 | 90,000 | 95,000 | 100,000 |
| 2211 | Use of Goods and Services | 1,152,053 | 1,447,000 | 1,319,000 | 2,031,000 | 2,254,000 | 2,281,000 |
| 2511 | Subsidies to public corporations | 400,000 | 400,000 | 400,000 | 400,000 | 400,000 | 400,000 |
| 2821 | Other current expenses | 211,126 | 187,000 | 187,000 | 150,000 | 160,000 | 160,000 |
| Capital Expenditures | | 543,298 | 1,640,000 | 1,640,000 | 155,000 | 445,000 | 660,000 |
| 001 | Administration Project | 543,298 | 1,640,000 | 1,640,000 | 155,000 | 445,000 | 660,000 |
| Program / Treasury | | 543,298 | 1,640,000 | 1,640,000 | 155,000 | 445,000 | 660,000 |
| Total Program | | 4,408,888 | 6,704,000 | 6,015,000 | 5,318,000 | 6,041,000 | 6,406,000 |

Budget Chapter 1301 - Ministry of Foreign Affairs Distributed According to the Program

| | | | | | | | | | | | |
|---|--|-------------|--|---------------|-------|------------------|--------------|-----------------------|--------|-----------------------|------|
| 2005 | Foreign Affairs Program | | | | | | | | | | |
| <u>Objective of the program :</u> | | | | | | | | | | | |
| Contribute to implementing the foreign policy of the Kingdom and to protect the higher national rights and interests of the country and its nationals abroad. | | | | | | | | | | | |
| <u>The strategic objective related to the program :</u> | | | | | | | | | | | |
| Contribute to implementing the foreign policy of the Kingdom and to protect the higher national rights and interests of the country and its nationals abroad. | | | | | | | | | | | |
| <u>Directorates associated with the program :</u> | | | | | | | | | | | |
| 1- International affairs. | | | | | | | | | | | |
| 2- Arab affairs. | | | | | | | | | | | |
| 3- European partnership unit. | | | | | | | | | | | |
| <u>Services provided by the program :</u> | | | | | | | | | | | |
| 1- Contact with embassies and consulates abroad. | | | | | | | | | | | |
| 2- Contact with embassies, consulates, and international organizations in Jordan. | | | | | | | | | | | |
| 3- Follow up the affairs of citizens abroad through the Jordanian embassies and consulates. | | | | | | | | | | | |
| 4- Provide information and reply to inquiries for any authority about its interests abroad through the Jordanian embassies and consulates. | | | | | | | | | | | |
| <u>Staff working in the program :</u> | | | | | | | | | | | |
| The program is implemented through a functional staff in 2009 estimated with (915) staff, including (903) males and (12) females . | | | | | | | | | | | |
| Performance Measurement Indicators for program | | | | | | | | | | | |
| Performance Measurement Indicator | | | | Base Year | Value | Actual value | Target Value | First Self Evaluation | Target | | |
| | | | | | | 2008 | 2009 | 2009 | 2010 | 2011 | 2012 |
| 1 | Number of conferences and symposiums held in the embassies. | | | 2007 | 13 | 13 | 18 | 18 | 20 | 20 | 20 |
| 2 | Number of the International agreements signed by brotherly and friendly countries. | | | 2007 | 8 | 8 | 12 | 12 | 14 | 14 | 14 |
| 3 | Number of international organizations accredited in Jordan. | | | 2007 | 39 | 39 | 42 | 42 | 45 | 45 | 45 |
| Appropriations OF Foreign Affairs Program as Per Activities and Projects. (In JDs | | | | | | | | | | | |
| Activities and Projects | | Actual 2008 | | Estimate 2009 | | Re_Estimate 2009 | | Estimate 2010 | | Indicative 2011 2012 | |
| Current Expenditures | | 26,318,933 | | 32,222,000 | | 31,979,000 | | 32,238,000 | | 34,925,000 35,702,000 | |
| 2111 | Salaries, Wages and allowances | 17,852,178 | | 21,597,000 | | 21,597,000 | | 23,002,000 | | 24,535,000 24,875,000 | |
| 2121 | Social Security Contributions | 242,105 | | 300,000 | | 248,000 | | 260,000 | | 265,000 270,000 | |
| 2211 | Use of Goods and Services | 8,046,668 | | 10,150,000 | | 9,959,000 | | 8,903,000 | | 10,020,000 10,472,000 | |
| 2821 | Other current expenses | 177,982 | | 175,000 | | 175,000 | | 73,000 | | 105,000 85,000 | |
| Capital Expenditures | | 2,661,035 | | 5,110,000 | | 4,860,000 | | 2,445,000 | | 3,605,000 3,890,000 | |
| 001 | Foreign Affairs Program Administrat | 1,737,550 | | 2,210,000 | | 2,210,000 | | 1,215,000 | | 1,825,000 2,070,000 | |
| 002 | Construction of Jordanian Embassy | 23,824 | | 250,000 | | 250,000 | | 350,000 | | 450,000 500,000 | |
| 003 | Finishing the maintenance of the Em | 899,661 | | 1,350,000 | | 1,350,000 | | 180,000 | | 300,000 0 | |
| 004 | Building the house of Head of diplom | 0 | | 50,000 | | 0 | | 350,000 | | 530,000 620,000 | |
| 005 | Constructing the building of Jordan | 0 | | 500,000 | | 300,000 | | 350,000 | | 500,000 700,000 | |
| 006 | Embassadors forum | 0 | | 250,000 | | 250,000 | | 0 | | 0 0 | |
| 007 | Activating embassies plans | 0 | | 500,000 | | 500,000 | | 0 | | 0 0 | |
| Program / Treasury | | 2,661,035 | | 5,110,000 | | 4,860,000 | | 2,445,000 | | 3,605,000 3,890,000 | |
| Total Program | | 28,979,968 | | 37,332,000 | | 36,839,000 | | 34,683,000 | | 38,530,000 39,592,000 | |