

## Chapter : 1601 Ministry of Industry and Trade

- Creation:** The Ministry of Industry and Trade was established in 1952 under the name of Ministry of Industry and Trade, and as per the Administration and Organization regulation of the Ministry of National Economy no.(12) for 1971 became the Ministry of National Economy in line with global economic developments and Jordan's trend toward economic and commercial openness, free economy and market powers mechanisms enhancement, the Industry and Trade Law no. (18) for 1998 was issued and according to this law the Ministry of Supply was cancelled and their directorates were merged with the directorates of the Ministry of Industry and Trade as the legal successor for the Ministry of Supply.
- Vision :** A distinguished ministry that follows a pioneer and initiative role in developing the national economy and reinforcing competitiveness, in order to achieve the national objectives, upgrade national economy to reach levels that are internationally distinctive, whereas its effects can reflect on citizens' living conditions and luxury.
- Mission:** Contributing in realizing sustainable economic development through efficient and effective management of Jordan's economic, commercial, regional, and multinational relations, in addition to developing and executing policies, legislations and programs aiming at reinforcing business and investment environment, which shall accordingly increase the economic attractiveness, and ensure the protection of rights and interests of consumers and the business sector.

### Tasks of the Ministry / Department:

- \_ Accept private and public, local and foreign institutions requests to hold commercial and industrial exhibitions in the Kingdom and regulate exhibitions of Jordanian products abroad.
- \_ Confine the establishment of private industrial cities with licensing from the Minister of Industry and Commerce according to the principles and conditions defined with a specific regulation.
- \_ Supervise, regulate, classify, improve the national industry and increase its competitiveness in the field of industry.
- \_ Supervise, regulate, and develop foreign and internal commerce and control markets to the interest of citizen and regulate the selling of basic materials, strategic stock materials, and establish warehouses and other facilities.
- \_ Prepare and follow up the implementation of bilateral and multilateral economic agreements and conduct studies.
- \_ Grant the Ministry of Industry and Commerce the power to prepare draft economic and commerce agreements and protocols related to the Ministry's work and investment.

### Ministry/Department Contribution to the National Objectives:

- \_ Enhance the government management to be financially stable, transparent and accountable.
- \_ Develop the national economy to be prosper and open to regional and international markets.
- \_ Enable the national economy to accomodate the growing flow of Jordanian labor.

### Major Issues and Challenges which face the Ministry / Department:

- \_ Lack of qualified human resources and jobs leakage.
- \_ Keep in pace with the updation and development of investment laws, regulations and legislations.
- \_ The limited information sources and the absence of necessary database to conduct investigations and studies related to program implementation within the strategic plan.

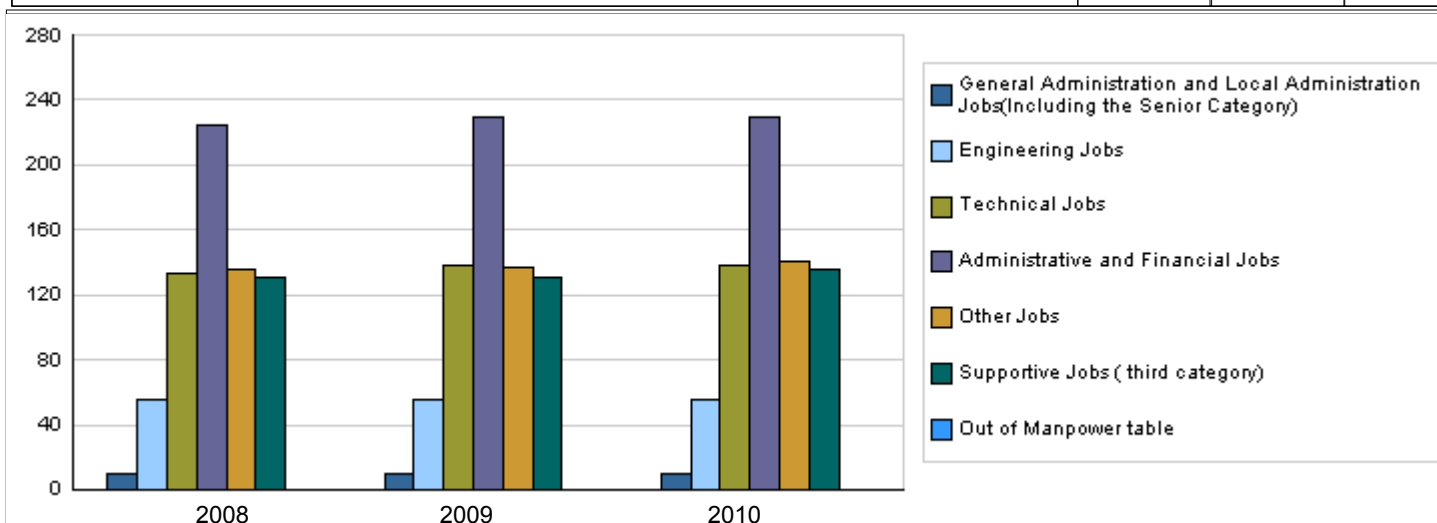
## Chapter : 1601 Ministry of Industry and Trade

### Strategic Objectives and Performance Indicators of the Ministry / Department

Strategic Objective	Performance Indicator	base year	Value	Actual Value	Target Value	Primary Self Evaluation	Target Value		
				2008	2009	2009	2010	2011	2012
1 - Maximizing the performance of both commercial and industrial sectors	1 Percentage of industrial sector contribution in the GDP (base prices).	2006	25,7%	28%	20%	21%	23%	25%	27%
2 - Contributing to the reinforcement of an environment that encourages economic and investment activities	1 Growth average of local employment in the industrial sector.	2005	7,2%	4.9%	5.5%	5.3%	5.5%	5.5%	5.5%
3 - Organizing and controlling domestic and foreign trade	1 Number of complaints regarding the availability and quality of basic commodities.	2006	300	310	240	330	180	150	120
4 - Preparing and activating legislations to protect the rights of consumers and business sector	1 Number of complaints of stakeholders who deal with the local market.	2006	420	375	350	350	300	250	200
5 - Making the Ministry's work more efficient and effective	1 Satisfaction degree of the Ministry's clients.	2006	85%	87%	88%	88%	89%	91%	92%

### Number of Staff of the Ministry / Department

Group	Job	Actual 2008	Primary 2009	Estimated 2010
General Administration and Local Administration J		10	10	10
Engineering Jobs		55	55	55
Technical Jobs		133	138	138
Administrative and Financial Jobs		225	230	230
Other Jobs		136	137	141
Supportive Jobs ( third category)		131	131	136
Total		690	701	710
Out of Manpower table	Out of manpower table	0	0	0
Overall Total		690	701	710
Number of male staff		460	463	471
Number of female staff		230	238	239



### Key Information of the Ministry / Department

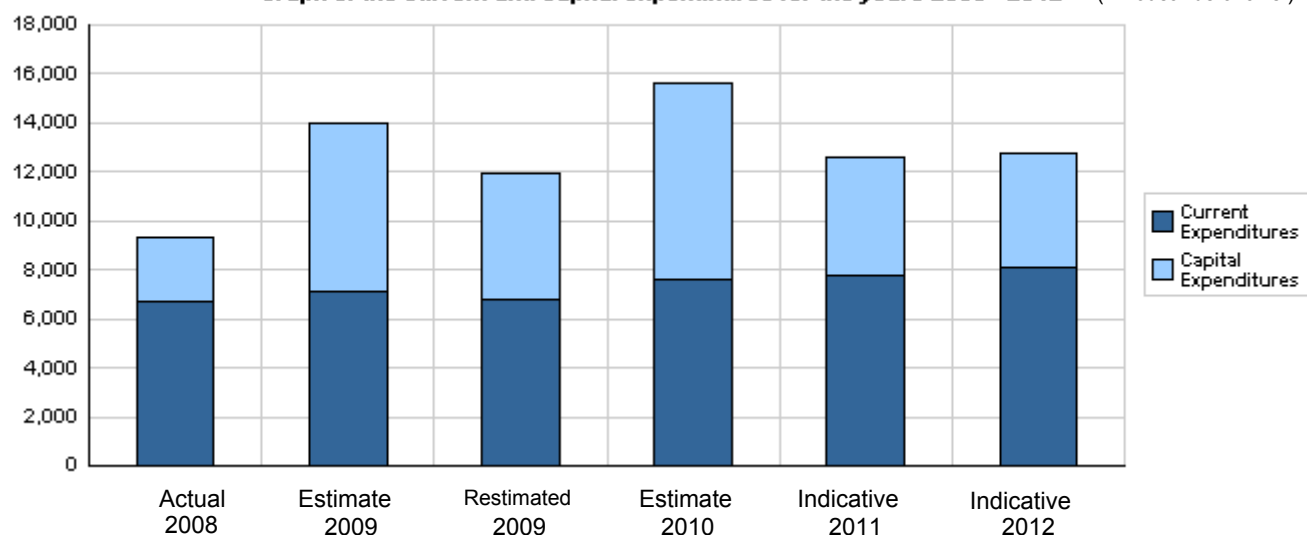
No.	Description
1	Issue procedures manual for certificate of origin issuance and circulate it on related authorities.
2	Complete the preparation of final draft of national strategy document of international trade.
3	Sign on free trade agreements among number of countries.
4	Commence the application of brand names registration services and individual institutions electronically.
5	Prepare the national industrial policy draft and discuss dimensions with related authorities.
6	Complete the Jordanian European Twinning Project of the Ministry of Industry.

**Overall Summary of Expenditures for Chapter 1601- Ministry of Industry and Trade**  
for the years 2008 - 2012

( JDs )

Description		Actual 2008	Estimate 2009	Re_Estimate 2009	Estimate 2010	Indicative 2011 2012	
<b>Group</b>	<b>Current Expenditures</b>						
2111	Salaries, Wages and allowances	2,945,227	3,469,000	3,451,660	3,915,000	4,172,300	4,394,000
2121	Social Security Contributions	148,002	300,000	292,340	300,000	318,300	331,800
2211	Use of Goods and Services	619,628	851,000	764,000	760,000	790,200	820,100
2631	Subsidy to public gov. units	3,005,000	2,440,000	2,242,000	2,603,000	2,490,000	2,512,000
2821	Other current expenses	17,550	44,000	43,000	34,000	39,200	42,100
<b>Total current expenditures</b>		<b>6,735,407</b>	<b>7,104,000</b>	<b>6,793,000</b>	<b>7,612,000</b>	<b>7,810,000</b>	<b>8,100,000</b>
<b>Capital Expenditures</b>							
2111	Salaries, Wages and allowances	25,000	25,000	25,000	25,000	30,000	30,000
2211	Use of Goods and Services	1,499,696	1,808,000	737,000	1,085,000	1,135,000	1,155,000
2632	Subsidy to other public gov. units/capital	950,000	3,910,000	3,783,000	6,800,000	3,500,000	3,400,000
2822	Other Capital expenditures	15,000	67,000	17,000	25,000	25,000	25,000
3111	Buildings and Constructions	0	600,000	100,000	0	0	0
3112	Machinery and Equipment	127,092	450,000	450,000	93,000	60,000	40,000
3113	Other Fixed Assets	0	0	0	0	0	0
<b>Total capital expenditures</b>		<b>2,616,788</b>	<b>6,860,000</b>	<b>5,112,000</b>	<b>8,028,000</b>	<b>4,750,000</b>	<b>4,650,000</b>
<b>Treasury</b>		<b>2,616,788</b>	<b>6,860,000</b>	<b>5,112,000</b>	<b>8,028,000</b>	<b>4,750,000</b>	<b>4,650,000</b>
<b>Total current and capital expenditures</b>		<b>9,352,195</b>	<b>13,964,000</b>	<b>11,905,000</b>	<b>15,640,000</b>	<b>12,560,000</b>	<b>12,750,000</b>

**Graph of the current and capital expenditures for the years 2008 - 2012** ( Thousands of JDs )

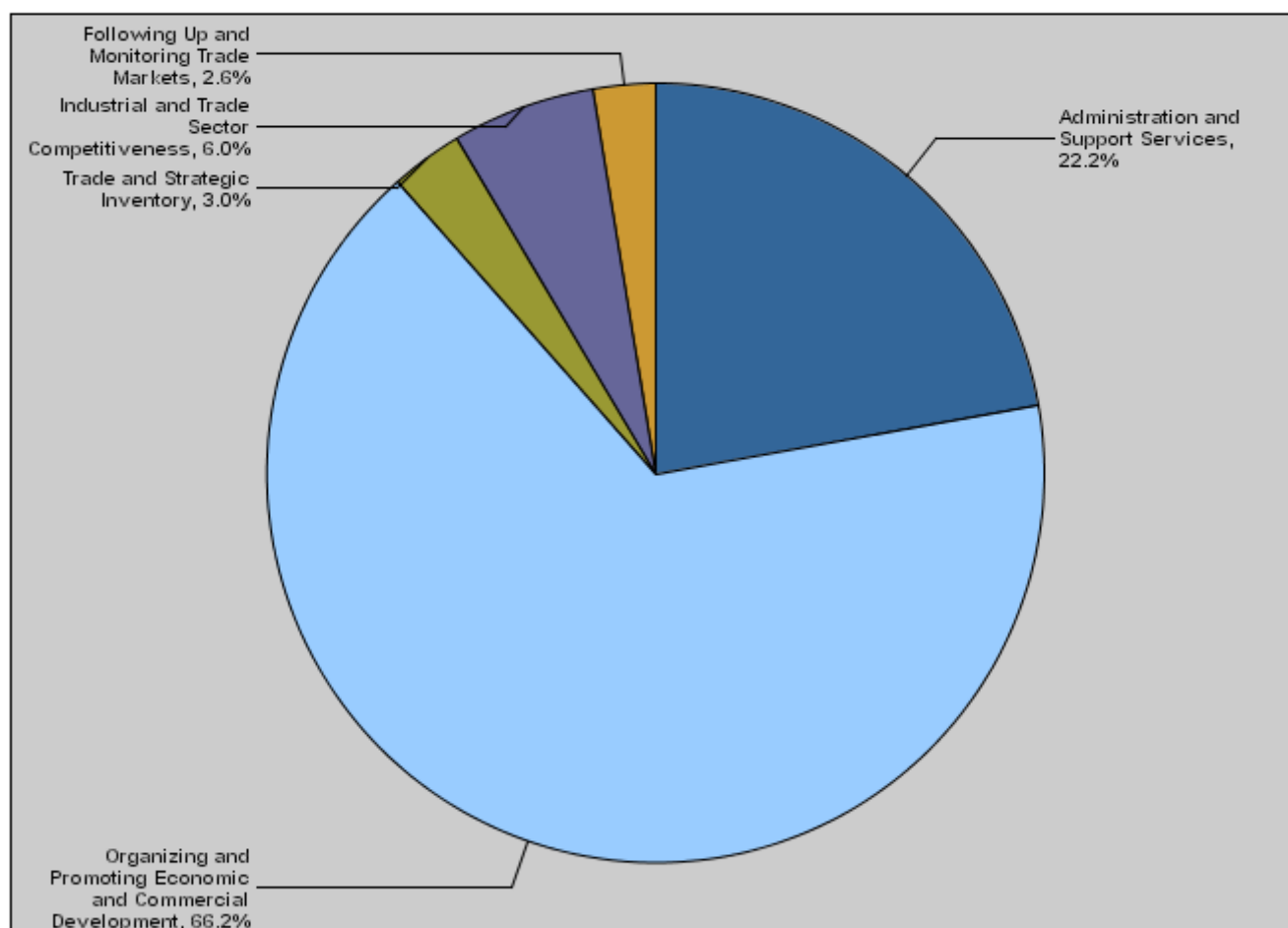


Budget of Chapter 1601 - Ministry of Industry and Trade  
For the Year 2010 Distributed According to Program

(In JD's )

Prog.	Description	Current Expenditures	Capital Expenditures	Total Expenditures
2801	Administration and Support Services	2,918,100	558,000	3,476,100
2805	Organizing and Promoting Economic and Commercial Development	3,132,500	7,225,000	10,357,500
2810	Trade and Strategic Inventory	421,900	50,000	471,900
2815	Industrial and Trade Sector Competitiveness	786,000	145,000	931,000
2820	Following Up and Monitoring Trade Markets	353,500	50,000	403,500
Total		7,612,000	8,028,000	15,640,000

**Total Expenditures for the year 2010 Distributed According to Program**



Budget Chapter 1601 - Ministry of Industry and Trade Distributed According to the Program

2801	Administration and Support Services Program								
<u>Objective of the program :</u>									
Improve the administrative capacities, update the special regulations and instructions to develop the work of remaining programs and the executive and strategic programs for all the Ministry's directorates and departments to ensure the effective and distinguished implementation to achieve the related objectives and assist in implementing their tasks.									
<u>The strategic objective related to the program :</u>									
Make the Ministry's work more efficient and effective.									
<u>Directorates associated with the program :</u>									
1- Financial directorate.									
2- Internal control directorate.									
3- Computer directorate.									
4- Administration directorate.									
5- Human resources development directorate.									
6- Knowledge directorate.									
<u>Services provided by the program :</u>									
Providing the financial and administrative support for all the programs, projects and activities of the Ministry.									
<u>Staff working in the program :</u>									
The program is implemented through a functional staff in 2009 estimated with ( 300 ) staff, including ( 217 ) males and ( 83 ) females .									
Performance Measurement Indicators for program									
Performance Measurement Indicator		Base Year	Value	Actual value	Target Value	First Self Evaluation	Target		
				2008	2009	2009	2010	2011	2012
1	Number of simplified procedures for service recipients.	2006	7	7	7	7	7	7	7
Appropriations OF Administration and Support Services Program as Per Activities and Projects. ( In JDs									
Activities and Projects		Actual 2008	Estimate 2009	Re_Estimate 2009	Estimate 2010	Indicative 2011 2012			
Current Expenditures		5,623,720	2,869,000	2,769,700	2,918,100	3,076,300	3,236,000		
2111	Salaries, Wages and allowances	1,833,540	1,818,690	1,810,685	1,960,100	2,077,400	2,198,900		
2121	Social Security Contributions	148,002	184,310	181,015	185,000	194,400	201,600		
2211	Use of Goods and Services	619,628	851,000	764,000	760,000	790,200	820,100		
2631	Subsidy to public gov. units	3,005,000	0	0	0	0	0		
2821	Other current expenses	17,550	15,000	14,000	13,000	14,300	15,400		
Capital Expenditures		1,355,379	1,013,000	513,000	558,000	455,000	400,000		
001	Administration Project	1,254,818	425,000	425,000	508,000	405,000	350,000		
002	E-government Project	100,561	88,000	88,000	50,000	50,000	50,000		
003	Building of Irbid's industry directorate	0	500,000	0	0	0	0		
Program / Treasury		1,355,379	1,013,000	513,000	558,000	455,000	400,000		
Total Program		6,979,099	3,882,000	3,282,700	3,476,100	3,531,300	3,636,000		

Budget Chapter 1601 - Ministry of Industry and Trade Distributed According to the Program

2805

Organizing and Promoting Economic and Commercial Development Program

Objective of the program :

Work on developing the industry and trade and increase the efficiency of local industry to be capable of competing global products.

The strategic objective related to the program :

Contribute to enhance a stimulating environment for the economic and investment activity.

Directorates associated with the program :

1- External directorates ( governorates).

2- Trade and stock directorate.

3- Maintenance directorate.

4- Policies directorate.

Services provided by the program :

- Contribute to improving the level of citizen's living.

- Contribute to improving the quality of national industry and improve the level of public safety in factories.

- Contribute to opening new markets through signed commercial protocols and agreements.

Staff working in the program :

The program is implemented through a functional staff in 2009 estimated with ( 133 ) staff, including ( 102 ) males and ( 31 ) females .

Performance Measurement Indicators for program

Performance Measurement Indicator		Base Year	Value	Actual value	Target Value	First Self Evaluation	Target		
				2008	2009	2009	2010	2011	2012
1	Number of production inputs exempted from tax custom (annually).	2006	145	150	50	110	50	20	10
2	Number of factories included in the industrial awareness and control programs.	2006	170	300	500	300	1000	1110	1130

Appropriations OF Organizing and Promoting Economic and Commercial Development Program as Per Activities and Projects (In JDs )

Activities and Projects		Actual 2008	Estimate 2009	Re_Estimate 2009	Estimate 2010	Indicative	
						2011	2012
Current Expenditures		500,450	2,920,365	2,720,600	3,132,500	3,049,500	3,092,600
2111	Salaries, Wages and allowances	500,450	441,040	439,275	490,500	518,100	537,600
2121	Social Security Contributions	0	32,325	32,325	34,000	35,600	37,100
2631	Subsidy to public gov. units	0	2,440,000	2,242,000	2,603,000	2,490,000	2,512,000
2821	Other current expenses	0	7,000	7,000	5,000	5,800	5,900
Capital Expenditures		1,099,803	5,072,000	3,950,000	7,225,000	4,065,000	4,030,000
001	Organizing and Promoting Economic	25,000	62,000	62,000	25,000	30,000	30,000
002	Free Trade Agreement with U.S.A	1,074,803	0	0	0	0	0
003	Opening economic consultancy office	0	100,000	0	0	0	0
004	Supporting the projects of Jordan In	0	2,360,000	2,233,000	1,800,000	1,600,000	1,500,000
005	Supporting the projects of Jordanian	0	1,550,000	1,550,000	5,000,000	1,900,000	1,900,000
006	National Strategy for E-Commerce	0	1,000,000	105,000	400,000	535,000	600,000
Program / Treasury		1,099,803	5,072,000	3,950,000	7,225,000	4,065,000	4,030,000
Total Program		1,600,253	7,992,365	6,670,600	10,357,500	7,114,500	7,122,600

Budget Chapter 1601 - Ministry of Industry and Trade Distributed According to the Program

2810	Trade and Strategic Inventory Program									
<u>Objective of the program :</u>										
Enhance the role of local and foreign trade in the GDP and provide the basic goods with suitable quality and at reasonable prices as well as to preserve the livestock through increasing the number of fodder centers to serve ranchers easily.										
<u>The strategic objective related to the program :</u>										
Regulate and control the internal and external trade.										
<u>Directorates associated with the program :</u>										
1- External directorates.										
2- Commercial register directorate.										
3- Legal affairs directorate.										
<u>Services provided by the program :</u>										
- Provide basic goods to the citizen at reasonable quality and price.										
<u>Staff working in the program :</u>										
The program is implemented through a functional staff in 2009 estimated with ( 89 ) staff, including ( 34 ) males and ( 55 ) females .										
Performance Measurement Indicators for program										
Performance Measurement Indicator			Base Year	Value	Actual value	Target Value	First Self Evaluation	Target		
					2008	2009	2009	2010	2011	2012
1	Number of commercial records that their status is corrected (annually).		2006	8000	21800	22000	21000	21500	22000	22500
Appropriations OF Trade and Strategic Inventory Program as Per Activities and Projects. ( In JDs										
Activities and Projects		Actual 2008	Estimate 2009	Re_Estimate 2009	Estimate 2010	Indicative				
						2011	2012			
Current Expenditures		189,570	343,795	340,100	421,900	443,900	461,800			
2111	Salaries, Wages and allowances	189,570	313,980	312,100	392,900	413,300	429,900			
2121	Social Security Contributions	0	23,815	22,000	25,000	26,000	27,100			
2821	Other current expenses	0	6,000	6,000	4,000	4,600	4,800			
Capital Expenditures		8,873	150,000	150,000	50,000	50,000	50,000			
001	Establishing Fodder Centers in the G	0	100,000	100,000	0	0	0			
002	Trade Registrations	8,873	50,000	50,000	50,000	50,000	50,000			
Program / Treasury		8,873	150,000	150,000	50,000	50,000	50,000			
Total Program		198,443	493,795	490,100	471,900	493,900	511,800			

2815	Industrial and Trade Sector Competitiveness Program
------	---

Objective of the program :

Develop a policy for competition which enforces market mechanisms through upgrading the capacities of concerned authorities by applying competition law and awareness of its provisions, find a reliable database in conducting studies related to competition in markets, and set competition in some economic sectors.

The strategic objective related to the program :

Maximize the performance of commercial and industrial sectors.

Directorates associated with the program :

- 1- Competitiveness.
- 2- National Production Protection.
- 3- Property protection.

Services provided by the program :

- Enhance competitiveness and local capacities.
- Contribute to improving the investment environment.

Staff working in the program :

The program is implemented through a functional staff in 2009 estimated with ( 116 ) staff, including ( 56 ) males and ( 60 ) females .

## Performance Measurement Indicators for program

Performance Measurement Indicator		Base Year	Value	Actual value	Target Value	First Self Evaluation	Target		
				2008	2009	2009	2010	2011	2012
1	Average of national exports growth.	2006	12,9%	9.5%	10%	9.5%	10.5%	10%	10%
2	The average growth of imports.	2006	9%	9%	11%	9.5%	10%	10.5%	11%

## Appropriations OF Industrial and Trade Sector Competitiveness Program as Per Activities and Projects. ( In JDs )

Activities and Projects		Actual	Estimate	Re_Estimate	Estimate	Indicative	
		2008	2009	2009	2010	2011	2012
Current Expenditures		232,786	655,635	650,800	786,000	854,400	897,800
2111	Salaries, Wages and allowances	232,786	605,935	601,800	744,000	807,700	848,300
2121	Social Security Contributions	0	39,700	39,000	35,000	38,300	40,000
2821	Other current expenses	0	10,000	10,000	7,000	8,400	9,500
Capital Expenditures		125,050	165,000	99,000	145,000	130,000	120,000
001	Spreading Competition Culture	125,050	145,000	94,000	145,000	130,000	120,000
002	Establishing an Independent Commi	0	20,000	5,000	0	0	0
Program / Treasury		125,050	165,000	99,000	145,000	130,000	120,000
Total Program		357,836	820,635	749,800	931,000	984,400	1,017,800



2820	Following Up and Monitoring Trade Markets Program										
<u>Objective of the program :</u>											
Ensure the quality of goods and their availability in markets at reasonable prices and to prevent the manipulation of traders with customer's food and thereby preserving the rights of traders and owners of food factories through the effective control on markets and activation of customer protection society.											
<u>The strategic objective related to the program :</u>											
Develop and activate legislations to protect the rights of consumers and business sector.											
<u>Directorates associated with the program :</u>											
1- Foreign directorates.											
2- Markets control directorate.											
3-Industrial development directorate.											
<u>Services provided by the program :</u>											
- Improve the level of services provided to citizens.											
<u>Staff working in the program :</u>											
The program is implemented through a functional staff in 2009 estimated with ( 63 ) staff, including ( 54 ) males and ( 9 ) females .											
Performance Measurement Indicators for program											
Performance Measurement Indicator				Base Year	Value	Actual value	Target Value	First Self Evaluation	Target		
						2008	2009	2009	2010	2011	2012
1	Number of trading violations issued.			2006	4103	3850	3800	3800	3600	3400	3200
Appropriations OF Following Up and Monitoring Trade Markets Program as Per Activities and Projects. ( In JDs											
Activities and Projects		Actual 2008	Estimate 2009	Re_Estimate 2009	Estimate 2010	Indicative 2011 2012					
Current Expenditures		188,881	315,205	311,800	353,500	385,900		411,800			
2111	Salaries, Wages and allowances	188,881	289,355	287,800	327,500	355,800		379,300			
2121	Social Security Contributions	0	19,850	18,000	21,000	24,000		26,000			
2821	Other current expenses	0	6,000	6,000	5,000	6,100		6,500			
Capital Expenditures		27,683	460,000	400,000	50,000	50,000		50,000			
001	Following Up and Monitoring Trade	27,683	360,000	360,000	50,000	50,000		50,000			
002	Establishing the National Ownership	0	100,000	40,000	0	0		0			
Program / Treasury		27,683	460,000	400,000	50,000	50,000		50,000			
Total Program		216,564	775,205	711,800	403,500	435,900		461,800			