

Chapter : 1702 Ministry of Planning/Department Of Statistics

- Creation:** The General Statistics Department was established as per public statistics law no.(24) for 1950 and its amendments, and it assumes the provision of statistical data and information on all aspects (economic, social and demographic) and analyzes and spread this information and and raise its results to decision makers and policies makers in different official departments and institutions. Currently, the department exercises its activities as per temporary General Statistics Department Law no.(8) for 2003.
- Vision :** An efficient and effective national statistical system.
- Mission:** Developing the Jordanian statistical system to produce data that meet all diverse and changing needs as per the best practices and make it available for decision makers on suitable time and place in a transparent manner as per suitable schedules.

Tasks of the Ministry / Department:

- _ Conclude contracts and hold agreements with local and international entities.
- _ Accept donations and grants subject to approval by the cabinet if from non-jordanian source.
- _ Conduct any specialized survey for any entity that requests that against an allowance defined by the director general.
- _ Coordinate and regulate statistics through participation with the different government departments to develop administrative records in line with international methods and standards to ensure suitable timing and to meet the requirements of data users efficiently and effectively.
- _ Conduct censuses and surveys in the fields of inhabitants, housings, agriculture, industry and facilities and others.
- _ Supervise statistical training centers and prepare the necessary training plans and programs for this end and prepare special regulations.
- _ Participate in international cooperation in the field of statistics and expertise exchange and Arab and international scientific institutions working in the field of statistics according to international requirements and standards.
- _ Encourage the related entities to use statistics in decision making.

Ministry/Department Contribution to the National Objectives:

- _ Supervise economic, social and population policies and provide the needed data and indicators.
- _ Follow up changes in different developmental indicators and provide decision makers with them.
- _ Provide the statistical data of social, economic, population and agricultural plans and policies and others.

Major Issues and Challenges which face the Ministry / Department:

- _ Insufficient specialized financial resources of the department.
- _ Weak statistical awareness of the public.
- _ Weak coordination among official entities which produce statistical data.
- _ Statistical expertise leakage due to the weakness of financial appropriations and competition with foreign and internal entities.

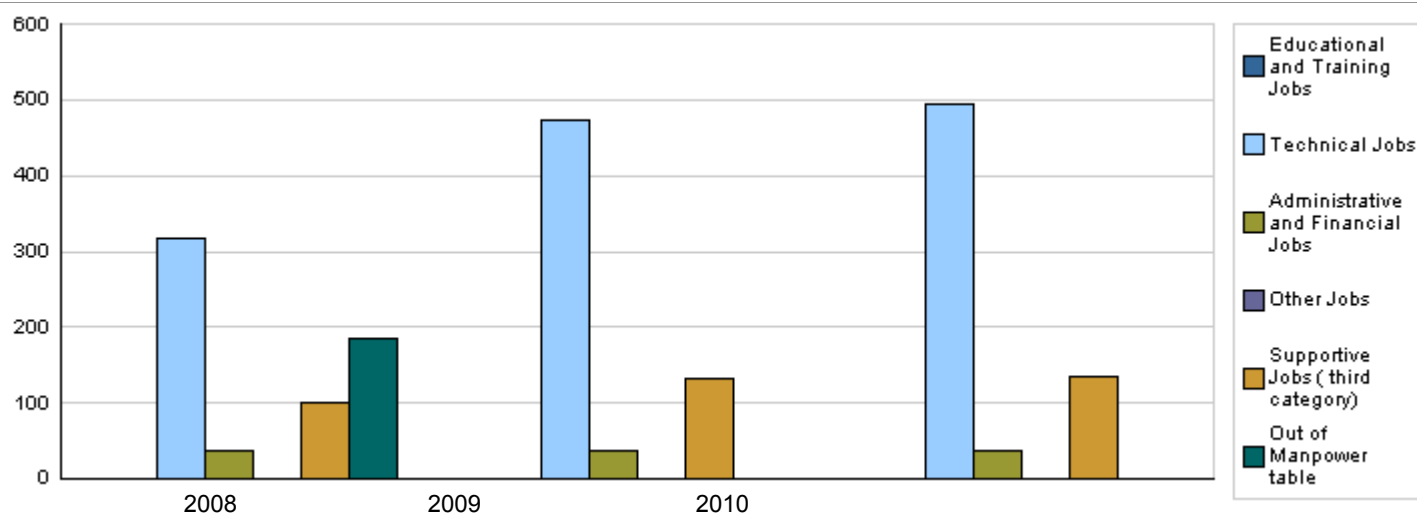
Chapter : 1702 Ministry of Planning/Department Of Statistics

Strategic Objectives and Performance Indicators of the Ministry / Department

Strategic Objective	Performance Indicator	base year	Value	Actual Value	Target Value	Primary Self Evaluation	Target Value		
				2008	2009		2010	2011	2012
1 - Providing comprehensive statistical data of high quality	1 Percentage of surveys representation on Governorate level.	2007	78%	77%	92%	92%	100%	100%	100%

Number of Staff of the Ministry / Department

Group	Job	Actual 2008	Primary 2009	Estimated 2010
Educational and Training Jobs	Teaching and training jobs	1	1	1
Technical Jobs	Technical jobs(researcher)	317	474	495
Administrative and Financial Jobs	Administrative and financial jobs	37	37	37
Other Jobs	Other jobs	1	1	1
Supportive Jobs (third category)	Supportive jobs (messenger, driver,...	100	133	134
Total		456	646	668
Out of Manpower table	Out of manpower table	184	0	0
Overall Total		640	646	668
Number of male staff		389	393	415
Number of female staff		251	253	253



Key Information of the Ministry / Department

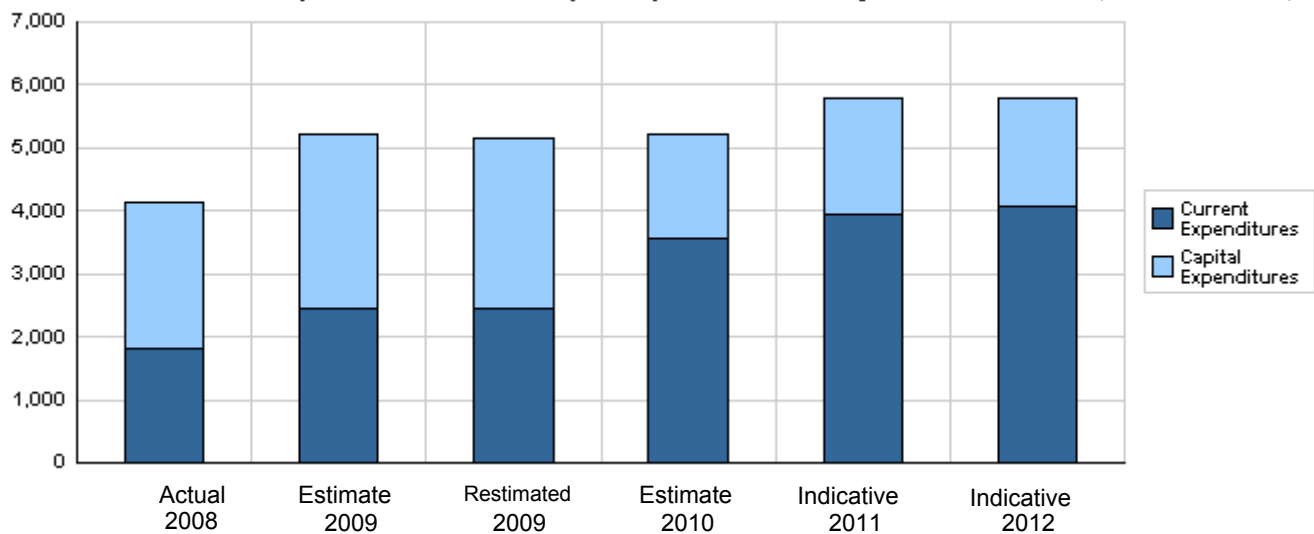
No.	Description	2006	2007	2008	2009	2010
1	Economic statistics surveys.	0	17	18	19	19
2	Agricultural statistics surveys.	0	7	8	7	8
3	Demographic statistics surveys.	0	11	27	22	24
4	Different general statistics.	0	4	4	6	4

**Overall Summary of Expenditures for Chapter 1702- Ministry of Planning/Department Of
Statistics
for the years 2008 - 2012**

(JDs)

Description		Actual 2008	Estimate 2009	Re_Estimate 2009	Estimate 2010	Indicative 2011 2012	
Group	Current Expenditures						
2111	Salaries, Wages and allowances	1,541,595	2,125,000	2,125,000	3,050,000	3,342,000	3,460,000
2121	Social Security Contributions	79,875	100,000	100,000	250,000	274,000	283,000
2211	Use of Goods and Services	187,521	229,000	229,000	270,000	320,000	333,000
2821	Other current expenses	4,940	5,000	5,000	5,000	7,000	8,000
Total current expenditures		1,813,931	2,459,000	2,459,000	3,575,000	3,943,000	4,084,000
Capital Expenditures							
2111	Salaries, Wages and allowances	1,165,585	1,328,500	1,319,500	884,000	987,000	910,000
2121	Social Security Contributions	48,909	71,000	66,000	22,000	24,000	23,000
2211	Use of Goods and Services	814,877	1,147,100	1,122,500	639,000	732,000	662,000
2632	Subsidy to other public gov. units/capital	70,000	70,000	70,000	70,000	70,000	70,000
3111	Buildings and Constructions	22,153	0	0	0	0	0
3112	Machinery and Equipment	152,036	15,000	10,000	5,000	5,000	5,000
3113	Other Fixed Assets	27,878	30,000	25,000	0	11,000	10,000
3122	Inventories	14,518	98,000	94,000	20,000	21,000	20,000
Total capital expenditures		2,315,956	2,759,600	2,707,000	1,640,000	1,850,000	1,700,000
Treasury		2,315,956	2,759,600	2,707,000	1,640,000	1,850,000	1,700,000
Total current and capital expenditures		4,129,887	5,218,600	5,166,000	5,215,000	5,793,000	5,784,000

Graph of the current and capital expenditures for the years 2008 - 2012 (Thousands of JDs)

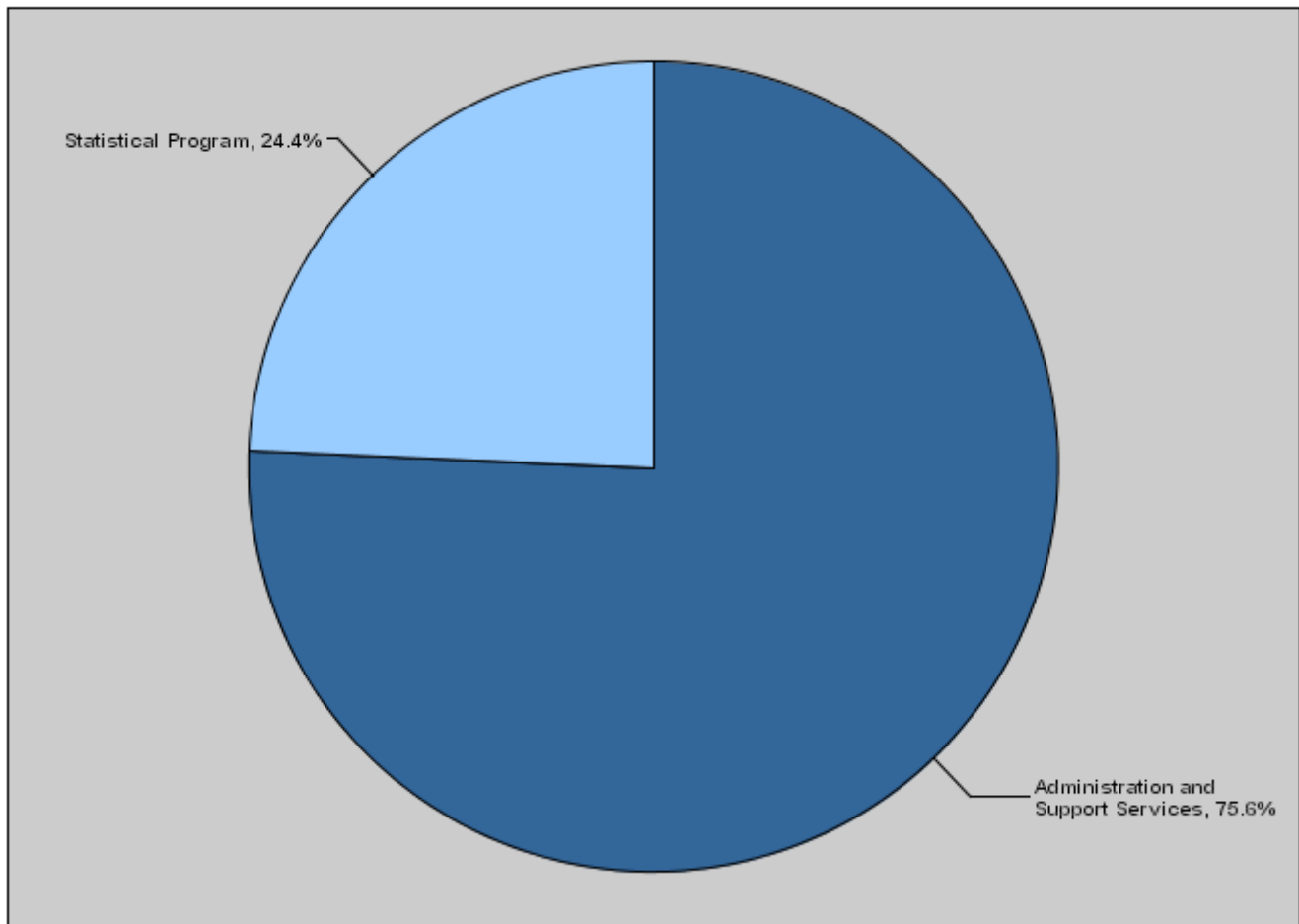


Budget of Chapter 1702 - Ministry of Planning/Department Of Statistics
For the Year 2010 Distributed According to Program

(In JD's)

Prog.	Description	Current Expenditures	Capital Expenditures	Total Expenditures
3101	Administration and Support Services	3,575,000	370,000	3,945,000
3105	Statistical Program	0	1,270,000	1,270,000
Total		3,575,000	1,640,000	5,215,000

Total Expenditures for the year 2010 Distributed According to Program



3101	Administration and Support Services Program										
<u>Objective of the program :</u>											
Support the statistical program in the necessary aspects which include the financial management of appropriations allocated for the statistical program in all its components whereas it follows up the items of projects' budgets listed in the statistical program, ensures no deficit in any of the items to facilitate the work in the different projects. Also, the administration programs includes employees and workers affairs, the requirements of the statistical program in all its projects of temporary employees to collect and prepare the statistical data in the different statistical activities. Also, this program performs several tasks that serve the statistical program such as the vehicles and logistic affairs as offices, transport and etc.											
<u>The strategic objective related to the program :</u>											
Provide high quality and comprehensive statistical data.											
<u>Directorates associated with the program :</u>											
<ul style="list-style-type: none">- Financial and administrative directorate.- Public relations directorate.- Human resources development directorate.											
<u>Services provided by the program :</u>											
Following up the budget items of projects listed in the statistical program.											
<u>Staff working in the program :</u>											
The program is implemented through a functional staff in 2009 estimated with (646) staff, including (393) males and (253) females .											
Performance Measurement Indicators for program											
Performance Measurement Indicator				Base Year	Value	Actual value	Target Value	First Self Evaluation	Target		
						2008	2009	2009	2010	2011	2012
1	Percentage of qualified employees.			2006	75%	75	88%	88%	90%	92%	93%
Appropriations OF Administration and Support Services Program as Per Activities and Projects. (In JDs											
Activities and Projects		Actual	Estimate	Re_Estimate	Estimate	Indicative					
		2008	2009	2009	2010	2011		2012			
Current Expenditures		1,813,931	2,459,000	2,459,000	3,575,000	3,943,000		4,084,000			
2111	Salaries, Wages and allowances	1,541,595	2,125,000	2,125,000	3,050,000	3,342,000		3,460,000			
2121	Social Security Contributions	79,875	100,000	100,000	250,000	274,000		283,000			
2211	Use of Goods and Services	187,521	229,000	229,000	270,000	320,000		333,000			
2821	Other current expenses	4,940	5,000	5,000	5,000	7,000		8,000			
Capital Expenditures		679,377	701,500	691,500	370,000	423,000		391,000			
001	Administration Project	679,377	701,500	691,500	370,000	423,000		391,000			
Program / Treasury		679,377	701,500	691,500	370,000	423,000		391,000			
Total Program		2,493,308	3,160,500	3,150,500	3,945,000	4,366,000		4,475,000			

3105

Statistical Program Program

Objective of the program :

Collect several data covering all population, demographic, social, economic and agricultural aspects and other community aspects.

The strategic objective related to the program :

Provide high quality comprehensive statistical data.

Directorates associated with the program :

1- Economic surveyes.
2- Household surveyes.
3- Agricultural surveyes.
4- IT.

Services provided by the program :

Providing a number of statistical activities such as (labor, poverty, unemployment, trade and investment, agricultural surveys, economic statistics and surveys, household energy).

Staff working in the program :

This program is implemented through the department's staff.

Performance Measurement Indicators for program

Performance Measurement Indicator		Base Year	Value	Actual value	Target Value	First Self Evaluation	Target		
				2008	2009	2009	2010	2011	2012
1	Number of statistical bulletins.	2006	3800	5000	20000	20000	25000	30000	35000
2	Number of data users.	2006	100000	120000	135000	135000	140000	145000	150000

Appropriations OF Statistical Program Program as Per Activities and Projects. (In JDs

Activities and Projects		Actual 2008	Estimate 2009	Re_Estimate 2009	Estimate 2010	Indicative 2011 2012	
Current Expenditures		0	0	0	0	0	0
Capital Expenditures		1,636,579	2,058,100	2,015,500	1,270,000	1,427,000	1,309,000
001	Study of employment, unemployem	317,157	403,500	401,500	230,000	258,000	236,000
002	Studying Public and Family Health P	70,926	0	0	0	0	0
003	Trade and Investment System Projec	45,376	144,000	144,000	54,000	64,000	56,000
004	Study of Foreign Investment Projec	32,204	0	0	0	0	0
005	Study of Agriculture and Environmen	454,757	584,000	570,000	365,000	406,000	375,000
006	Study of Economical Surveys	555,044	618,000	592,000	481,000	540,000	495,000
008	Economical Statistics	161,115	179,600	179,000	140,000	159,000	147,000
009	Supporting the survey of household	0	129,000	129,000	0	0	0
Program / Treasury		1,636,579	2,058,100	2,015,500	1,270,000	1,427,000	1,309,000
Total Program		1,636,579	2,058,100	2,015,500	1,270,000	1,427,000	1,309,000