

## Chapter : 1201 Supreme Judge Department

- Creation:** The Supreme Judge Department was established in 1921 and thereto affiliated Sharia' courts in different governorates and districts in the Kingdom and it works as per " Supreme Judge Department administration bylaw " no. 18 for the year 1993 issued as per Article 120 of the Constitution
- Vision :** Coherent family away from conflicts excercises each individual and commit to his duties as per the provisions of tolerant Islamic Sharia'
- Mission:** Developing the performance of religious courts in order to strengthen their independence and freedom in decision-making with efficiency and integrity, consistent with their role, privacy, reinforcing justice and realizing social security.

### Tasks of the Ministry / Department:

- Family reform and guidance.
- Settle conflicts in personal cases, endowments and blood money.
- Document rights and register arguments.
- Release, control and divide inheritances among heirs.
- Marriages, divorces and dowries.
- Exclusion from inheritance, give permission for custodian and guardian and punish them.
- Gift, blood money and inheritance requests.
- Interdiction and lift an interdiction, prove maturity.
- Implement provisions issued by Sharia courts.

### Ministry/Department Contribution to the Achievement of the National Objectives:

- Enhance social security.
- Participate in achieving fairness.
- Contribute to establishing national database through comprehensive electronic linkage with state's bodies and e-government.
- Contribute in developing local society, provide good governance services and enhance country's facilities.

### Major Issues and Challenges which face the Ministry / Department:

- Inadequate leased premises for the function of civil courts.
- The limited specialists in legislations preparation and drafting.
- Weakness of communication channels among entities that assume the preparation and drawing of legislations and entities that assume their discussion, approval and targeted entities.
- Insufficient numbers of qualified employees in comparison with the volume of work.
- Renting premises due to the lack of land earmarked for building civil justice palaces.

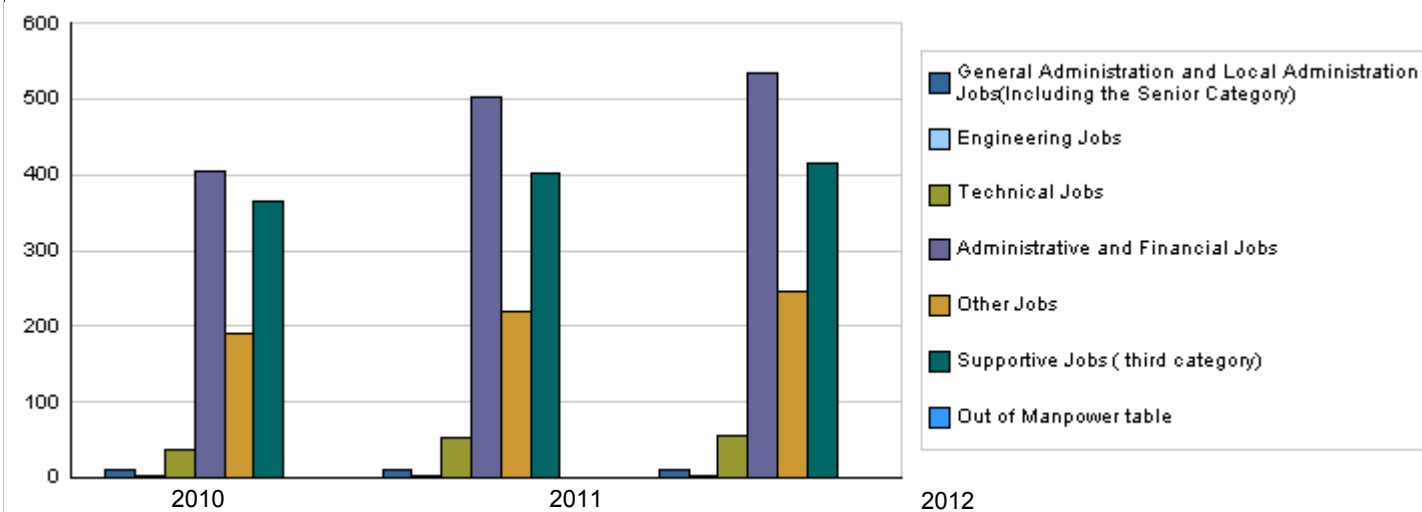
## CHAPTER : 1201 Supreme Judge Department

### Strategic Objectives and Performance Indicators of the Ministry / Department

Strategic Objective	Performance Indicator	base year	Value	Actual Value	Target Value	Primary Self Evaluation	Target Value		
				2010	2011		2011	2012	2013
1 - Upgrading the institutional capacity of Supreme Judge Department.	1 Percentage of achieved legislations to the total required to be achieved.	2006	%15	%45	%70	%60	%75	%80	%85
	2 Percentage of the executed computerized procedures.	2006	%20	%75	%65	%55	%65	%70	%75
2 - Upgrading the efficiency of the Sharia' Legal Instrument.	1 Satisfaction degree of the Shar'ia courts clients.	2006	%60	%80	%70	50%	%80	%85	%90
	2 Percentage of inheritances cases to the total of distributed inheritances.	2006	-	%25	%25	%20	%35	%45	%50

### Number of Staff of the Ministry / Department

Group	Job	Actual 2010			Primary 2011			Estimated 2012		
		Male	Female	Total	Male	Female	Total	Male	Female	Total
General Administration and Local Admini	Chief justice	1	0	1	1	0	1	1	0	1
	Sharia Manager	1	0	1	1	0	1	1	0	1
	President of Appeal	4	0	4	4	0	4	4	0	4
	Deputy president of Appeal	4	0	4	4	0	4	4	0	4
Engineering Jobs	Engineering jobs	2	0	2	3	0	3	3	0	3
Technical Jobs	Technical jobs	36	0	36	53	0	53	56	0	56
Administrative and Financial Jobs	Administrative and financial jo	405	0	405	502	0	502	534	0	534
Other Jobs	Judges	168	0	168	179	0	179	207	0	207
	notary, inspector	23	0	23	40	0	40	40	0	40
Supportive Jobs ( third category)	Supportive jobs(third category)	366	0	366	401	0	401	416	0	416
<b>Total</b>		<b>1010</b>	<b>0</b>	<b>1010</b>	<b>1188</b>	<b>0</b>	<b>1188</b>	<b>1266</b>	<b>0</b>	<b>1266</b>
Out of Manpower table	Out of manpower table	0	0	0	0	0	0	0	0	0
<b>Grand Total</b>		<b>1010</b>	<b>0</b>	<b>1010</b>	<b>1188</b>	<b>0</b>	<b>1188</b>	<b>1266</b>	<b>0</b>	<b>1266</b>
<b>Total Cost of Salaries</b>		<b>7127000</b>	<b>0</b>	<b>7127000</b>	<b>7795000</b>	<b>0</b>	<b>7795000</b>	<b>8088000</b>	<b>0</b>	<b>8088000</b>



### Key Information of the Ministry / Department

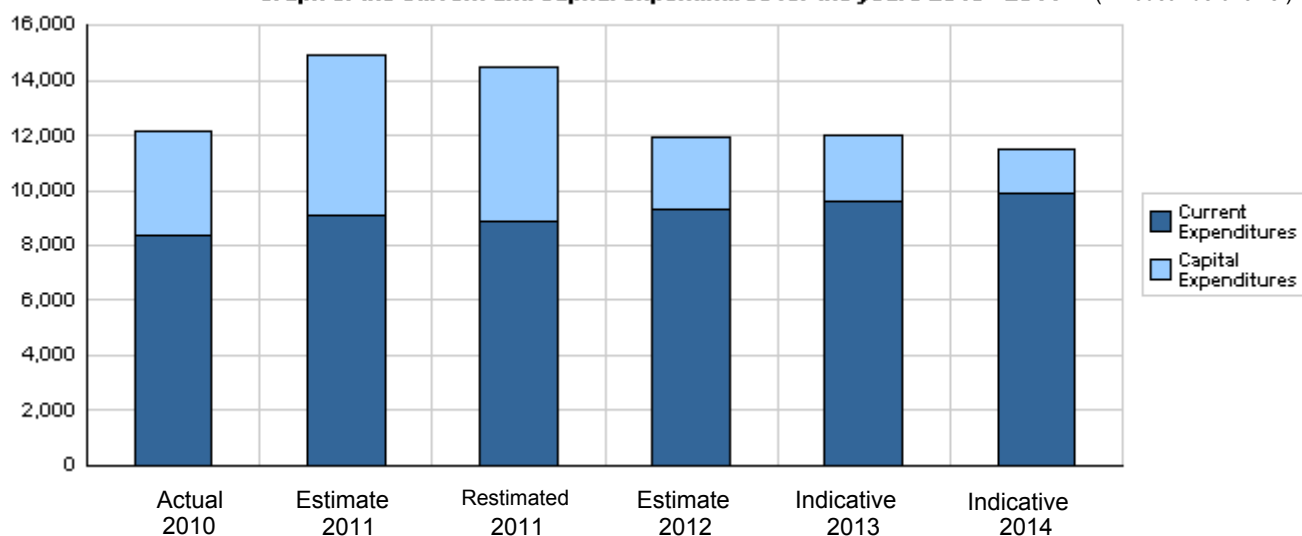
No.	Description	base year	Value	Primary 2011	Estimated 2012												
					Irbid	Mafraq	Jarsh	Ajloun	Amman	Balqa'	Zaraq'	Madaba	Karak	Ma'an	Tafila	Aqaba	Total
1	Number of considered cases.	2007	50151	66190	14458	3030	1940	1540	27494	3329	11040	1336	2181	1083	669	906	69006
2	Number of executive settled cases	2007	1992	13529	10737	1684	1024	1128	10983	1917	5983	728	1445	312	686	436	37063
3	Number of marriage contracts	2007	65027	66129	11728	2902	1905	1431	23281	4114	9569	1770	2237	1161	730	942	61770
4	Number of divorce cases.	2007	13530	15859	2450	632	400	235	6713	957	2814	439	355	276	119	317	15707
5	Number of considered Khul' cases	2007	1635	1635	77	23	19	7	906	70	127	13	23	20	4	42	1331
6	Number of training activities	2007	17	35	12	0	0	0	30	0	0	0	9	0	0	0	51
7	Number of sharia' courts.	2007	60	68	13	4	1	2	16	7	6	2	5	7	3	2	68
8	Number of employees	2007	653	1009	145	52	23	28	438	87	107	31	47	45	36	20	1059
9	Number of judges	2007	142	179	41	7	4	4	85	12	23	4	11	9	4	3	207
10	The department's revenues	2007	6051	6929	929	195	131	86	3975	290	898	122	164	82	56	93	7021
11	Number of rehabilitation and family	2009	0	6	1	0	0	0	2	1	1	0	1	0	0	0	6

**Overall Summary of Expenditures for Chapter 1201- Supreme Judge Department**  
for the years 2010 - 2014

( In JDs )

Description		Actual 2010	Estimate 2011	Re_Estimate 2011	Estimate 2012	Indicative	
						2013	2014
<b>Group</b>	<b>Current Expenditures</b>						
2111	Salaries, Wages and allowances	6,867,000	7,699,116	7,476,000	7,740,000	7,973,000	8,213,000
2121	Social Security Contributions	260,000	334,884	319,000	348,000	358,000	369,000
2211	Use of Goods and Services	1,181,528	963,000	963,000	991,000	1,051,000	1,106,000
2511	Subsidies to public corporations	0	100,000	100,000	200,000	200,000	200,000
2821	Other current expenses	19,169	24,000	24,000	25,000	25,000	25,000
3112	Machinery and Equipment	0	0	0	0	0	0
3113	Other Fixed Assets	0	0	0	0	0	0
<b>Total current expenditures</b>		<b>8,327,697</b>	<b>9,121,000</b>	<b>8,882,000</b>	<b>9,304,000</b>	<b>9,607,000</b>	<b>9,913,000</b>
<b>Capital Expenditures</b>							
2211	Use of Goods and Services	286,899	757,500	591,500	503,500	590,000	830,000
2822	Other Capital expenditures	2,640	5,000	5,000	5,000	10,000	10,000
3111	Buildings and Constructions	3,414,999	3,653,000	3,653,000	1,700,000	1,500,000	400,000
3112	Machinery and Equipment	86,389	320,000	305,000	180,000	140,000	175,000
3113	Other Fixed Assets	0	1,028,500	1,014,500	235,000	90,000	85,000
3122	Inventories	49,964	25,000	24,000	20,000	60,000	80,000
3141	Lands	0	0	0	0	0	0
<b>Total capital expenditures</b>		<b>3,840,891</b>	<b>5,789,000</b>	<b>5,593,000</b>	<b>2,643,500</b>	<b>2,390,000</b>	<b>1,580,000</b>
<b>Treasury</b>		<b>3,840,891</b>	<b>5,789,000</b>	<b>5,593,000</b>	<b>2,643,500</b>	<b>2,390,000</b>	<b>1,580,000</b>
<b>Total current and capital expenditures</b>		<b>12,168,588</b>	<b>14,910,000</b>	<b>14,475,000</b>	<b>11,947,500</b>	<b>11,997,000</b>	<b>11,493,000</b>

**Graph of the current and capital expenditures for the years 2010 - 2014** ( Thousands of JDs )

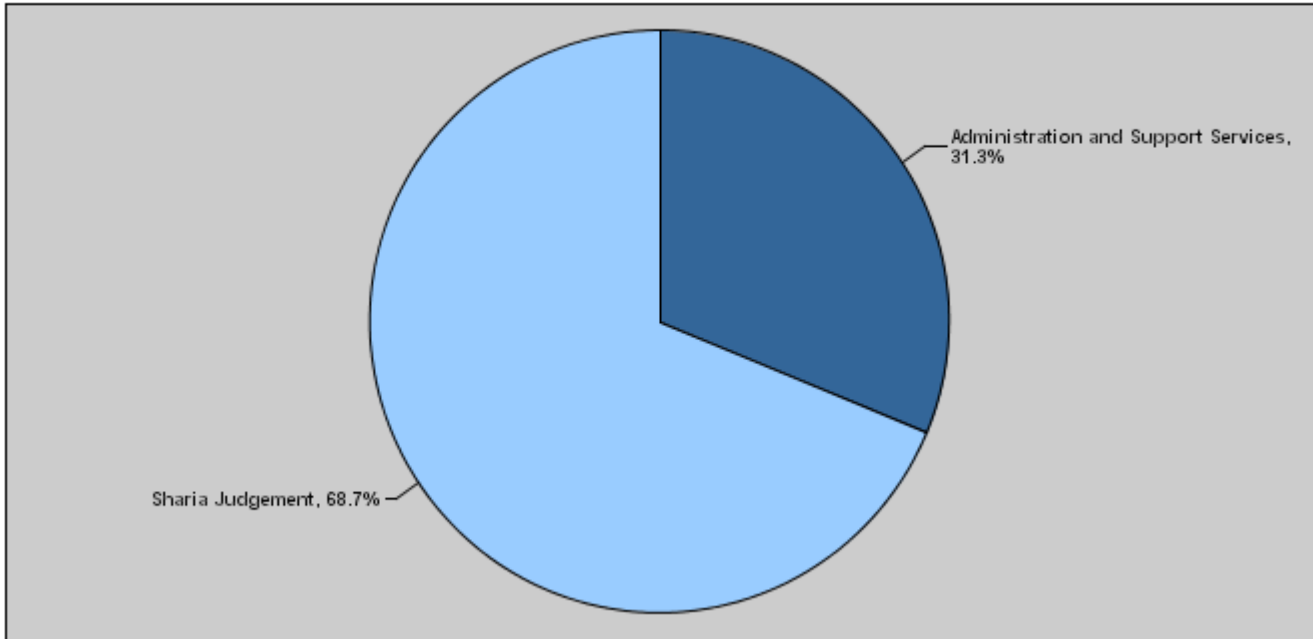


**Budget of Chapter 1201 - Supreme Judge Department  
For the Year 2012 Distributed According to Program**

( InJDs )

Prog.	Description	Current Expenditures	Capital Expenditure	Total Expenditure
1901	Administration and Support Services	1,697,225	2,040,000	3,737,225
1905	Sharia Judgement	7,606,775	603,500	8,210,275
Total		9,304,000	2,643,500	11,947,500

**Total Expenditures for the Year 2012 Distributed According to Program**



**Estimated Allocations For Females distributed according to Programs for the Years 2010 - 2014**

Program		2010	2011	2012	2013	2014
1905	Sharia Judgement	13000	140000	80000	200000	320000
Total		13000	140000	80000	200000	320000

**Estimated Allocations For Child distributed according to Programs for the Years 2010 - 2014**

Program		2010	2011	2012	2013	2014
1905	Sharia Judgement	9800	105000	60000	150000	240000
Total		9800	105000	60000	150000	240000

Budget Chapter 1201 - Supreme Judge Department Distributed According to the Program

1901	Administration and Support Services Program
------	---

Objective of the program :

To develop and update the legislations on all levels and provide the necessary financial support to implement activities and prepare strategic and executive plans for all directorates and departments of the department to achieve their objectives.

The strategic objective related to the program :

1- Upgrade the institutional capacity of Supreme Judge Department.

Directorates associated with the program :

- 1- Legal affairs.
- 2- Financial affairs.
- 3- IT.
- 4- Internal Control.

Services provided by the program :

- Develop and update legislations related to women and children and provide subsidy needed to implement and follow up activities in all programs

Staff working in the program :

The program is implemented through a functional staff in 2011 estimated with ( 214 ) staff, including ( 214 ) males and ( 0 ) females .

**Performance Measurement Indicators for program**

Performance Measurement Indicator	Base Year	Value	Actual value	Target Value	First Self Evaluation	Target		
			2010	2011	2011	2012	2013	2014
1	2006	2	4	3	3	4	3	2
2	2006	%50	%75	%65	%70	%70	%80	%90
3	2006	%20	%75	%60	%45	%65	%75	%85

Appropriations OF Administration and Support Services Program as Per Activities and Projects. ( In JDs )

Activities and Projects	Actual	Estimate	Re_Estimate	Estimate	Indicative	
	2010	2011	2011	2012	2013	2014
Current Expenditures	1,489,849	1,735,620	1,719,736	1,697,225	1,746,900	1,800,900
601 Administrative and Support Service	1,489,849	1,735,620	1,719,736	1,697,225	1,746,900	1,800,900
Capital Expenditures	3,479,983	4,663,000	4,663,000	2,040,000	1,620,000	520,000
002 Supreme Judge Department buildin	3,334,999	4,453,000	4,453,000	1,870,000	1,500,000	400,000
004 Computerizing religious courts/Head	24,984	110,000	110,000	110,000	40,000	40,000
007 Courts of Jerusalem	120,000	100,000	100,000	60,000	80,000	80,000
Program / Treasury	3,479,983	4,663,000	4,663,000	2,040,000	1,620,000	520,000
Total Program	4,969,832	6,398,620	6,382,736	3,737,225	3,366,900	2,320,900

Budget Chapter 1201 - Supreme Judge Department Distributed According to the Program

1905	Sharia Judgement Program
<u>Objective of the program :</u>	
To enhance the independence of Judicature as per the foundations and standards of the international Judicature and improve Jordan's location in the international indicators in the field of Judicature.	
<u>The strategic objective related to the program :</u>	
1- Upgrade the efficiency of Sharia' Judiciary services.	
<u>Directorates associated with the program :</u>	
Inspection directorate	
<u>Services provided by the program :</u>	
- Implement the judgements of Shari'a Courts -Settle conflicts, document rights and divide legacy among	
<u>Staff working in the program :</u>	
The program is implemented through a functional staff in 2011 estimated with ( 974 ) staff, including ( 974 ) males and ( 0 ) females .	

**Performance Measurement Indicators for program**

Performance Measurement Indicator	Base Year	Value	Actual value	Target Value	First Self Evaluation	Target		
			2010	2011		2011	2012	2013
1 Reducing court session time.	2007	-	%30	%55	%50	%60	%65	%70
2 Number of the qualified judges' assistants.	2006	1	2	2	1	2	3	3
3 Reducing the inheritance cases after distribution.	2007	%60	%65	%80	%60	%75	%80	%85
4 Reducing the number of cases registered at courts.	2007	-	%20	%20	%15	%20	%25	%30

**Appropriations OF Sharia Judgement Program as Per Activities and Projects. ( In JDs )**

Activities and Projects	Actual	Estimate	Re_Estimate	Estimate	Indicative	
	2010	2011	2011	2012	2013	2014
<b>Current Expenditures</b>	6,837,848	7,385,380	7,162,264	7,606,775	7,860,100	8,112,100
601 Sharia Litigation	6,837,848	7,285,380	7,062,264	7,406,775	7,660,100	7,912,100
602 Joint Fund (Quds Sharia Courts)	0	100,000	100,000	200,000	200,000	200,000
<b>Capital Expenditures</b>	360,908	1,126,000	930,000	603,500	770,000	1,060,000
001 Sharia Judgement Program Administ	53,891	100,000	95,000	110,000	130,000	130,000
002 Establishment of sharia execution di	7,542	25,000	25,000	0	0	0
003 Qualifying Eastern Amman Court bui	14,152	10,000	10,000	0	0	0
004 Household improvement and guidanc	32,634	500,000	350,000	140,000	500,000	800,000
005 Establishment of the sharia courts A	94,480	30,000	30,000	0	0	0
006 Preparing the sharia cassation legisl	7,489	15,000	15,000	0	0	0
007 Establishment of General Prosecutio	5,944	30,000	20,000	25,000	30,000	20,000
008 Preparing the legislation of establish	4,699	20,000	20,000	0	0	0
010 Developing the archiving and filing s	50,000	90,000	90,000	90,000	20,000	20,000
011 Delegating and training the judges/Sh	12,381	75,000	60,000	30,000	40,000	40,000
012 Establishing the inspection directora	7,479	21,000	15,000	0	0	0
013 Computerizing sharia courts-sharia c	70,217	200,000	200,000	200,000	50,000	50,000
017 Judges assistants system	0	10,000	0	8,500	0	0
<b>Program / Treasury</b>	360,908	1,126,000	930,000	603,500	770,000	1,060,000
<b>Total Program</b>	7,198,756	8,511,380	8,092,264	8,210,275	8,630,100	9,172,100

## Chapter :1201 Supreme Judge Department

**Vision** Coherent family away from conflicts exercises each individual and commit to his duties as per the provisions of tolerant Islamic Sharia'

**Mission** Developing the performance of religious courts in order to strengthen their independence and freedom in decision-making with efficiency and integrity, consistent with their role, privacy, reinforcing justice and realizing social security.

**Legal Framework :** Regulation No. (18) for the year 1993 - Supreme Judge Department Organization and Administration Regulation.

### Strategic Plan :

Preparation Year :2010

Period Covered By The Plan :2010-2013

### **Strategic Objectives / Performance Indicators**

Strategic Objectives Description	Performance Measurement Indicators	Base Value		Actual Value	Target Value	Initial Internal Evaluatio	Target		
		Base Year	Value				2010	2011	2012
		1 - Upgrading the institutional capacity of Supreme Judge Department.	1 Percentage of achieved legislations to the total required to be achieved.	2006	%15	%45	%70	%60	%75
	2 Percentage of the executed computerized procedures.	2006	%20	%75	%65	%55	%65	%70	%75
2 - Upgrading the efficiency of the Sharia' Legal Instrument.	1 Satisfaction degree of the Shar'ia courts clients.	2006	%60	%80	%70	50%	%80	%85	%90
	2 Percentage of inheritances cases to the total of distributed inheritances.	2006	-	%25	%25	%20	%35	%45	%50

### **Programs / Performance Indicators**

Goal	Programs	Description of Performance Indicators	Base Value		Actual Value	Target Value	Initial Internal	Target		
			Base Year	Value				2010	2011	2011
			1	1901 Administration and Support Services	1 Number of legislations accomplished during the year.	2006	2	4	3	3
		2 Number of computers / number of employees.	2006	%50	%75	%65	%70	%70	%80	%90
		3 Percentage of the executed computerized procedures through computers in each transaction.	2006	%20	%75	%60	%45	%65	%75	%85
2	1905 Sharia Judgement	1 Reducing court session time.	2007	-	%30	%55	%50	%60	%65	%70
		2 Number of the qualified judges' assistants.	2006	1	2	2	1	2	3	3
		3 Reducing the inheritance cases after distribution.	2007	%60	%65	%80	%60	%75	%80	%85
		4 Reducing the number of cases registered at courts.	2007	-	%20	%20	%15	%20	%25	%30

### **Programs Appropriations**

Goal	Programs		Actual	Estimated	Restemated	Estimated	Indecative	Indecative	
			2010	2011	2011	2012	2013	2014	
1	1901	Administration and Support Services	Current	1489849	1735620	1719736	1697225	1746900	1800900
			Capital	3479983	4663000	4663000	2040000	1620000	520000
			Total	4969832	6398620	6382736	3737225	3366900	2320900
2	1905	Sharia Judgement	Current	6837848	7385380	7162264	7606775	7860100	8112100
			Capital	360908	1126000	930000	603500	770000	1060000
			Total	7198756	8511380	8092264	8210275	8630100	9172100
		Total of Current	8327697	9121000	8882000	9304000	9607000	9913000	
		Total of Capital	3840891	5789000	5593000	2643500	2390000	1580000	
		Total of Chapter	12168588	14910000	14475000	11947500	11997000	11493000	

### **Current Activities Appropriations**

Prog.	Projects	Actual	Estimated	Restemated	Estimated	Indecative	Indecative	
		2010	2011	2011	2012	2013	2014	
1901	601	Administrative and Support Services	1489849	1735620	1719736	1697225	1746900	1800900
		Total of Program	1489849	1735620	1719736	1697225	1746900	1800900
1905	601	Sharia Litigation	6837848	7285380	7062264	7406775	7660100	7912100
	602	Joint Fund (Quds Sharia Courts)	0	100000	100000	200000	200000	200000
		Total of Program	6837848	7385380	7162264	7606775	7860100	8112100
		Total	8327697	9121000	8882000	9304000	9607000	9913000

## Capital Projects Appropriations

Prog.	Projects		Actual	Estimated	Restemated	Estimated	Indecative	Indecative
			2010	2011	2011	2012	2013	2014
1901	002	Supreme Judge Department building	3334999	4453000	4453000	1870000	1500000	400000
	004	Computerizing religious courts/Headquarters	24984	110000	110000	110000	40000	40000
	007	Courts of Jerusalem	120000	100000	100000	60000	80000	80000
		Total of Program	3479983	4663000	4663000	2040000	1620000	520000
1905	001	Sharia Judgement Program Administration Project	53891	100000	95000	110000	130000	130000
	002	Establishment of sharia execution directorate-Religious Courts	7542	25000	25000	0	0	0
	003	Qualifying Eastern Amman Court building	14152	10000	10000	0	0	0
	004	Household improvement and guidance	32634	500000	350000	140000	500000	800000
	005	Establishment of the sharia courts Assembly - Zarqa	94480	30000	30000	0	0	0
	006	Preparing the sharia cassation legislation and establishing the sharia c	7489	15000	15000	0	0	0
	007	Establishment of General Prosecution Court	5944	30000	20000	25000	30000	20000
	008	Preparing the legislation of establishing the inheritance directorate	4699	20000	20000	0	0	0
	010	Developing the archiving and filing system/Sharia Courts	50000	90000	90000	90000	20000	20000
	011	Delegating and training the judges/Sharia Courts	12381	75000	60000	30000	40000	40000
	012	Establishing the inspection directorate	7479	21000	15000	0	0	0
	013	Computerizing sharia courts-sharia courts	70217	200000	200000	200000	50000	50000
	017	Judges assistants system	0	10000	0	8500	0	0
		Total of Program	360908	1126000	930000	603500	770000	1060000
		Total	3840891	5789000	5593000	2643500	2390000	1580000



# Overall Summary of Current Expenditures for the years 2010 - 2014

Chapter: 1201 Supreme Judge Department

( In JDs )

Group	Item	Description	Actual 2010	Estimated 2011	Restimated 2011	Estimated 2012	Indicative 2013	Indicative 2014
21		Compensations of Employees						
2111		Salaries, Wages and allowances						
	101	Classified Employees' Salaries	1659066	1783000	1683000	1739000	1792000	1797000
	102	Permanent Unclassified Employees' Salarie	789066	855000	855000	890000	926000	949250
	103	Contract Employees' Salaries	30368	31000	31000	31225	33500	36750
	105	Personal Cost of Living Allowance	1899155	2260116	2260116	2288325	2373350	2539200
	106	Family Allowance	188014	202000	202000	206950	211650	216200
	107	Basic Allowance	259523	277000	277000	280000	284700	289650
	110	Overtime Allowance	0	35000	35000	35000	35000	35000
	111	Additional Allowance	83222	90000	90000	99500	101600	103600
	112	Other Allowances	1786896	1946000	1822884	1931000	1967200	1992350
	113	Transportation Allowance	97423	105000	105000	113000	118000	120000
	114	Transport Allowance	74267	85000	85000	96000	100000	104000
	116	Employees' bonuses	0	30000	30000	30000	30000	30000
<b>Total</b>			<b>6867000</b>	<b>7699116</b>	<b>7476000</b>	<b>7740000</b>	<b>7973000</b>	<b>8213000</b>
2121		Social Security Contributions						
	301	Social Security	260000	334884	319000	348000	358000	369000
<b>Total</b>			<b>260000</b>	<b>334884</b>	<b>319000</b>	<b>348000</b>	<b>358000</b>	<b>369000</b>
22		Use of Goods and Services						
2211		Use of Goods and Services						
	201	Rents	515876	516000	516000	400000	418000	434000
	202	Telecommunications Services	184235	143000	143000	160000	174000	188000
	203	Water	36853	15000	15000	20000	22500	24400
	204	Electricity	52807	40000	40000	67800	73600	76500
	205	Fuels	105961	100000	100000	117500	127600	137800
	206	Maintenance of Machines, furniture and acc	33843	5000	5000	13000	14300	14800
	207	Maintenance of Vehicles, Heavy Duty Machi	22910	8000	8000	16000	17400	17400
	208	Repair and maintenance of buildings and ac	18923	5000	5000	12300	12350	13000
	209	Office Supplies	79957	50000	50000	65000	66000	67400
	210	Raw materials ( Medicines, Clothes, Food, F	4993	1500	1500	17000	18500	18600
	211	Cleaning Services and supplies ( including	54286	50000	50000	59000	59350	64400
	212	Insurance	24950	10000	10000	15000	15000	15000
	213	Official Travel Missions	13991	7500	7500	10300	11300	12000
	214	Other goods and services expenses	31943	12000	12000	18100	21100	22700
<b>Total</b>			<b>1181528</b>	<b>963000</b>	<b>963000</b>	<b>991000</b>	<b>1051000</b>	<b>1106000</b>
25		Subsidies						
2511		Subsidies to public corporations						
	304	Subsidies to nonfinancial public corporatio	0	100000	100000	200000	200000	200000
<b>Total</b>			<b>0</b>	<b>100000</b>	<b>100000</b>	<b>200000</b>	<b>200000</b>	<b>200000</b>
28		Other expenditures						
2821		Other current expenses						
	303	Scientific Scholarships and Training Course	11095	12000	12000	14000	14000	14000
	305	Non-Employees' Bonuses	8074	12000	12000	11000	11000	11000
<b>Total</b>			<b>19169</b>	<b>24000</b>	<b>24000</b>	<b>25000</b>	<b>25000</b>	<b>25000</b>
31		Non-financial Assets						
3112		Machinery and Equipment						
	402	Machinery and Equipment	0	0	0	0	0	0
<b>Total</b>			<b>0</b>	<b>0</b>	<b>0</b>	<b>0</b>	<b>0</b>	<b>0</b>
3113		Other Fixed Assets						
	401	Furniture	0	0	0	0	0	0

# Overall Summary of Current Expenditures for the years 2010 - 2014

Chapter: 1201 Supreme Judge Department

( In JDs )

Group	Item	Description	Actual 2010	Estimated 2011	Restimated 2011	Estimated 2012	Indicative 2013	Indicative 2014
31		Non-financial Assets						
3113		Other Fixed Assets						
Total			0	0	0	0	0	0
Total of Chapter			8327697	9121000	8882000	9304000	9607000	9913000

**Current Expenditures According to Program and Activities For The Years 2010 - 2014**

Chapter : 1201 - Supreme Judge Department

(In JDs)

Program : 1901 - Administration and Support Services								
Activity : 601 - Administrative and Support Services								
Group	Item	Description	Actual 2010	Estimated 2011	Re-estimated 2011	Estimated 2012	Indicative 2013	Indicative 2014
21		<b>Compensations of Employees</b>						
2111		<b>Salaries, Wages and allowances</b>						
	101	Classified Employees' Salaries	199072	195000	195000	200000	207000	207500
	102	Permanent Unclassified Employees' Salarie	104127	141000	141000	136000	138000	140250
	103	Contract Employees' Salaries	30368	31000	31000	31225	33500	36750
	105	Personal Cost of Living Allowance	233261	350116	350116	279000	286500	315000
	106	Family Allowance	25143	33000	33000	28500	29250	30100
	107	Basic Allowance	39719	49000	49000	45000	46200	47750
	110	Overtime Allowance	0	35000	35000	35000	35000	35000
	111	Additional Allowance	24499	29000	29000	35000	35500	36000
	112	Other Allowances	440040	450000	450000	428000	439200	440350
	113	Transportation Allowance	14948	20000	20000	24000	25000	25000
	114	Transport Allowance	14641	20000	20000	25000	27000	27000
	116	Employees' bonuses	0	15000	15000	15000	15000	15000
		<b>Total</b>	1125818	1368116	1368116	1281725	1317150	1355700
2121		<b>Social Security Contributions</b>						
	301	Social Security	50000	92504	76620	95000	96000	99000
		<b>Total</b>	50000	92504	76620	95000	96000	99000
22		<b>Use of Goods and Services</b>						
2211		<b>Use of Goods and Services</b>						
	201	Rents	39885	40000	40000	0	0	0
	202	Telecommunications Services	44907	45000	45000	50000	51000	53700
	203	Water	6991	5000	5000	7000	7000	7000
	204	Electricity	2958	10000	10000	23000	25000	25000
	205	Fuels	70988	70000	70000	74300	79300	84300
	206	Maintenance of Machines, furniture and acce	5983	2000	2000	7300	7300	7300
	207	Maintenance of Vehicles, Heavy Duty Machin	19959	7000	7000	14000	15000	15000
	208	Repair and maintenance of buildings and acc	6954	1000	1000	2700	2700	2700
	209	Office Supplies	40000	40000	40000	45000	45000	45000
	210	Raw materials ( Medicines, Clothes, Food, Fi	2993	1000	1000	12000	13000	13000
	211	Cleaning Services and supplies ( including c	14300	12000	12000	33700	33950	38700
	212	Insurance	24950	10000	10000	15000	15000	15000
	213	Official Travel Missions	1994	2500	2500	4000	5000	5000
	214	Other goods and services expenses	12000	6000	6000	8000	10000	10000
		<b>Total</b>	294862	251500	251500	296000	309250	321700
28		<b>Other expenditures</b>						
2821		<b>Other current expenses</b>						
	303	Scientific Scholarships and Training Course	11095	12000	12000	14000	14000	14000
	305	Non-Employees' Bonuses	8074	11500	11500	10500	10500	10500
		<b>Total</b>	19169	23500	23500	24500	24500	24500
		<b>Total of Activity</b>	1489849	1735620	1719736	1697225	1746900	1800900
		<b>Total of Program</b>	1489849	1735620	1719736	1697225	1746900	1800900

**Current Expenditures According to Program and Activities For The Years 2010 - 2014**

Chapter : 1201 - Supreme Judge Department

(In JDs)

Program : 1905 - Sharia Judgement								
Activity : 601 - Sharia Litigation								
Group	Item	Description	Actual 2010	Estimated 2011	Re-estimated 2011	Estimated 2012	Indicative 2013	Indicative 2014
21		<b>Compensations of Employees</b>						
2111		<b>Salaries, Wages and allowances</b>						
	101	Classified Employees' Salaries	1459994	1588000	1488000	1539000	1585000	1589500
	102	Permanent Unclassified Employees' Salarie	684939	714000	714000	754000	788000	809000
	105	Personal Cost of Living Allowance	1665894	1910000	1910000	2009325	2086850	2224200
	106	Family Allowance	162871	169000	169000	178450	182400	186100
	107	Basic Allowance	219804	228000	228000	235000	238500	241900
	111	Additional Allowance	58723	61000	61000	64500	66100	67600
	112	Other Allowances	1346856	1496000	1372884	1503000	1528000	1552000
	113	Transportation Allowance	82475	85000	85000	89000	93000	95000
	114	Transport Allowance	59626	65000	65000	71000	73000	77000
	116	Employees' bonuses	0	15000	15000	15000	15000	15000
		<b>Total</b>	<b>5741182</b>	<b>6331000</b>	<b>6107884</b>	<b>6458275</b>	<b>6655850</b>	<b>6857300</b>
2121		<b>Social Security Contributions</b>						
	301	Social Security	210000	242380	242380	253000	262000	270000
		<b>Total</b>	<b>210000</b>	<b>242380</b>	<b>242380</b>	<b>253000</b>	<b>262000</b>	<b>270000</b>
22		<b>Use of Goods and Services</b>						
2211		<b>Use of Goods and Services</b>						
	201	Rents	475991	476000	476000	400000	418000	434000
	202	Telecommunications Services	139328	98000	98000	110000	123000	134300
	203	Water	29862	10000	10000	13000	15500	17400
	204	Electricity	49849	30000	30000	44800	48600	51500
	205	Fuels	34973	30000	30000	43200	48300	53500
	206	Maintenance of Machines, furniture and acce	27860	3000	3000	5700	7000	7500
	207	Maintenance of Vehicles, Heavy Duty Machin	2951	1000	1000	2000	2400	2400
	208	Repair and maintenance of buildings and acc	11969	4000	4000	9600	9650	10300
	209	Office Supplies	39957	10000	10000	20000	21000	22400
	210	Raw materials ( Medicines, Clothes, Food, Fi	2000	500	500	5000	5500	5600
	211	Cleaning Services and supplies ( including c	39986	38000	38000	25300	25400	25700
	213	Official Travel Missions	11997	5000	5000	6300	6300	7000
	214	Other goods and services expenses	19943	6000	6000	10100	11100	12700
		<b>Total</b>	<b>886666</b>	<b>711500</b>	<b>711500</b>	<b>695000</b>	<b>741750</b>	<b>784300</b>
28		<b>Other expenditures</b>						
2821		<b>Other current expenses</b>						
	305	Non-Employees' Bonuses	0	500	500	500	500	500
		<b>Total</b>	<b>0</b>	<b>500</b>	<b>500</b>	<b>500</b>	<b>500</b>	<b>500</b>
		<b>Total of Activity</b>	<b>6837848</b>	<b>7285380</b>	<b>7062264</b>	<b>7406775</b>	<b>7660100</b>	<b>7912100</b>
Activity : 602 - Joint Fund (Quds Sharia Courts)								
Group	Item	Description	Actual 2010	Estimated 2011	Re-estimated 2011	Estimated 2012	Indicative 2013	Indicative 2014
25		<b>Subsidies</b>						
2511		<b>Subsidies to public corporations</b>						
	304	Subsidies to nonfinancial public corporation	0	100000	100000	200000	200000	200000
		082   Joint Quds Fund	0	100000	100000	200000	200000	200000
		<b>Total</b>	<b>0</b>	<b>100000</b>	<b>100000</b>	<b>200000</b>	<b>200000</b>	<b>200000</b>
		<b>Total of Activity</b>	<b>0</b>	<b>100000</b>	<b>100000</b>	<b>200000</b>	<b>200000</b>	<b>200000</b>
		<b>Total of Program</b>	<b>6837848</b>	<b>7385380</b>	<b>7162264</b>	<b>7606775</b>	<b>7860100</b>	<b>8112100</b>
		<b>Total of Chapter</b>	<b>8327697</b>	<b>9121000</b>	<b>8882000</b>	<b>9304000</b>	<b>9607000</b>	<b>9913000</b>

# Overall Summary of Capital Expenditures For The Years 2010 - 2014

chapter : 1201 Supreme Judge Department

( In JDs )

Group	Item	Description	Actual 2010	Estimated 2011	Re-Estimated 2011	Estimated 2012	Indicative 2013	Indicative 2014
		Expenditures						
22		Use of Goods and Services						
2211		Use of Goods and Services						
	510	Buildings and facilities repair and mainten	134152	217500	137500	80000	290000	470000
	512	Operating and maintenance Expenses	152747	540000	454000	423500	300000	360000
<b>Total</b>			<b>286899</b>	<b>757500</b>	<b>591500</b>	<b>503500</b>	<b>590000</b>	<b>830000</b>
28		Other expenditures						
2822		Other Capital expenditures						
	504	Studies, Researches and Consultations	2640	5000	5000	5000	10000	10000
<b>Total</b>			<b>2640</b>	<b>5000</b>	<b>5000</b>	<b>5000</b>	<b>10000</b>	<b>10000</b>
		Fixed Assets						
31		Non-financial Assets						
3111		Buildings and Constructions						
	508	Works and Constructions	3414999	3653000	3653000	1700000	1500000	400000
<b>Total</b>			<b>3414999</b>	<b>3653000</b>	<b>3653000</b>	<b>1700000</b>	<b>1500000</b>	<b>400000</b>
3112		Machinery and Equipment						
	505	Equipments, Machines and Apparatus	86389	320000	305000	180000	140000	175000
<b>Total</b>			<b>86389</b>	<b>320000</b>	<b>305000</b>	<b>180000</b>	<b>140000</b>	<b>175000</b>
3113		Other Fixed Assets						
	511	Equipping and furnishing	0	1028500	1014500	235000	90000	85000
<b>Total</b>			<b>0</b>	<b>1028500</b>	<b>1014500</b>	<b>235000</b>	<b>90000</b>	<b>85000</b>
3122		Inventories						
	503	Materials and supplies	49964	25000	24000	20000	60000	80000
<b>Total</b>			<b>49964</b>	<b>25000</b>	<b>24000</b>	<b>20000</b>	<b>60000</b>	<b>80000</b>
<b>Total of Chapter</b>			<b>3840891</b>	<b>5789000</b>	<b>5593000</b>	<b>2643500</b>	<b>2390000</b>	<b>1580000</b>

# Capital Expenditures According to Program and Projects For the years 2010 - 2014

Chapter : 1201 Supreme Judge Department

( In JDs )

Program 1901 Administration and Support Services								
Project		002 Supreme Judge Department building						
Fund Source		102001 Capital (Treasury)						
Group	item	Description	Actual 2010	Estimated 2011	Re-Estimated 2011	Estimated 2012	Indicative 2013	Indicative 2014
31		Non-financial Assets						
3111		Buildings and Constructions						
	508	Works and Constructions						
	013	Miscellaneous Buildings Construc	3334999	3653000	3653000	1700000	1500000	400000
		Total of Item	3334999	3653000	3653000	1700000	1500000	400000
3113		Other Fixed Assets						
	511	Equipping and furnishing						
	006	Buildings and Facilities Furnishin	0	800000	800000	170000	0	0
		Total of Item	0	800000	800000	170000	0	0
		Total of Project / Treasury	3334999	4453000	4453000	1870000	1500000	400000
Project		004 Computerizing religious courts/Headquarters						
Fund Source		102001 Capital (Treasury)						
Group	item	Description	Actual 2010	Estimated 2011	Re-Estimated 2011	Estimated 2012	Indicative 2013	Indicative 2014
22		Use of Goods and Services						
2211		Use of Goods and Services						
	512	Operating and maintenance Expense						
	008	Training expenses	0	10000	10000	5000	0	0
	015	Operating systems and software	9988	20000	20000	20000	5000	5000
	036	Computerization and automation o	0	20000	20000	30000	10000	10000
		Total of Item	9988	50000	50000	55000	15000	15000
31		Non-financial Assets						
3112		Machinery and Equipment						
	505	Equipments, Machines and Apparatu						
	001	Computers and accessories	14996	50000	50000	55000	25000	25000
		Total of Item	14996	50000	50000	55000	25000	25000
3113		Other Fixed Assets						
	511	Equipping and furnishing						
	009	Office Furniture and Apparatus	0	10000	10000	0	0	0
		Total of Item	0	10000	10000	0	0	0
		Total of Project / Treasury	24984	110000	110000	110000	40000	40000
Project		007 Courts of Jerusalem						
Fund Source		102001 Capital (Treasury)						
Group	item	Description	Actual 2010	Estimated 2011	Re-Estimated 2011	Estimated 2012	Indicative 2013	Indicative 2014
22		Use of Goods and Services						
2211		Use of Goods and Services						
	510	Buildings and facilities repair and mai						
	009	Miscellaneous buildings repair an	60000	20000	20000	20000	30000	30000
	999	n.e.c	60000	0	0	0	0	0
		Total of Item	120000	20000	20000	20000	30000	30000
31		Non-financial Assets						
3112		Machinery and Equipment						
	505	Equipments, Machines and Apparatu						
	001	Computers and accessories	0	30000	30000	10000	15000	15000
	003	Office apparatus and equipment	0	10000	10000	0	0	0
		Total of Item	0	40000	40000	10000	15000	15000
3113		Other Fixed Assets						
	511	Equipping and furnishing						
	006	Buildings and Facilities Furnishin	0	40000	40000	30000	35000	35000
		Total of Item	0	40000	40000	30000	35000	35000
		Total of Project / Treasury	120000	100000	100000	60000	80000	80000
		Total of Program	3479983	4663000	4663000	2040000	1620000	520000

Capital Expenditures According to Program and Projects For the years 2010 - 2014

Chapter : 1201 Supreme Judge Department

( In JDs )

Program 1905 Sharia Judgement								
Project		001 Sharia Judgement Program Administration Project						
Fund Source		102001 Capital (Treasury)						
Group	item	Description	Actual 2010	Estimated 2011	Re-Estimated 2011	Estimated 2012	Indicative 2013	Indicative 2014
22		Use of Goods and Services						
2211		Use of Goods and Services						
	510	Buildings and facilities repair and mai						
	009	Miscellaneous buildings repair an	0	20000	20000	20000	20000	20000
		Total of Item	0	20000	20000	20000	20000	20000
	512	Operating and maintenance Expense						
	999	n.e.c	9924	30000	25000	40000	50000	50000
		Total of Item	9924	30000	25000	40000	50000	50000
31		Non-financial Assets						
3112		Machinery and Equipment						
	505	Equipments, Machines and Apparatu						
	001	Computers and accessories	14946	0	0	0	0	0
	003	Office apparatus and equipment	14034	20000	20000	20000	20000	20000
		Total of Item	28980	20000	20000	20000	20000	20000
3113		Other Fixed Assets						
	511	Equipping and furnishing						
	006	Buildings and Facilities Furnishin	0	20000	20000	20000	20000	20000
		Total of Item	0	20000	20000	20000	20000	20000
3122		Inventories						
	503	Materials and supplies						
	999	n.e.c	14987	10000	10000	10000	20000	20000
		Total of Item	14987	10000	10000	10000	20000	20000
		Total of Project / Treasury	53891	100000	95000	110000	130000	130000
Project		002 Establishment of sharia execution directorate-Religious Courts						
Fund Source		102001 Capital (Treasury)						
Group	item	Description	Actual 2010	Estimated 2011	Re-Estimated 2011	Estimated 2012	Indicative 2013	Indicative 2014
22		Use of Goods and Services						
2211		Use of Goods and Services						
	510	Buildings and facilities repair and mai						
	009	Miscellaneous buildings repair an	0	7500	7500	0	0	0
		Total of Item	0	7500	7500	0	0	0
	512	Operating and maintenance Expense						
	999	n.e.c	2482	5000	5000	0	0	0
		Total of Item	2482	5000	5000	0	0	0
31		Non-financial Assets						
3112		Machinery and Equipment						
	505	Equipments, Machines and Apparatu						
	003	Office apparatus and equipment	5060	5000	5000	0	0	0
		Total of Item	5060	5000	5000	0	0	0
3113		Other Fixed Assets						
	511	Equipping and furnishing						
	006	Buildings and Facilities Furnishin	0	7500	7500	0	0	0
		Total of Item	0	7500	7500	0	0	0
		Total of Project / Treasury	7542	25000	25000	0	0	0

# Capital Expenditures According to Program and Projects For the years 2010 - 2014

Chapter : 1201 Supreme Judge Department

( In JDs )

Program 1905 Sharia Judgement								
Project		003 Qualifying Eastern Amman Court building						
Fund Source		102001 Capital (Treasury)						
Group	item	Description	Actual 2010	Estimated 2011	Re-Estimated 2011	Estimated 2012	Indicative 2013	Indicative 2014
22		Use of Goods and Services						
2211		Use of Goods and Services						
	510	Buildings and facilities repair and mai						
	009	Miscellaneous buildings repair an	14152	10000	10000	0	0	0
		Total of Item	14152	10000	10000	0	0	0
		Total of Project / Treasury	14152	10000	10000	0	0	0
Project		004 Household improvement and guidance						
Fund Source		102001 Capital (Treasury)						
Group	item	Description	Actual 2010	Estimated 2011	Re-Estimated 2011	Estimated 2012	Indicative 2013	Indicative 2014
22		Use of Goods and Services						
2211		Use of Goods and Services						
	510	Buildings and facilities repair and mai						
	009	Miscellaneous buildings repair an	0	150000	70000	30000	210000	350000
	999	n.e.c	0	0	0	10000	30000	70000
		Total of Item	0	150000	70000	40000	240000	420000
	512	Operating and maintenance Expense						
	008	Training expenses	0	75000	65000	10000	10000	10000
	017	Promotion, advertising and PR	0	50000	30000	10000	60000	100000
	999	n.e.c	0	75000	50000	30000	60000	80000
		Total of Item	0	200000	145000	50000	130000	190000
28		Other expenditures						
2822		Other Capital expenditures						
	504	Studies, Researches and Consultation						
	005	Social Studies	2640	5000	5000	5000	10000	10000
		Total of Item	2640	5000	5000	5000	10000	10000
31		Non-financial Assets						
3112		Machinery and Equipment						
	505	Equipments, Machines and Apparatu						
	001	Computers and accessories	5000	20000	10000	10000	20000	20000
	003	Office apparatus and equipment	0	25000	20000	15000	30000	70000
		Total of Item	5000	45000	30000	25000	50000	90000
3113		Other Fixed Assets						
	511	Equipping and furnishing						
	006	Buildings and Facilities Furnishin	0	100000	100000	10000	30000	30000
		Total of Item	0	100000	100000	10000	30000	30000
3122		Inventories						
	503	Materials and supplies						
	999	n.e.c	24994	0	0	10000	40000	60000
		Total of Item	24994	0	0	10000	40000	60000
		Total of Project / Treasury	32634	500000	350000	140000	500000	800000



# Capital Expenditures According to Program and Projects For the years 2010 - 2014

Chapter : 1201 Supreme Judge Department

( In JDs )

Program 1905 Sharia Judgement								
Project		005 Establishment of the sharia courts Assembly - Zarqa						
Fund Source		102001 Capital (Treasury)						
Group	item	Description	Actual 2010	Estimated 2011	Re-Estimated 2011	Estimated 2012	Indicative 2013	Indicative 2014
22		Use of Goods and Services						
2211		Use of Goods and Services						
	510	Buildings and facilities repair and mai						
	008	Miscellaneous buildings maintena	0	10000	10000	0	0	0
		Total of Item	0	10000	10000	0	0	0
31		Non-financial Assets						
3111		Buildings and Constructions						
	508	Works and Constructions						
	013	Miscellaneous Buildings Construc	80000	0	0	0	0	0
		Total of Item	80000	0	0	0	0	0
3112		Machinery and Equipment						
	505	Equipments, Machines and Apparatu						
	003	Office apparatus and equipment	9492	10000	10000	0	0	0
		Total of Item	9492	10000	10000	0	0	0
3122		Inventories						
	503	Materials and supplies						
	999	n.e.c	4988	10000	10000	0	0	0
		Total of Item	4988	10000	10000	0	0	0
		Total of Project / Treasury	94480	30000	30000	0	0	0
Project		006 Preparing the sharia cassation legislation and establishing the sharia cassation court						
Fund Source		102001 Capital (Treasury)						
Group	item	Description	Actual 2010	Estimated 2011	Re-Estimated 2011	Estimated 2012	Indicative 2013	Indicative 2014
22		Use of Goods and Services						
2211		Use of Goods and Services						
	512	Operating and maintenance Expense						
	999	n.e.c	2489	5000	5000	0	0	0
		Total of Item	2489	5000	5000	0	0	0
31		Non-financial Assets						
3112		Machinery and Equipment						
	505	Equipments, Machines and Apparatu						
	001	Computers and accessories	5000	0	0	0	0	0
		Total of Item	5000	0	0	0	0	0
3113		Other Fixed Assets						
	511	Equipping and furnishing						
	009	Office Furniture and Apparatus	0	10000	10000	0	0	0
		Total of Item	0	10000	10000	0	0	0
		Total of Project / Treasury	7489	15000	15000	0	0	0

Capital Expenditures According to Program and Projects For the years 2010 - 2014

Chapter : 1201 Supreme Judge Department

( In JDs )

Program 1905 Sharia Judgement								
Project		007 Establishment of General Prosecution Court						
Fund Source		102001 Capital (Treasury)						
Group	item	Description	Actual 2010	Estimated 2011	Re-Estimated 2011	Estimated 2012	Indicative 2013	Indicative 2014
22		Use of Goods and Services						
2211		Use of Goods and Services						
	512	Operating and maintenance Expense						
	999	n.e.c	2394	10000	10000	10000	15000	15000
		Total of Item	2394	10000	10000	10000	15000	15000
31		Non-financial Assets						
3112		Machinery and Equipment						
	505	Equipments, Machines and Apparatu						
	001	Computers and accessories	0	0	0	10000	10000	5000
	999	n.e.c	3550	5000	5000	0	0	0
		Total of Item	3550	5000	5000	10000	10000	5000
3113		Other Fixed Assets						
	511	Equipping and furnishing						
	009	Office Furniture and Apparatus	0	15000	5000	5000	5000	0
		Total of Item	0	15000	5000	5000	5000	0
		Total of Project / Treasury	5944	30000	20000	25000	30000	20000
Project		008 Preparing the legislation of establishing the inheritance directorate						
Fund Source		102001 Capital (Treasury)						
Group	item	Description	Actual 2010	Estimated 2011	Re-Estimated 2011	Estimated 2012	Indicative 2013	Indicative 2014
22		Use of Goods and Services						
2211		Use of Goods and Services						
	512	Operating and maintenance Expense						
	999	n.e.c	2207	10000	10000	0	0	0
		Total of Item	2207	10000	10000	0	0	0
31		Non-financial Assets						
3112		Machinery and Equipment						
	505	Equipments, Machines and Apparatu						
	999	n.e.c	2492	5000	5000	0	0	0
		Total of Item	2492	5000	5000	0	0	0
3113		Other Fixed Assets						
	511	Equipping and furnishing						
	009	Office Furniture and Apparatus	0	5000	5000	0	0	0
		Total of Item	0	5000	5000	0	0	0
		Total of Project / Treasury	4699	20000	20000	0	0	0
Project		010 Developing the archiving and filing system/Sharia Courts						
Fund Source		102001 Capital (Treasury)						
Group	item	Description	Actual 2010	Estimated 2011	Re-Estimated 2011	Estimated 2012	Indicative 2013	Indicative 2014
22		Use of Goods and Services						
2211		Use of Goods and Services						
	512	Operating and maintenance Expense						
	036	Computerization and automation o	50000	30000	30000	50000	10000	10000
		Total of Item	50000	30000	30000	50000	10000	10000
31		Non-financial Assets						
3112		Machinery and Equipment						
	505	Equipments, Machines and Apparatu						
	001	Computers and accessories	0	60000	60000	40000	10000	10000
		Total of Item	0	60000	60000	40000	10000	10000
		Total of Project / Treasury	50000	90000	90000	90000	20000	20000

# Capital Expenditures According to Program and Projects For the years 2010 - 2014

Chapter : 1201 Supreme Judge Department

( In JDs )

Program 1905 Sharia Judgement								
Project		011 Delegating and training the judges/Sharia Courts						
Fund Source		102001 Capital (Treasury)						
Group	item	Description	Actual 2010	Estimated 2011	Re-Estimated 2011	Estimated 2012	Indicative 2013	Indicative 2014
22		Use of Goods and Services						
2211		Use of Goods and Services						
	512	Operating and maintenance Expense						
	008	Training expenses	12381	75000	60000	30000	40000	40000
		Total of Item	12381	75000	60000	30000	40000	40000
		Total of Project / Treasury	12381	75000	60000	30000	40000	40000
Project		012 Establishing the inspection directorate						
Fund Source		102001 Capital (Treasury)						
Group	item	Description	Actual 2010	Estimated 2011	Re-Estimated 2011	Estimated 2012	Indicative 2013	Indicative 2014
22		Use of Goods and Services						
2211		Use of Goods and Services						
	512	Operating and maintenance Expense						
	999	n.e.c	2484	5000	4000	0	0	0
		Total of Item	2484	5000	4000	0	0	0
31		Non-financial Assets						
3113		Other Fixed Assets						
	511	Equipping and furnishing						
	009	Office Furniture and Apparatus	0	11000	7000	0	0	0
		Total of Item	0	11000	7000	0	0	0
3122		Inventories						
	503	Materials and supplies						
	999	n.e.c	4995	5000	4000	0	0	0
		Total of Item	4995	5000	4000	0	0	0
		Total of Project / Treasury	7479	21000	15000	0	0	0
Project		013 Computerizing sharia courts-sharia courts						
Fund Source		102001 Capital (Treasury)						
Group	item	Description	Actual 2010	Estimated 2011	Re-Estimated 2011	Estimated 2012	Indicative 2013	Indicative 2014
22		Use of Goods and Services						
2211		Use of Goods and Services						
	512	Operating and maintenance Expense						
	008	Training expenses	0	10000	10000	10000	5000	5000
	015	Operating systems and software	58398	70000	70000	150000	25000	25000
	999	n.e.c	0	30000	30000	20000	10000	10000
		Total of Item	58398	110000	110000	180000	40000	40000
31		Non-financial Assets						
3112		Machinery and Equipment						
	505	Equipments, Machines and Apparatu						
	001	Computers and accessories	11819	80000	80000	20000	10000	10000
		Total of Item	11819	80000	80000	20000	10000	10000
3113		Other Fixed Assets						
	511	Equipping and furnishing						
	009	Office Furniture and Apparatus	0	10000	10000	0	0	0
		Total of Item	0	10000	10000	0	0	0
		Total of Project / Treasury	70217	200000	200000	200000	50000	50000

# Capital Expenditures According to Program and Projects For the years 2010 - 2014

Chapter : 1201 Supreme Judge Department

( In JDs )

Program 1905 Sharia Judgement								
Project		017 Judges assistants system						
Fund Source		102001 Capital (Treasury)						
Group	item	Description	Actual 2010	Estimated 2011	Re-Estimated 2011	Estimated 2012	Indicative 2013	Indicative 2014
22		Use of Goods and Services						
2211		Use of Goods and Services						
	512	Operating and maintenance Expense						
	999	n.e.c	0	10000	0	8500	0	0
		Total of Item	0	10000	0	8500	0	0
		Total of Project / Treasury	0	10000	0	8500	0	0
		Total of Program	360908	1126000	930000	603500	770000	1060000
		Total of Chapter	3840891	5789000	5593000	2643500	2390000	1580000