

## Chapter : 1301 Ministry of Foreign Affairs

- Creation:** The Ministry of Foreign Affairs was established since the formation of the first Government of Emirate of East Jordan and its role was enhanced with the nomination of first foreign minister on 6/8/1939 and works currently as per the provisions of regulatory bylaw no.(62) for the year 1999.
- Vision :** Promoting the Jordanian diplomatic activity both regionally and internationally, through reinforcing the concept of institutional work, developing diplomatic and administrative human resources in order to reach excellence and creativity in representing Jordan and delivering services to the Jordanian citizen.
- Mission:** Achieving the objectives of foreign policy of the Hashemite Kingdom of Jordan, reinforcing Jordan's key role based on moderation and tolerance in the international and regional events, as well as assuring excellence in diplomacy, professionally and effectively, in order to protect the Jordanian highest national interests.

### Tasks of the Ministry / Department:

- Contribute to drawing up and executing the foreign policy of the Kingdom.
- Represent the Kingdom at the countries and regional and international organizations in different fields.
- Protect the national rights and interests and Jordanian citizens' interests abroad.
- Promote the level of diplomatic delegates performance and enhance its role in the field of supporting the national economy through attracting investment and tourism attraction,etc.
- Enhance relations with friendly and brotherly countries.

### Ministry/Department Contribution to the Achievement of the National Objectives:

- Increase the economic competitiveness through the role of Jordanian embassies and consulates abroad.

### Major Issues and Challenges which face the Ministry / Department:

- Facing the increasing financial burdens faced by the members of diplomatic delegates due to the high costs of living internationally.
- The expropriation of leased buildings of embassies and diplomatic delegates in light of available financial capacities.
- Maintenance and updation of existing buildings for a number of embassies and diplomatic delegates.
- The completion of linking the Ministry's headquarters electronically with embassies.
- Establish new buildings for embassies and diplomatic delegates.

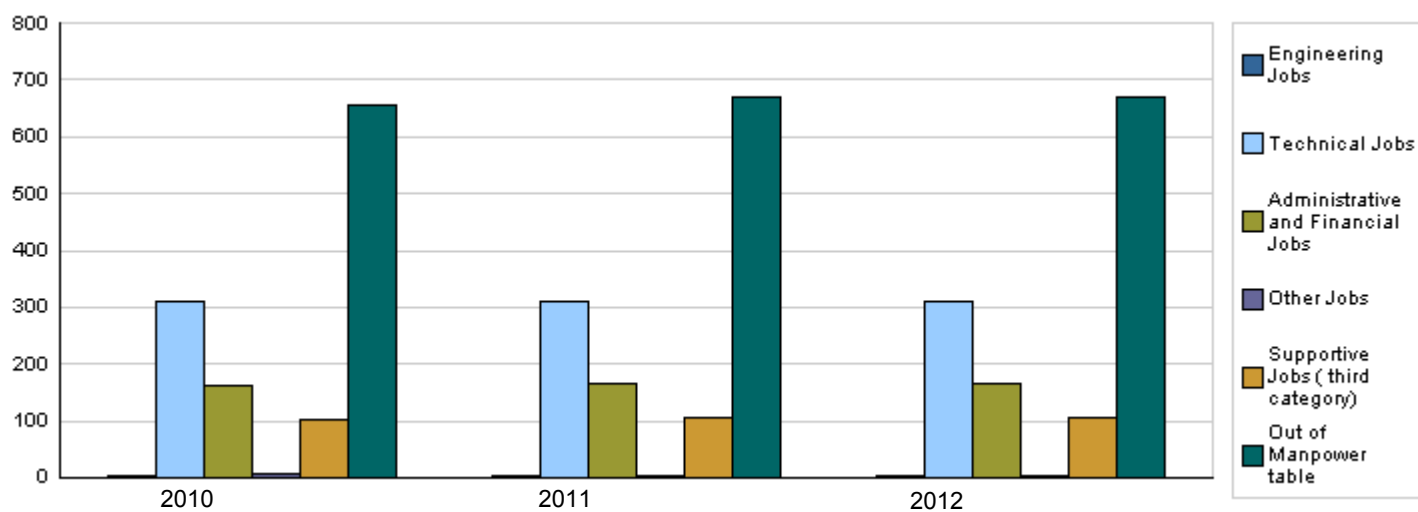
## CHAPTER : 1301 Ministry of Foreign Affairs

### Strategic Objectives and Performance Indicators of the Ministry / Department

Strategic Objective	Performance Indicator	base year	Value	Actual Value	Target Value	Primary Self Evaluation	Target Value		
				2010	2011		2011	2012	2013
1 - Developing administrative and diplomatic human resources in the Ministry.	1 Percentage of qualified employees in the Ministry.	2007	%80	%90	%95	92%	%95	%95	96%
2 - Contributing to formulating and executing the Kingdom's foreign policy, and protecting the highest national rights and interests of the country and its people living abroad.	1 Number of Jordanian diplomatic delegations.	2007	52	52	54	53	54	55	56
	2 Number of Jordanian honorary consulates.	2007	62	62	62	62	62	62	62
	3 Number of diplomatic delegations accredited at the Royal Court.	2007	118	118	118	118	118	118	119
	4 Number of honorary consulates accredited at the Royal Court.	2007	49	49	49	49	49	49	50

### Number of Staff of the Ministry / Department

Group	Job	Actual 2010			Primary 2011			Estimated 2012		
		Male	Female	Total	Male	Female	Total	Male	Female	Total
Engineering Jobs		2	0	2	2	0	2	2	0	2
Technical Jobs	Diplomatic jobs	249	42	291	251	40	291	249	42	291
	Follow up employees for emb	6	3	9	6	3	9	6	3	9
	Follow up employees for forei	4	3	7	4	3	7	4	3	7
	Local Administration jobs	2	1	3	2	1	3	2	1	3
Administrative and Financial Jobs		95	67	162	98	67	165	98	67	165
Other Jobs		3	3	6	5	0	5	5	0	5
Supportive Jobs ( third category)		83	19	102	87	19	106	87	19	106
<b>Total</b>		<b>444</b>	<b>138</b>	<b>582</b>	<b>455</b>	<b>133</b>	<b>588</b>	<b>453</b>	<b>135</b>	<b>588</b>
Out of Manpower table	Local employees in embassie	480	174	654	490	179	669	490	180	670
<b>Grand Total</b>		<b>924</b>	<b>312</b>	<b>1236</b>	<b>945</b>	<b>312</b>	<b>1257</b>	<b>943</b>	<b>315</b>	<b>1258</b>
<b>Total Cost of Salaries</b>		<b>18911123</b>	<b>6337372</b>	<b>25248495</b>	<b>20100208</b>	<b>6628792</b>	<b>26729000</b>	<b>20202642</b>	<b>6645858</b>	<b>26848500</b>



## Key Information of the Ministry / Department

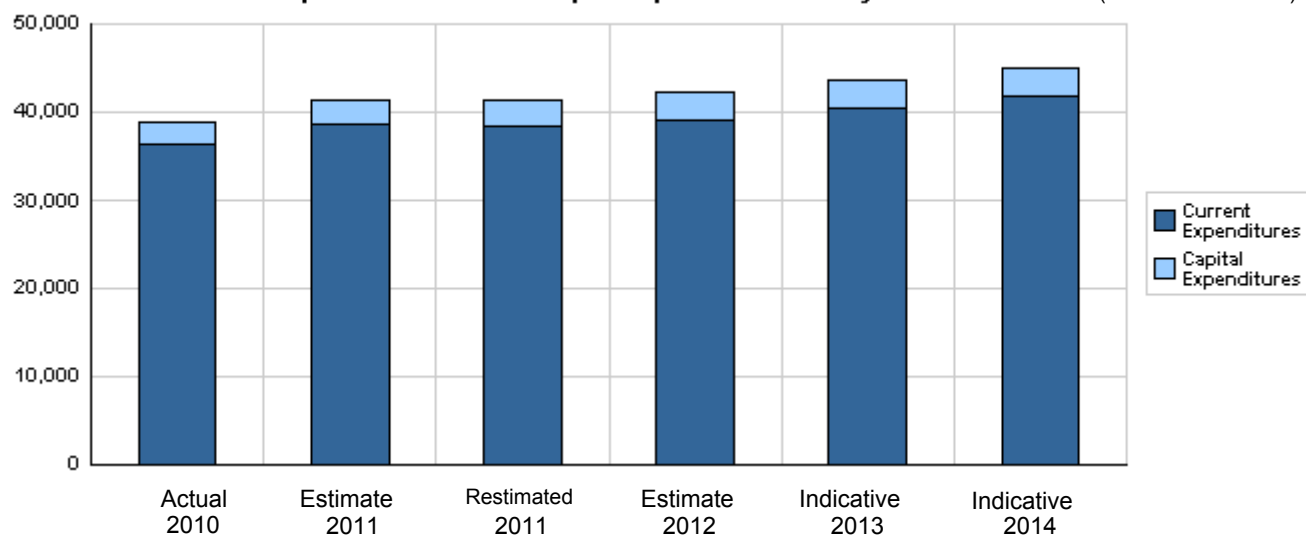
No.	Description	2008	2009	2010	2011	2012
1	Number of Jordanian diplomatic delegates abroad.	52	52	52	53	54
2	Number of Jordanian honorary consulates abroad.	62	62	62	62	62
3	Number of missions accredited at the Royal Court.	118	118	118	125	125
4	Number of honorary consulates accredited at the Royal Court.	49	49	49	50	52
5	Number of embassies connected with the center of the Ministry electronically.	5	5	30	30	30
6	Number of agreements signed with the brotherly and friendly countries.	8	8	12	25	14
7	Number of international organizations approved in Jordan	39	39	42	42	42

**Overall Summary of Expenditures for Chapter 1301- Ministry of Foreign Affairs**  
for the years 2010 - 2014

( In JDs )

Description		Actual 2010	Estimate 2011	Re_Estimate 2011	Estimate 2012	Indicative 2013	Indicative 2014
<b>Group</b>	<b>Current Expenditures</b>						
2111	Salaries, Wages and allowances	24,879,433	26,327,100	26,309,100	26,398,500	27,195,500	27,988,500
2121	Social Security Contributions	369,062	419,900	419,900	450,000	480,000	530,000
2211	Use of Goods and Services	10,567,973	11,135,000	11,135,000	11,505,500	12,122,500	12,645,500
2511	Subsidies to public corporations	400,000	400,000	400,000	400,000	400,000	400,000
2821	Other current expenses	227,670	250,000	250,000	265,000	275,000	285,000
<b>Total current expenditures</b>		<b>36,444,138</b>	<b>38,532,000</b>	<b>38,514,000</b>	<b>39,019,000</b>	<b>40,473,000</b>	<b>41,849,000</b>
<b>Capital Expenditures</b>							
2211	Use of Goods and Services	1,089,091	1,320,000	1,260,800	1,112,500	1,480,000	1,505,000
2822	Other Capital expenditures	47	10,000	10,000	10,000	10,000	10,000
3111	Buildings and Constructions	568,061	850,000	825,000	1,485,000	869,000	831,000
3112	Machinery and Equipment	488,897	714,200	654,200	565,000	695,000	700,000
3113	Other Fixed Assets	254,147	25,000	25,000	15,000	20,000	20,000
<b>Total capital expenditures</b>		<b>2,400,243</b>	<b>2,919,200</b>	<b>2,775,000</b>	<b>3,187,500</b>	<b>3,074,000</b>	<b>3,066,000</b>
<b>Treasury</b>		<b>2,400,243</b>	<b>2,919,200</b>	<b>2,775,000</b>	<b>3,187,500</b>	<b>3,074,000</b>	<b>3,066,000</b>
<b>Total current and capital expenditures</b>		<b>38,844,381</b>	<b>41,451,200</b>	<b>41,289,000</b>	<b>42,206,500</b>	<b>43,547,000</b>	<b>44,915,000</b>

**Graph of the current and capital expenditures for the years 2010 - 2014** ( Thousands of JDs )

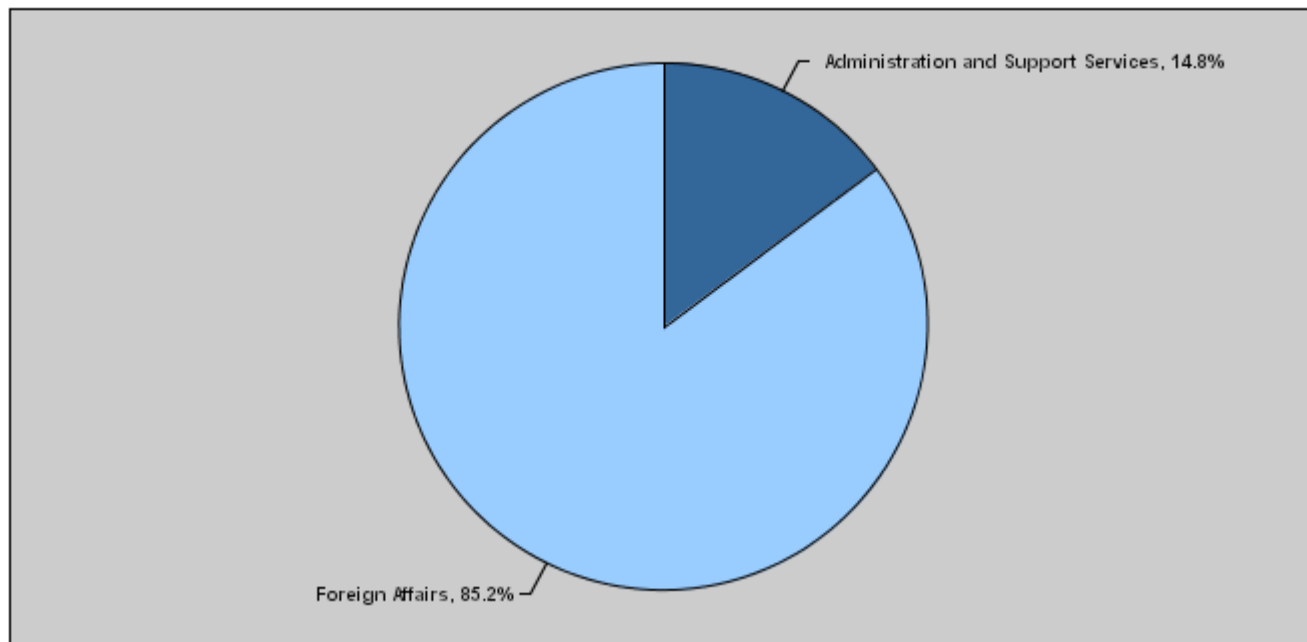


**Budget of Chapter 1301 - Ministry of Foreign Affairs  
For the Year 2012 Distributed According to Program**

( InJDs )

Prog.	Description	Current Expenditures	Capital Expenditure	Total Expenditure
2001	Administration and Support Services	6,105,500	160,000	6,265,500
2005	Foreign Affairs	32,913,500	3,027,500	35,941,000
	<b>Total</b>	<b>39,019,000</b>	<b>3,187,500</b>	<b>42,206,500</b>

**Total Expenditures for the Year 2012 Distributed According to Program**



**Estimated Allocations For Females distributed according to Programs for the Years 2010 - 2014**

Program	2010	2011	2012	2013	2014
2001 Administration and Support Services	1763837	2029368	2140380	2357850	2502720
2005 Foreign Affairs	508624	590625	787500	646650	644850
<b>Total</b>	<b>2272461</b>	<b>2619993</b>	<b>2927880</b>	<b>3004500</b>	<b>3147570</b>

Budget Chapter 1301 - Ministry of Foreign Affairs Distributed According to the Program

2001	Administration and Support Services Program
------	---

Objective of the program :

To prepare work requirements through the administrative efforts, provide support in the regulatory, financial, technical and supportive services fields, and develop the staff's capacities either working in the diplomatic field or in the headquarter.

The strategic objective related to the program :

To develop the administrative and diplomatic human resources in the Ministry.

Directorates associated with the program :

- 1- Financial and administrative affairs.
- 2- Legal affairs.
- 3- Internal control unit.
- 4- Information and computer unit.

Services provided by the program :

- 1- Provide the necessary administrative services.
- 2- Regulate the financial transactions of the Ministry and the embassies abroad.
- 3- Train and qualify human staffs.
- 4- Provide the technical support in the Ministry and linkage with embassies.
- 5- Facilitate coordination process and exchange data internally and externally.

Staff working in the program :

The program is implemented through a functional staff in 2011 estimated with ( 270 ) staff, including ( 181 ) males and ( 89 ) females .

Performance Measurement Indicators for program

Performance Measurement Indicator	Base Year	Value	Actual value	Target Value	First Self Evaluation	Target			
			2010	2011	2011	2012	2013	2014	
			1	Number of embassies. electronically connected with the ministry's headquarters.	2007	5	30	40	30
2	Number of employees participating in internal and external training courses.	2007	191	250	280	95	105	120	120

Appropriations OF Administration and Support Services Program as Per Activities and Projects.

( In JDs )

Activities and Projects	Actual	Estimate	Re_Estimate	Estimate	Indicative	
	2010	2011	2011	2012	2013	2014
<b>Current Expenditures</b>	5,344,962	6,149,600	6,149,600	6,105,500	6,404,500	6,843,500
601   Administrative and Support Service	5,344,962	6,149,600	6,149,600	6,105,500	6,404,500	6,843,500
<b>Capital Expenditures</b>	139,690	209,200	209,200	160,000	200,000	200,000
001   Administration Project	139,690	209,200	209,200	160,000	200,000	200,000
Program / Treasury	139,690	209,200	209,200	160,000	200,000	200,000
<b>Total Program</b>	<b>5,484,652</b>	<b>6,358,800</b>	<b>6,358,800</b>	<b>6,265,500</b>	<b>6,604,500</b>	<b>7,043,500</b>

Budget Chapter 1301 - Ministry of Foreign Affairs Distributed According to the Program

2005	Foreign Affairs Program
<u>Objective of the program :</u>	
To contribute to implementing the foreign policy of the Kingdom and to protect the higher national rights and interests of the country and its nationals abroad.	
<u>The strategic objective related to the program :</u>	
To contribute to implementing the foreign policy of the Kingdom and to protect the higher national rights and interests of the country and its nationals abroad.	
<u>Directorates associated with the program :</u>	
1- International affairs. 2- Arab affairs. 3- European partnership unit.	
<u>Services provided by the program :</u>	
1- Contact with embassies and consulates abroad. 2- Contact with embassies, consulates, and international organizations in Jordan. 3- Follow up the affairs of citizens abroad through the Jordanian embassies and consulates. 4- Provide information and reply to inquiries for any authority about its interests abroad through the Jordanian embassies and consulates.	
<u>Staff working in the program :</u>	
The program is implemented through a functional staff in 2011 estimated with ( 987 ) staff, including ( 764 ) males and ( 223 ) females .	

Performance Measurement Indicators for program									
Performance Measurement Indicator		Base Year	Value	Actual value	Target Value	First Self Evaluation	Target		
				2010	2011		2011	2012	2013
1	Number of conferences and symposiums held in the embassies.	2007	13	18	20	19	20	21	21
2	Number of the International agreements signed by brotherly and friendly countries.	2007	8	12	14	55	20	20	22
3	Number of international organizations accredited in Jordan.	2007	39	42	45	42	42	42	43

Appropriations OF Foreign Affairs Program as Per Activities and Projects. ( In JDs )							
Activities and Projects		Actual	Estimate	Re_Estimate	Estimate	Indicative	
		2010	2011	2011	2012	2013	2014
Current Expenditures		31,099,176	32,382,400	32,364,400	32,913,500	34,068,500	35,005,500
601	Embassies	31,099,176	32,382,400	32,364,400	32,913,500	34,068,500	35,005,500
Capital Expenditures		2,260,553	2,710,000	2,565,800	3,027,500	2,874,000	2,866,000
001	Foreign Affairs Program Administrat	1,016,040	1,560,000	1,440,800	1,447,500	1,915,000	1,945,000
002	Constructing buildings for the Jordan	349,028	300,000	300,000	430,000	0	0
003	Finishing the maintenance of the Em	177,202	25,000	25,000	0	0	0
004	Building the house of Head of diplom	219,033	170,000	170,000	550,000	174,000	0
005	Constructing the building of Jordan E	0	25,000	0	0	0	0
006	Embassadors forum	0	0	0	100,000	100,000	100,000
008	Opening an Embassy for the Kingdom	499,250	280,000	280,000	0	0	0
009	Establish Jordanian Embassy buildin	0	350,000	350,000	500,000	685,000	821,000
Program / Treasury		2,260,553	2,710,000	2,565,800	3,027,500	2,874,000	2,866,000
Total Program		33,359,729	35,092,400	34,930,200	35,941,000	36,942,500	37,871,500

**Vision** Promoting the Jordanian diplomatic activity both regionally and internationally, through reinforcing the concept of institutional work, developing diplomatic and administrative human resources in order to reach excellence and creativity in representing Jordan and delivering services to the Jordanian citizen.

**Mission** Achieving the objectives of foreign policy of the Hashemite Kingdom of Jordan, reinforcing Jordan's key role based on moderation and tolerance in the international and regional events, as well as assuring excellence in diplomacy, professionally and effectively, in order to protect the Jordanian highest national interests.

**Legal Framework :** Provisions of the Organizational Regulation No. (62) for the year 1999.

**Strategic Plan :**

Preparation Year :2008

Period Covered By The Plan :2010-2013

Strategic Objectives / Performance Indicators										
Strategic Objectives Description	Performance Measurement Indicators		Base Value		Actual Value	Target Value	Initial Internal Evaluatio	Target		
			Base Year	Value				2010	2011	2012
			1 - Developing administrative and diplomatic human resources in the Ministry.	1	Percentage of qualified employees in the Ministry.	2007	%80	%90	%95	92%
2 - Contributing to formulating and executing the Kingdom's foreign policy, and protecting the highest national rights and interests of the country and its people living abroad.	1	Number of Jordanian diplomatic delegations.	2007	52	52	54	53	54	55	56
	2	Number of Jordanian honorary consulates.	2007	62	62	62	62	62	62	62
	3	Number of diplomatic delegations accredited at the Royal Court.	2007	118	118	118	118	118	118	119
	4	Number of honorary consulates accredited at the Royal Court.	2007	49	49	49	49	49	49	50

Programs / Performance Indicators												
Goal	Programs		Description of Performance Indicators		Base Value		Actual Value	Target Value	Initial Internal	Target		
					Base Year	Value				2010	2011	2011
					1	2001	Administration and Support Services	1	Number of embassies, electronically connected with the ministry's headquarters.	2007	5	30
2	Number of employees participating in internal and external training courses.	2007	191	250				280	95	105	120	120
2	2005	Foreign Affairs	1	Number of conferences and symposiums held in the embassies.	2007	13	18	20	19	20	21	21
			2	Number of the International agreements signed by brotherly and friendly countries.	2007	8	12	14	55	20	20	22
			3	Number of international organizations accredited in Jordan.	2007	39	42	45	42	42	42	43

Programs Appropriations										
Goal	Programs			Actual	Estimated	Restemated	Estimated	Indecative	Indecative	
				2010	2011	2011	2012	2013	2014	
1	2001	Administration and Support Services	Current	5344962	6149600	6149600	6105500	6404500	6843500	
			Capital	139690	209200	209200	160000	200000	200000	
			<b>Total</b>	<b>5484652</b>	<b>6358800</b>	<b>6358800</b>	<b>6265500</b>	<b>6604500</b>	<b>7043500</b>	
2	2005	Foreign Affairs	Current	31099176	32382400	32364400	32913500	34068500	35005500	
			Capital	2260553	2710000	2565800	3027500	2874000	2866000	
			<b>Total</b>	<b>33359729</b>	<b>35092400</b>	<b>34930200</b>	<b>35941000</b>	<b>36942500</b>	<b>37871500</b>	
			Total of Current	36444138	38532000	38514000	39019000	40473000	41849000	
			Total of Capital	2400243	2919200	2775000	3187500	3074000	3066000	
			<b>Total of Chapter</b>	<b>38844381</b>	<b>41451200</b>	<b>41289000</b>	<b>42206500</b>	<b>43547000</b>	<b>44915000</b>	



## Current Activities Appropriations

Prog.	Projects		Actual	Estimated	Restemated	Estimated	Indecative	Indecative
			2010	2011	2011	2012	2013	2014
2001	601	Administrative and Support Services	5344962	6149600	6149600	6105500	6404500	6843500
		Total of Program	5344962	6149600	6149600	6105500	6404500	6843500
2005	601	Embassies	31099176	32382400	32364400	32913500	34068500	35005500
		Total of Program	31099176	32382400	32364400	32913500	34068500	35005500
		Total	36444138	38532000	38514000	39019000	40473000	41849000

## Capital Projects Appropriations

Prog.	Projects		Actual	Estimated	Restemated	Estimated	Indecative	Indecative
			2010	2011	2011	2012	2013	2014
2001	001	Administration Project	139690	209200	209200	160000	200000	200000
		Total of Program	139690	209200	209200	160000	200000	200000
2005	001	Foreign Affairs Program Administration Project	1016040	1560000	1440800	1447500	1915000	1945000
	002	Constructing buildings for the Jordanian Embassy/Islam Abad	349028	300000	300000	430000	0	0
	003	Finishing the maintenance of the Embassy's offices building/Washingto	177202	25000	25000	0	0	0
	004	Building the house of Head of diplomatic delegation in Dubai	219033	170000	170000	550000	174000	0
	005	Constructing the building of Jordan Embassy and residence for the hea	0	25000	0	0	0	0
	006	Embassadors forum	0	0	0	100000	100000	100000
	008	Opening an Embassy for the Kingdom in Seoul	499250	280000	280000	0	0	0
	009	Establish Jordanian Embassy building in Beirut	0	350000	350000	500000	685000	821000
		Total of Program	2260553	2710000	2565800	3027500	2874000	2866000
		Total	2400243	2919200	2775000	3187500	3074000	3066000

# Overall Summary of Current Expenditures for the years 2010 - 2014

Chapter: 1301 Ministry of Foreign Affairs

( In JDs )

Group	Item	Description	Actual 2010	Estimated 2011	Restimated 2011	Estimated 2012	Indicative 2013	Indicative 2014
21		Compensations of Employees						
2111		Salaries, Wages and allowances						
	101	Classified Employees' Salaries	1668196	1750000	1750000	1650000	1735000	1800000
	102	Permanent Unclassified Employees' Salarie	182078	220000	220000	185000	200000	225000
	103	Contract Employees' Salaries	9137990	9850000	9850000	10240000	10510000	10770000
	105	Personal Cost of Living Allowance	582234	762100	744100	730000	760000	850000
	106	Family Allowance	62188	75000	75000	63000	73000	81000
	107	Basic Allowance	256801	280000	280000	290000	300000	340000
	111	Additional Allowance	25666	30000	30000	34500	39500	44500
	112	Other Allowances	12341185	12535000	12535000	12386000	12688000	12940000
	113	Transportation Allowance	70355	95000	95000	95000	110000	120000
	114	Transport Allowance	260646	325000	325000	320000	375000	413000
	116	Employees' bonuses	292094	405000	405000	405000	405000	405000
<b>Total</b>			24879433	26327100	26309100	26398500	27195500	27988500
2121		Social Security Contributions						
	301	Social Security	369062	419900	419900	450000	480000	530000
<b>Total</b>			369062	419900	419900	450000	480000	530000
22		Use of Goods and Services						
2211		Use of Goods and Services						
	201	Rents	5411393	5562000	5562000	6017000	6357000	6464000
	202	Telecommunications Services	727941	670000	670000	670000	685000	725000
	203	Water	141527	145000	145000	150000	162000	175000
	204	Electricity	637960	595000	595000	596000	625000	655000
	205	Fuels	544086	526000	526000	530000	550000	594000
	206	Maintenance of Machines, furniture and acc	116268	135000	135000	145000	155000	170000
	207	Maintenance of Vehicles, Heavy Duty Machi	154450	190000	190000	179500	179500	204500
	208	Repair and maintenance of buildings and ac	154843	165000	165000	155000	165000	175000
	209	Office Supplies	252979	280000	280000	250000	261000	281000
	210	Raw materials ( Medicines, Clothes, Food, F	4292	15000	15000	23000	25000	30000
	211	Cleaning Services and supplies ( including	192451	225000	225000	225000	235000	250000
	212	Insurance	248806	280000	280000	280000	285000	310000
	213	Official Travel Missions	277392	280000	280000	290000	320000	355000
	214	Other goods and services expenses	1703585	2067000	2067000	1995000	2118000	2257000
<b>Total</b>			10567973	11135000	11135000	11505500	12122500	12645500
25		Subsidies						
2511		Subsidies to public corporations						
	304	Subsidies to nonfinancial public corporatio	400000	400000	400000	400000	400000	400000
<b>Total</b>			400000	400000	400000	400000	400000	400000
28		Other expenditures						
2821		Other current expenses						
	303	Scientific Scholarships and Training Course	129336	145000	145000	140000	140000	145000
	305	Non-Employees' Bonuses	98334	105000	105000	125000	135000	140000
<b>Total</b>			227670	250000	250000	265000	275000	285000
<b>Total of Chapter</b>			36444138	38532000	38514000	39019000	40473000	41849000

Current Expenditures According to Program and Activities For The Years 2010 - 2014

Chapter : 1301 - Ministry of Foreign Affairs

(In JDs)

Program : 2001 - Administration and Support Services								
Activity : 601 - Administrative and Support Services								
Group	Item	Description	Actual 2010	Estimated 2011	Re-estimated 2011	Estimated 2012	Indicative 2013	Indicative 2014
21		Compensations of Employees						
2111		Salaries, Wages and allowances						
	101	Classified Employees' Salaries	550460	600000	600000	600000	625000	650000
	102	Permanent Unclassified Employees' Salaries	182078	220000	220000	185000	200000	225000
	103	Contract Employees' Salaries	30694	50000	50000	50000	70000	80000
	105	Personal Cost of Living Allowance	453867	542100	542100	545000	575000	645000
	106	Family Allowance	33990	45000	45000	35000	40000	45000
	107	Basic Allowance	256801	280000	280000	290000	300000	340000
	111	Additional Allowance	25666	30000	30000	34500	39500	44500
	112	Other Allowances	852648	900000	900000	750000	750000	820000
	113	Transportation Allowance	70355	95000	95000	95000	110000	120000
	114	Transport Allowance	35635	55000	55000	40000	55000	73000
	116	Employees' bonuses	292094	405000	405000	405000	405000	405000
		<b>Total</b>	<b>2784288</b>	<b>3222100</b>	<b>3222100</b>	<b>3029500</b>	<b>3169500</b>	<b>3447500</b>
2121		Social Security Contributions						
	301	Social Security	79967	97500	97500	120000	130000	140000
		<b>Total</b>	<b>79967</b>	<b>97500</b>	<b>97500</b>	<b>120000</b>	<b>130000</b>	<b>140000</b>
22		Use of Goods and Services						
2211		Use of Goods and Services						
	201	Rents	1776	12000	12000	12000	12000	12000
	202	Telecommunications Services	203776	200000	200000	200000	215000	230000
	203	Water	4093	15000	15000	20000	22000	25000
	204	Electricity	139048	125000	125000	126000	135000	145000
	205	Fuels	46978	76000	76000	80000	90000	105000
	206	Maintenance of Machines, furniture and acc	17396	25000	25000	35000	45000	50000
	207	Maintenance of Vehicles, Heavy Duty Machin	10068	30000	30000	40000	40000	50000
	208	Repair and maintenance of buildings and acc	34914	35000	35000	25000	35000	35000
	209	Office Supplies	99155	100000	100000	100000	110000	120000
	210	Raw materials ( Medicines, Clothes, Food, Fi	4020	10000	10000	18000	20000	25000
	211	Cleaning Services and supplies ( including c	59027	65000	65000	65000	65000	70000
	212	Insurance	5507	30000	30000	30000	35000	40000
	213	Official Travel Missions	163195	160000	160000	170000	190000	210000
	214	Other goods and services expenses	1101802	1342000	1342000	1420000	1471000	1514000
	001	Events and hospitality	14772	16000	16000	20000	25000	28000
	006	Medical treatments	760282	900000	900000	950000	950000	950000
	008	Ads and subscriptions	16775	20000	20000	19000	20000	20000
	011	Negotiations Coordination Office	31367	45000	45000	40000	45000	50000
	013	Services, security and guards contracts	54472	60000	60000	60000	65000	70000
	014	Shipment and Clearance Fees	146983	160000	160000	160000	170000	180000
	015	Movement wages	51210	40000	40000	50000	60000	65000
	023	Translation expenses	0	1000	1000	1000	1000	1000
	999	n.e.c	25941	100000	100000	120000	135000	150000
		<b>Total</b>	<b>1890755</b>	<b>2225000</b>	<b>2225000</b>	<b>2341000</b>	<b>2485000</b>	<b>2631000</b>
25		Subsidies						
2511		Subsidies to public corporations						
	304	Subsidies to nonfinancial public corporation	400000	400000	400000	400000	400000	400000
	047	Jordan Diplomatic Institute	400000	400000	400000	400000	400000	400000
		<b>Total</b>	<b>400000</b>	<b>400000</b>	<b>400000</b>	<b>400000</b>	<b>400000</b>	<b>400000</b>
28		Other expenditures						
2821		Other current expenses						
	303	Scientific Scholarships and Training Course	129035	140000	140000	135000	135000	140000
	305	Non-Employees' Bonuses	60917	65000	65000	80000	85000	85000
		<b>Total</b>	<b>189952</b>	<b>205000</b>	<b>205000</b>	<b>215000</b>	<b>220000</b>	<b>225000</b>
		<b>Total of Activity</b>	<b>5344962</b>	<b>6149600</b>	<b>6149600</b>	<b>6105500</b>	<b>6404500</b>	<b>6843500</b>
		<b>Total of Program</b>	<b>5344962</b>	<b>6149600</b>	<b>6149600</b>	<b>6105500</b>	<b>6404500</b>	<b>6843500</b>

**Current Expenditures According to Program and Activities For The Years 2010 - 2014**

Chapter : 1301 - Ministry of Foreign Affairs

(In JDs)

Program : 2005 - Foreign Affairs								
Activity : 601 - Embassies								
Group	Item	Description	Actual 2010	Estimated 2011	Re-estimated 2011	Estimated 2012	Indicative 2013	Indicative 2014
21		<b>Compensations of Employees</b>						
2111		<b>Salaries, Wages and allowances</b>						
	101	Classified Employees' Salaries	1117736	1150000	1150000	1050000	1110000	1150000
	103	Contract Employees' Salaries	9107296	9800000	9800000	10190000	10440000	10690000
	105	Personal Cost of Living Allowance	128367	220000	202000	185000	185000	205000
	106	Family Allowance	28198	30000	30000	28000	33000	36000
	112	Other Allowances	11488537	11635000	11635000	11636000	11938000	12120000
	114	Transport Allowance	225011	270000	270000	280000	320000	340000
		<b>Total</b>	<b>22095145</b>	<b>23105000</b>	<b>23087000</b>	<b>23369000</b>	<b>24026000</b>	<b>24541000</b>
2121		<b>Social Security Contributions</b>						
	301	Social Security	289095	322400	322400	330000	350000	390000
		<b>Total</b>	<b>289095</b>	<b>322400</b>	<b>322400</b>	<b>330000</b>	<b>350000</b>	<b>390000</b>
22		<b>Use of Goods and Services</b>						
2211		<b>Use of Goods and Services</b>						
	201	Rents	5409617	5550000	5550000	6005000	6345000	6452000
	202	Telecommunications Services	524165	470000	470000	470000	470000	495000
	203	Water	137434	130000	130000	130000	140000	150000
	204	Electricity	498912	470000	470000	470000	490000	510000
	205	Fuels	497108	450000	450000	450000	460000	489000
	206	Maintenance of Machines, furniture and acce	98872	110000	110000	110000	110000	120000
	207	Maintenance of Vehicles, Heavy Duty Machin	144382	160000	160000	139500	139500	154500
	208	Repair and maintenance of buildings and acc	119929	130000	130000	130000	130000	140000
	209	Office Supplies	153824	180000	180000	150000	151000	161000
	210	Raw materials ( Medicines, Clothes, Food, Fi	272	5000	5000	5000	5000	5000
	211	Cleaning Services and supplies ( including c	133424	160000	160000	160000	170000	180000
	212	Insurance	243299	250000	250000	250000	250000	270000
	213	Official Travel Missions	114197	120000	120000	120000	130000	145000
	214	Other goods and services expenses	601783	725000	725000	575000	647000	743000
	001	Events and hospitality	53974	100000	100000	40000	65000	90000
	008	Ads and subscriptions	16788	20000	20000	10000	12000	13000
	010	Fees and Commissions	39799	40000	40000	40000	50000	55000
	012	Cars, apparatus and machines rent allowanc	34955	45000	45000	35000	40000	55000
	014	Shipment and Clearance Fees	95099	115000	115000	100000	115000	130000
	015	Movement wages	221970	220000	220000	220000	220000	235000
	023	Translation expenses	66	5000	5000	5000	5000	5000
	999	n.e.c	139132	180000	180000	125000	140000	160000
		<b>Total</b>	<b>8677218</b>	<b>8910000</b>	<b>8910000</b>	<b>9164500</b>	<b>9637500</b>	<b>10014500</b>
28		<b>Other expenditures</b>						
2821		<b>Other current expenses</b>						
	303	Scientific Scholarships and Training Course	301	5000	5000	5000	5000	5000
	305	Non-Employees' Bonuses	37417	40000	40000	45000	50000	55000
		<b>Total</b>	<b>37718</b>	<b>45000</b>	<b>45000</b>	<b>50000</b>	<b>55000</b>	<b>60000</b>
		<b>Total of Activity</b>	<b>31099176</b>	<b>32382400</b>	<b>32364400</b>	<b>32913500</b>	<b>34068500</b>	<b>35005500</b>
		<b>Total of Program</b>	<b>31099176</b>	<b>32382400</b>	<b>32364400</b>	<b>32913500</b>	<b>34068500</b>	<b>35005500</b>
		<b>Total of Chapter</b>	<b>36444138</b>	<b>38532000</b>	<b>38514000</b>	<b>39019000</b>	<b>40473000</b>	<b>41849000</b>

# Overall Summary of Capital Expenditures For The Years 2010 - 2014

chapter : 1301 Ministry of Foreign Affairs

( In JDs )

Group	Item	Description	Actual 2010	Estimated 2011	Re-Estimated 2011	Estimated 2012	Indicative 2013	Indicative 2014
		Expenditures						
22		Use of Goods and Services						
2211		Use of Goods and Services						
	510	Buildings and facilities repair and mainten	764841	760000	700800	735000	1060000	1060000
	512	Operating and maintenance Expenses	324250	560000	560000	377500	420000	445000
Total			1089091	1320000	1260800	1112500	1480000	1505000
28		Other expenditures						
2822		Other Capital expenditures						
	504	Studies, Researches and Consultations	47	10000	10000	10000	10000	10000
Total			47	10000	10000	10000	10000	10000
		Fixed Assets						
31		Non-financial Assets						
3111		Buildings and Constructions						
	508	Works and Constructions	568061	850000	825000	1485000	869000	831000
Total			568061	850000	825000	1485000	869000	831000
3112		Machinery and Equipment						
	505	Equipments, Machines and Apparatus	413897	714200	654200	565000	695000	700000
	506	Vehicles and Heavy Duty Machines	75000	0	0	0	0	0
Total			488897	714200	654200	565000	695000	700000
3113		Other Fixed Assets						
	511	Equipping and furnishing	254147	25000	25000	15000	20000	20000
Total			254147	25000	25000	15000	20000	20000
<b>Total of Chapter</b>			<b>2400243</b>	<b>2919200</b>	<b>2775000</b>	<b>3187500</b>	<b>3074000</b>	<b>3066000</b>

# Capital Expenditures According to Program and Projects For the years 2010 - 2014

Chapter : 1301 Ministry of Foreign Affairs

( In JDs )

Program 2001 Administration and Support Services								
Project		001 Administration Project						
Fund Source		102001 Capital (Treasury)						
Group	item	Description	Actual 2010	Estimated 2011	Re-Estimated 2011	Estimated 2012	Indicative 2013	Indicative 2014
22		Use of Goods and Services						
2211		Use of Goods and Services						
	510	Buildings and facilities repair and mai						
	008	Miscellaneous buildings maintena	2590	10000	10000	10000	25000	25000
	009	Miscellaneous buildings repair an	3137	25000	25000	25000	35000	35000
		Total of Item	5727	35000	35000	35000	60000	60000
31		Non-financial Assets						
3111		Buildings and Constructions						
	508	Works and Constructions						
	014	Miscellaneous Buildings Extensio	0	5000	5000	5000	10000	10000
		Total of Item	0	5000	5000	5000	10000	10000
3112		Machinery and Equipment						
	505	Equipments, Machines and Apparatu						
	001	Computers and accessories	89215	55200	55200	60000	65000	65000
	006	General Safety Apparatus and Equ	840	10000	10000	10000	10000	10000
	048	Passports printers	39869	79000	79000	35000	35000	35000
		Total of Item	129924	144200	144200	105000	110000	110000
3113		Other Fixed Assets						
	511	Equipping and furnishing						
	006	Buildings and Facilities Furnishin	4039	25000	25000	15000	20000	20000
		Total of Item	4039	25000	25000	15000	20000	20000
		Total of Project / Treasury	139690	209200	209200	160000	200000	200000
		Total of Program	139690	209200	209200	160000	200000	200000

# Capital Expenditures According to Program and Projects For the years 2010 - 2014

Chapter : 1301 Ministry of Foreign Affairs

( In JDs )

Program 2005 Foreign Affairs								
Project		001 Foreign Affairs Program Administration Project						
Fund Source		102001 Capital (Treasury)						
Group	item	Description	Actual 2010	Estimated 2011	Re-Estimated 2011	Estimated 2012	Indicative 2013	Indicative 2014
22		Use of Goods and Services						
2211		Use of Goods and Services						
	510	Buildings and facilities repair and mai						
	008	Miscellaneous buildings maintena	581912	700000	640800	700000	1000000	1000000
		Total of Item	581912	700000	640800	700000	1000000	1000000
	512	Operating and maintenance Expense						
	004	Electricity	0	45000	45000	45000	50000	60000
	005	Fuels	0	65000	65000	65000	70000	80000
	006	Apparatus, machines and equipm	0	45000	45000	45000	50000	55000
	013	Services Contracts	0	125000	125000	122500	150000	150000
		Total of Item	0	280000	280000	277500	320000	345000
28		Other expenditures						
2822		Other Capital expenditures						
	504	Studies, Researches and Consultation						
	015	Studies and consultations and En	47	10000	10000	10000	10000	10000
		Total of Item	47	10000	10000	10000	10000	10000
31		Non-financial Assets						
3112		Machinery and Equipment						
	505	Equipments, Machines and Apparatu						
	001	Computers and accessories	73541	100000	85000	85000	100000	100000
	003	Office apparatus and equipment	20483	100000	85000	85000	100000	100000
	006	General Safety Apparatus and Equ	147749	150000	135000	100000	150000	150000
	012	Air Conditioners	34141	90000	75000	75000	90000	90000
	019	Communcation Devices	8059	40000	40000	25000	45000	50000
	999	n.e.c	0	90000	90000	90000	100000	100000
		Total of Item	283973	570000	510000	460000	585000	590000
3113		Other Fixed Assets						
	511	Equipping and furnishing						
	006	Buildings and Facilities Furnishin	150108	0	0	0	0	0
		Total of Item	150108	0	0	0	0	0
		Total of Project / Treasury	1016040	1560000	1440800	1447500	1915000	1945000
Project		002 Constructing buildings for the Jordanian Embassy/Islam Abad						
Fund Source		102001 Capital (Treasury)						
Group	item	Description	Actual 2010	Estimated 2011	Re-Estimated 2011	Estimated 2012	Indicative 2013	Indicative 2014
31		Non-financial Assets						
3111		Buildings and Constructions						
	508	Works and Constructions						
	013	Miscellaneous Buildings Construc	349028	300000	300000	430000	0	0
		Total of Item	349028	300000	300000	430000	0	0
		Total of Project / Treasury	349028	300000	300000	430000	0	0
Project		003 Finishing the maintenance of the Embassy's offices building/Washington						
Fund Source		102001 Capital (Treasury)						
Group	item	Description	Actual 2010	Estimated 2011	Re-Estimated 2011	Estimated 2012	Indicative 2013	Indicative 2014
22		Use of Goods and Services						
2211		Use of Goods and Services						
	510	Buildings and facilities repair and mai						
	009	Miscellaneous buildings repair an	177202	25000	25000	0	0	0
		Total of Item	177202	25000	25000	0	0	0
		Total of Project / Treasury	177202	25000	25000	0	0	0

Capital Expenditures According to Program and Projects For the years 2010 - 2014

Chapter : 1301 Ministry of Foreign Affairs

( In JDs )

Program 2005 Foreign Affairs								
Project		004 Building the house of Head of diplomatic delegation in Dubai						
Fund Source		102001 Capital (Treasury)						
Group	item	Description	Actual 2010	Estimated 2011	Re-Estimated 2011	Estimated 2012	Indicative 2013	Indicative 2014
31		Non-financial Assets						
3111		Buildings and Constructions						
	508	Works and Constructions						
	013	Miscellaneous Buildings Construc	219033	170000	170000	550000	174000	0
		Total of Item	219033	170000	170000	550000	174000	0
		Total of Project / Treasury	219033	170000	170000	550000	174000	0
Project		005 Constructing the building of Jordan Embassy and residence for the head of delegation						
Fund Source		102001 Capital (Treasury)						
Group	item	Description	Actual 2010	Estimated 2011	Re-Estimated 2011	Estimated 2012	Indicative 2013	Indicative 2014
31		Non-financial Assets						
3111		Buildings and Constructions						
	508	Works and Constructions						
	013	Miscellaneous Buildings Construc	0	25000	0	0	0	0
		Total of Item	0	25000	0	0	0	0
		Total of Project / Treasury	0	25000	0	0	0	0
Project		006 Embassadors forum						
Fund Source		102001 Capital (Treasury)						
Group	item	Description	Actual 2010	Estimated 2011	Re-Estimated 2011	Estimated 2012	Indicative 2013	Indicative 2014
22		Use of Goods and Services						
2211		Use of Goods and Services						
	512	Operating and maintenance Expense						
	032	Conventions Celebrations and Wo	0	0	0	100000	100000	100000
		Total of Item	0	0	0	100000	100000	100000
		Total of Project / Treasury	0	0	0	100000	100000	100000
Project		008 Opening an Embassy for the Kingdom in Seoul						
Fund Source		102001 Capital (Treasury)						
Group	item	Description	Actual 2010	Estimated 2011	Re-Estimated 2011	Estimated 2012	Indicative 2013	Indicative 2014
22		Use of Goods and Services						
2211		Use of Goods and Services						
	512	Operating and maintenance Expense						
	001	Rents	234898	200000	200000	0	0	0
	002	Telephone, fax and mail	0	15000	15000	0	0	0
	004	Electricity	0	15000	15000	0	0	0
	005	Fuels	0	20000	20000	0	0	0
	999	n.e.c	89352	30000	30000	0	0	0
		Total of Item	324250	280000	280000	0	0	0
31		Non-financial Assets						
3112		Machinery and Equipment						
	506	Vehicles and Heavy Duty Machines						
	001	Sedans	75000	0	0	0	0	0
		Total of Item	75000	0	0	0	0	0
3113		Other Fixed Assets						
	511	Equipping and furnishing						
	006	Buildings and Facilities Furnishin	100000	0	0	0	0	0
		Total of Item	100000	0	0	0	0	0
		Total of Project / Treasury	499250	280000	280000	0	0	0



# Capital Expenditures According to Program and Projects For the years 2010 - 2014

Chapter : 1301 Ministry of Foreign Affairs

( In JDs )

Program 2005 Foreign Affairs								
Project		009 Establish Jordanian Embassy building in Beirut						
Fund Source		102001 Capital (Treasury)						
Group	item	Description	Actual 2010	Estimated 2011	Re-Estimated 2011	Estimated 2012	Indicative 2013	Indicative 2014
31		Non-financial Assets						
3111		Buildings and Constructions						
	508	Works and Constructions						
	013	Miscellaneous Buildings Construc	0	350000	350000	500000	685000	821000
		Total of Item	0	350000	350000	500000	685000	821000
		Total of Project / Treasury	0	350000	350000	500000	685000	821000
		Total of Program	2260553	2710000	2565800	3027500	2874000	2866000
		Total of Chapter	2400243	2919200	2775000	3187500	3074000	3066000