

## Chapter : 1802 Ministry of Tourism and Antiquities/Antiquities Department

- Creation:** The General Antiquities Department was established as per the Jordanian Antiquities Law no. (21) for the year 1988 and amended law no.(55) for 2008 and it is responsible for all antiquities sites in the Kingdom and for their supervision, protection, maintenance, renovation and the beautification of the neighbouring areas.
- Vision :** Preserving the traditional and civilized inheritance and protecting and presenting it in a modern sustainable manner, consistent with the best international standards.
- Mission:** Executing policies related to antiquities in Jordan, in order to maintain the civilized inheritance, through field studies, restoration and excavation works in antiquities locations.

### Tasks of the Ministry / Department:

- Implement archaeological policy of the country.
- Archaeological assessment of all archaeological sites and estimation the importance of each one.
- Archaeological exploration in the Kindom.
- Control the acquisition and disposal of antiquities as per the provisions of antiquities law and regulations, decisions and instructions issued thereunder.
- Assist in organizing museums for government activities in the Kingdom including historic, technical and popular museums.

### Ministry/Department Contribution to the Achievement of the National Objectives:

- Spread the archeological culturel and establish archeological and legacy museums taking into account the provisions of applicable legisaltions.
- Cooperate with local, Arab and foreign archaeological entities to serve the national legacy.
- Spread archaeological awareness as per the provisions of issued instructions, regulations and laws.

### Major Issues and Challenges which face the Ministry / Department:

- Determine and supervise excavations inside the borders of the Kingdom in archeological areas.
- Follow up and control the acquisition and disposal of antiquities in coordination with concerned entities.
- Register all historic sites under the name of treasury/historic monuments as well as all non-registered historic sites discovered in treasury lands or their owner and are expropriated or purchases.

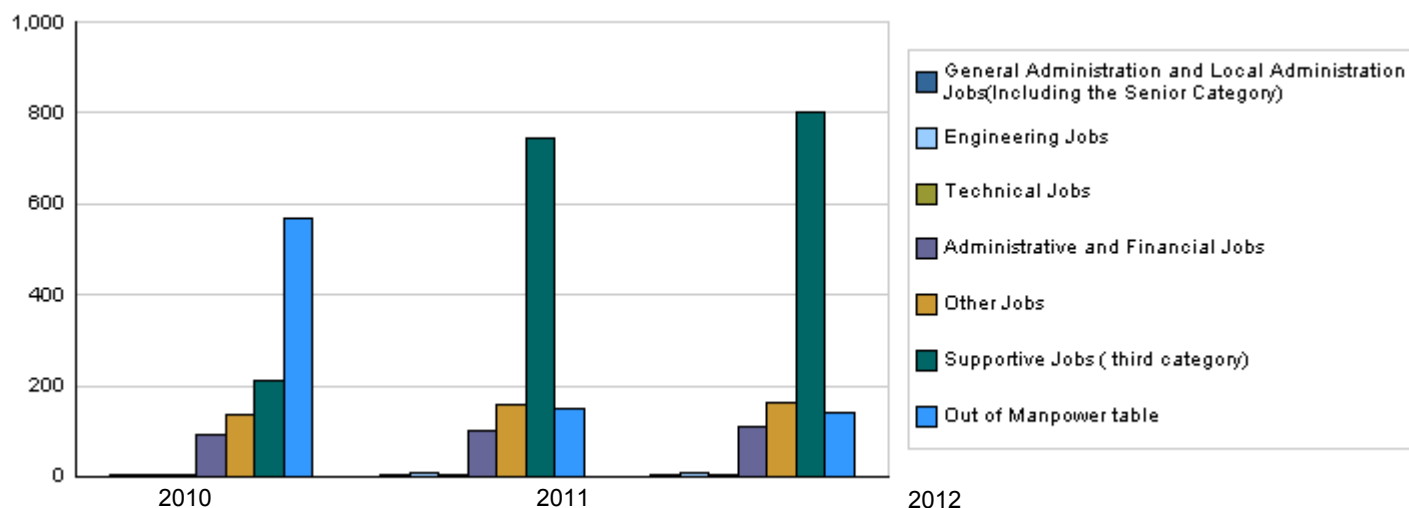
## CHAPTER : 1802 Ministry of Tourism and Antiquities/Antiquities Department

### Strategic Objectives and Performance Indicators of the Ministry / Department

Strategic Objective	Performance Indicator	base year	Value	Actual Value	Target Value	Primary Self Evaluation	Target Value		
				2010	2011	2011	2012	2013	2014
1 - Preserving the archaeological and cultural resources.	1 Number of renovated antiquarian sites.	2007	76	82	88	88	90	92	94

### Number of Staff of the Ministry / Department

Group	Job	Actual 2010			Primary 2011			Estimated 2012		
		Male	Female	Total	Male	Female	Total	Male	Female	Total
General Administration and Local Admini	Supervisory and Leadership jo	3	0	3	5	0	5	5	0	5
Engineering Jobs	Engineer	4	1	5	7	2	9	6	2	8
Technical Jobs	Technical jobs	3	0	3	4	1	5	5	1	6
Administrative and Financial Jobs	Administrative and financial jo	54	40	94	60	40	100	79	31	110
Other Jobs	Other jobs	95	43	138	95	65	160	112	52	164
Supportive Jobs ( third category)	Supportive officer(driver, tea b	196	15	211	701	43	744	750	50	800
<b>Total</b>		<b>355</b>	<b>99</b>	<b>454</b>	<b>872</b>	<b>151</b>	<b>1023</b>	<b>957</b>	<b>136</b>	<b>1093</b>
Out of Manpower table	Out of manpower table	536	31	567	133	15	148	133	10	143
<b>Grand Total</b>		<b>891</b>	<b>130</b>	<b>1021</b>	<b>1005</b>	<b>166</b>	<b>1171</b>	<b>1090</b>	<b>146</b>	<b>1236</b>
<b>Total Cost of Salaries</b>		<b>2786652</b>	<b>785980</b>	<b>3572632</b>	<b>3287637</b>	<b>571093</b>	<b>3858730</b>	<b>3526375</b>	<b>469625</b>	<b>3996000</b>



### Key Information of the Ministry / Department

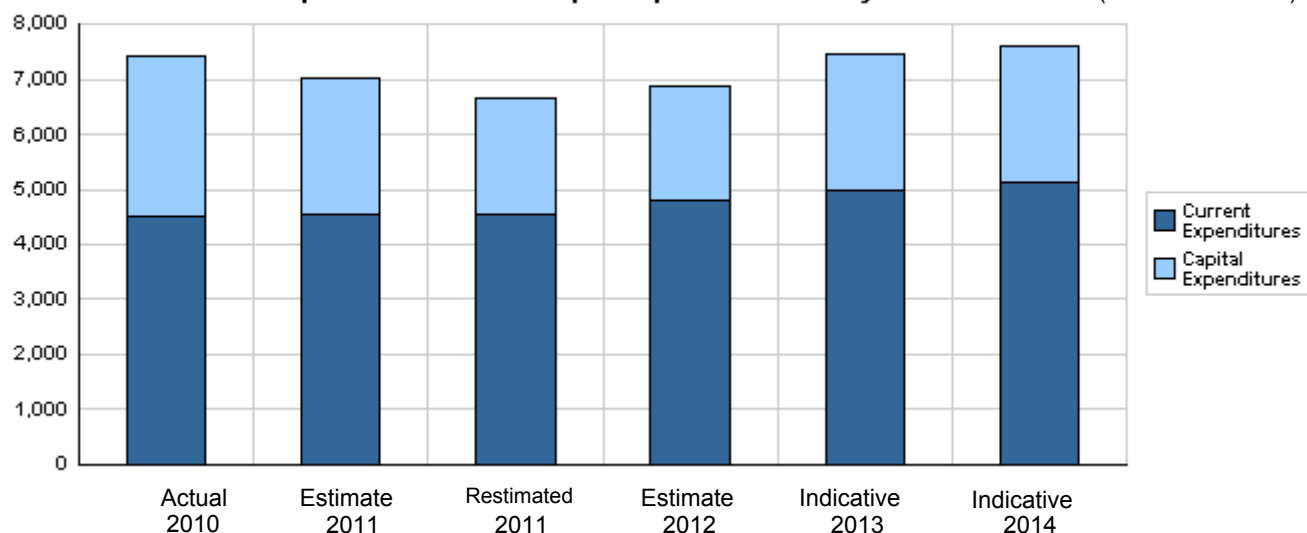
No.	Description	base year	Value	Primary 2011	Estimated 2012												
					Irbid	Mafraq	Jarsh	Ajloun	Amman	Balqa'	Zaraq'	Madaba	Karak	Ma'an	Tafila	Aqaba	Total
1	Foreign surveys and excavations.	2007	76	88	12	1	4	4	4	7	5	4	25	10	8	6	90

**Overall Summary of Expenditures for Chapter 1802- Ministry of Tourism and  
Antiquities/Antiquities Department  
for the years 2010 - 2014**

( In JDs )

Description		Actual 2010	Estimate 2011	Re_Estimate 2011	Estimate 2012	Indicative	
						2013	2014
<b>Group</b>	<b>Current Expenditures</b>						
2111	Salaries, Wages and allowances	3,309,980	3,514,060	3,514,060	3,726,000	3,859,000	3,985,000
2121	Social Security Contributions	262,652	344,670	344,670	270,000	290,000	300,000
2211	Use of Goods and Services	282,251	300,000	300,000	283,000	330,000	339,000
2631	Subsidy to public gov. units	635,077	365,000	365,000	500,000	500,000	500,000
2821	Other current expenses	5,500	16,000	10,270	7,000	15,000	15,000
<b>Total current expenditures</b>		<b>4,495,460</b>	<b>4,539,730</b>	<b>4,534,000</b>	<b>4,786,000</b>	<b>4,994,000</b>	<b>5,139,000</b>
<b>Capital Expenditures</b>							
2111	Salaries, Wages and allowances	457,914	241,940	229,670	240,000	240,000	240,000
2121	Social Security Contributions	48,253	120,330	27,330	30,000	80,000	80,000
2211	Use of Goods and Services	200,180	180,000	136,000	100,000	160,000	170,000
2632	Subsidy to other public gov. units/capital	155,710	144,000	144,000	170,000	200,000	200,000
2822	Other Capital expenditures	0	20,000	10,000	0	0	0
3111	Buildings and Constructions	762,167	790,000	665,000	878,000	1,040,000	1,050,000
3112	Machinery and Equipment	8,875	220,000	149,000	35,000	50,000	45,000
3113	Other Fixed Assets	0	100,000	100,000	10,000	30,000	30,000
3122	Inventories	341	20,000	8,000	20,000	25,000	25,000
3141	Lands	1,299,720	650,000	650,000	600,000	625,000	610,000
<b>Total capital expenditures</b>		<b>2,933,160</b>	<b>2,486,270</b>	<b>2,119,000</b>	<b>2,083,000</b>	<b>2,450,000</b>	<b>2,450,000</b>
<b>Treasury</b>		<b>2,933,160</b>	<b>2,486,270</b>	<b>2,119,000</b>	<b>2,083,000</b>	<b>2,450,000</b>	<b>2,450,000</b>
<b>Total current and capital expenditures</b>		<b>7,428,620</b>	<b>7,026,000</b>	<b>6,653,000</b>	<b>6,869,000</b>	<b>7,444,000</b>	<b>7,589,000</b>

**Graph of the current and capital expenditures for the years 2010 - 2014** ( Thousands of JDs )

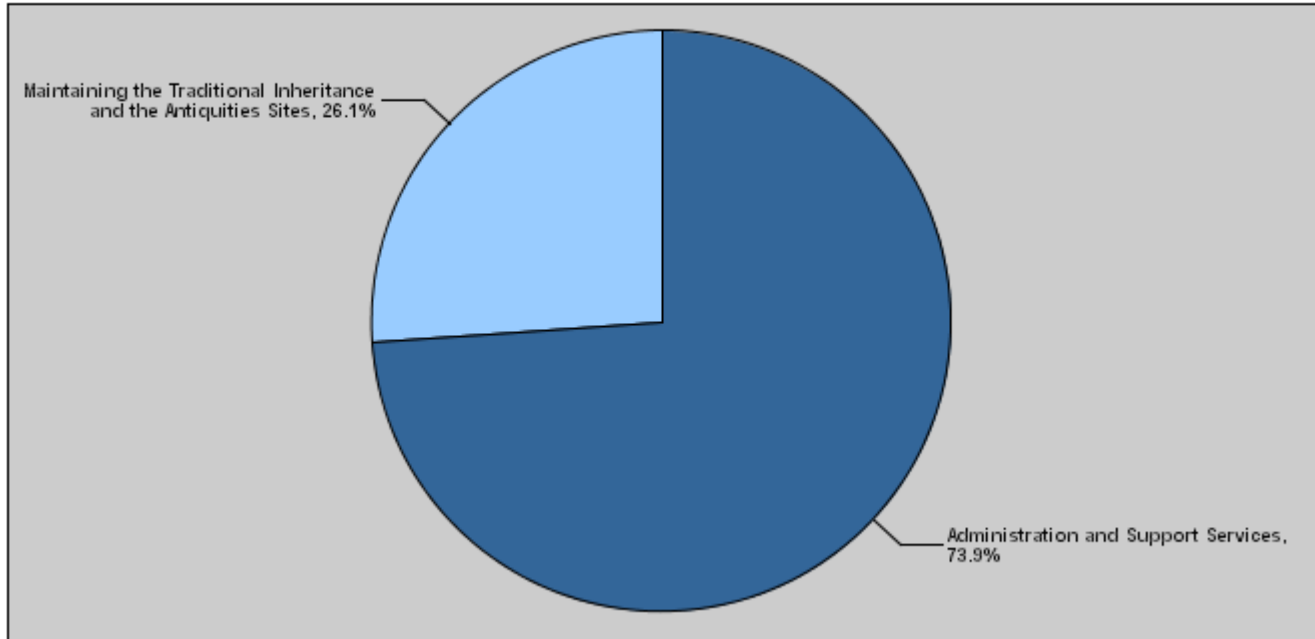


**Budget of Chapter 1802 - Ministry of Tourism and Antiquities/Antiquities Department  
For the Year 2012 Distributed According to Program**

( InJDs )

Prog.	Description	Current Expenditures	Capital Expenditure	Total Expenditure
3301	Administration and Support Services	4,786,000	290,000	5,076,000
3305	Maintaining the Traditional Inheritance and the Antiquities Sites	0	1,793,000	1,793,000
Total		4,786,000	2,083,000	6,869,000

**Total Expenditures for the Year 2012 Distributed According to Program**



**Estimated Allocations For Females distributed according to Programs for the Years 2010 - 2014**

Program	2010	2011	2012	2013	2014
3301 Administration and Support Services	890944	832845	921648	955760	979540
3305 Maintaining the Traditional Inheritance and the Antiquities S	11279	31920	14280	21000	21560
Total	902223	864765	935928	976760	1001100

Budget Chapter 1802 - Ministry of Tourism and Antiquities/Antiquities Department Distributed According to the Program

3301	Administration and Support Services Program
------	---

Objective of the program :

To provide the necessary financial support in order to implement the department's activities and projects and prepare all what are needed to implement the department's plans through its directorates, divisions and branches in governorates.

The strategic objective related to the program :

To preserve archaeological and cultural resources.

Directorates associated with the program :

- Administrative department.
- Financial department.

Services provided by the program :

Providing the necessary financial support in order to implement the department's activities and projects.

Staff working in the program :

The program is implemented through a functional staff in 2011 estimated with ( 864 ) staff, including ( 722 ) males and ( 142 ) females .

Performance Measurement Indicators for program

Performance Measurement Indicator	Base Year	Value	Actual value	Target Value	First Self Evaluation	Target		
			2010	2011	2011	2012	2013	2014
1 Degree of service's recipients satisfaction.	2007	%70	%80	%90	%85	%90	%90	%90

Appropriations OF Administration and Support Services Program as Per Activities and Projects. ( In JDs )

Activities and Projects	Actual	Estimate	Re_Estimate	Estimate	Indicative	
	2010	2011	2011	2012	2013	2014
Current Expenditures	4,495,460	4,539,730	4,534,000	4,786,000	4,994,000	5,139,000
601 Administrative and Support Service	4,495,460	4,539,730	4,534,000	4,786,000	4,994,000	5,139,000
Capital Expenditures	514,152	422,270	287,000	290,000	360,000	355,000
001 Program Administration	514,152	422,270	287,000	290,000	360,000	355,000
Program / Treasury	514,152	422,270	287,000	290,000	360,000	355,000
Total Program	5,009,612	4,962,000	4,821,000	5,076,000	5,354,000	5,494,000

Budget Chapter 1802 - Ministry of Tourism and Antiquities/Antiquities Department Distributed According to the Program

3305	Maintaining the Traditional Inheritance and the Antiquities Sites Program
------	---

Objective of the program :

To implement the department's projects represented in archaeological sites maintenance and sustain and beautify them as well as local society service through the employment of labors in the implemented projects and to support the Museum of Jordan which was established as per the Jordanian Antiquities Law and other museums. Also, expropriate the discovered antiquities lands, preserve the antiquities and urban resources. This program is affiliated to antiquities offices distributed on different governorates and districts of the Kingdom. As for the most important challenges which faces it: The weak financial capacities, lack of technical and specialized staff especially the technically supportive jobs such as surveyors and photographers, and the antiquities inspectors, renovators and maintenance workers implement the program.

The strategic objective related to the program :

To preserve the archaeological and cultural resources.

Directorates associated with the program :

- Archaeological offices in all over the Kingdom.
- Expropriations directorate.
- Technical directorate and museums.
- Projects committee.

Services provided by the program :

- Renovation and maintenance processes of different archaeological sites in all over the Kingdom to preserve and maintain them.
- Beautifying the archaeological sites.

Staff working in the program :

The program is implemented through a functional staff in 2011 estimated with ( 159 ) staff, including ( 150 ) males and ( 9 ) females .

Performance Measurement Indicators for program

Performance Measurement Indicator	Base Year	Value	Actual value	Target Value	First Self Evaluation	Target			
			2010	2011	2011	2012	2013	2014	
1	Number of accomplished excavations.	2007	15	37	42	27	38	40	42

Appropriations OF Maintaining the Traditional Inheritance and the Antiquities Sites Program as Per Activities and Projects. ( In JDs )

Activities and Projects	Actual 2010	Estimate 2011	Re_Estimate 2011	Estimate 2012	Indicative	
					2013	2014
Current Expenditures	0	0	0	0	0	0
Capital Expenditures	2,419,008	2,064,000	1,832,000	1,793,000	2,090,000	2,095,000
001 Maintaining the Traditional Inheritanc	201,411	570,000	413,000	255,000	375,000	385,000
002 Renovating and repairing Jarash anti	106,607	80,000	80,000	80,000	90,000	80,000
003 Renovating and repairing Ajloun, Ma	23,795	30,000	30,000	30,000	30,000	40,000
004 Renovating and repairing Um Qais	79,721	90,000	90,000	80,000	85,000	80,000
005 Renovating Alsafawi and Kherbet Alf	3,164	0	0	0	0	0
006 Renovating and repairing Beit Ras an	22,363	40,000	30,000	20,000	30,000	30,000
007 Renovating the Church in Tabaqet Fa	13,620	0	0	20,000	20,000	25,000
008 Renovating the Church in Um aserb	20,940	15,000	15,000	20,000	25,000	25,000
009 Renovating Al-bedia -Ajloun	14,988	0	0	0	0	0
010 Renovating Um eljmal Sites	22,739	30,000	30,000	25,000	30,000	30,000
011 Renovating Jabal al kala'a antiquite	99,991	60,000	60,000	70,000	80,000	80,000
012 Renovating El Maghtas antiquites	9,912	0	0	20,000	20,000	20,000
013 Renovating El Um alrasas antiquites	14,963	20,000	20,000	25,000	40,000	40,000
014 Renovating Al Balqa' antiquites	17,562	35,000	20,000	50,000	50,000	50,000
015 Renovating Al Zarqa antiquites	14,999	20,000	20,000	40,000	40,000	40,000
016 Remodelling the desert palaces	46,180	30,000	30,000	20,000	30,000	30,000
017 Remodelling antiquities of Abu Nase	39,991	70,000	40,000	70,000	70,000	80,000
018 Remodelling Al Azraq Castle	7,239	0	0	0	0	0
020 Renovating El Karak Castle	46,171	30,000	30,000	70,000	90,000	80,000
021 Remodelling Ayla antiquities	9,578	30,000	20,000	29,000	50,000	40,000
022 Renovating Tafila antiquities	71,016	25,000	25,000	29,000	30,000	40,000
023 Remodelling Adhruh site	5,730	25,000	15,000	20,000	20,000	30,000
025 Remodelling Al Shoubak castle	32,047	20,000	20,000	30,000	30,000	40,000
026 Remodelling Southern Ghour antiqui	9,777	20,000	20,000	20,000	30,000	20,000
028 Expropriations	1,299,720	650,000	650,000	600,000	625,000	610,000
029 Supporting the projects of National M	155,710	144,000	144,000	170,000	200,000	200,000
030 Renovating the antiquities of Wadi Al	9,969	0	0	0	0	0

Budget Chapter 1802 - Ministry of Tourism and Antiquities/Antiquities Department Distributed According to the Program

3305   Maintaining the Traditional Inheritance and the Antiquities Sites Program		Appropriations OF Maintaining the Traditional Inheritance and the Antiquities Sites Program as Per Activities and Projects. ( In JDs )					
Activities and Projects		Actual 2010	Estimate 2011	Re_Estimate 2011	Estimate 2012	Indicative 2013 2014	
Capital Expenditures		2,419,008	2,064,000	1,832,000	1,793,000	2,090,000	2,095,000
031	Renovating the antiquities of Rhab	6,410	0	0	0	0	0
032	Renovating the antiquities of Ramth	7,731	0	0	0	0	0
033	Renovating the antiquities of Middle	0	30,000	30,000	0	0	0
034	Dar Al-Saraya Museum	4,964	0	0	0	0	0
Program / Treasury		2,419,008	2,064,000	1,832,000	1,793,000	2,090,000	2,095,000
Total Program		2,419,008	2,064,000	1,832,000	1,793,000	2,090,000	2,095,000

# Chapter :1802 Ministry of Tourism and Antiquities/Antiquities Department

**Vision** Preserving the traditional and civilized inheritance and protecting and presenting it in a modern sustainable manner, consistent with the best international standards.

**Mission** Executing policies related to antiquities in Jordan, in order to maintain the civilized inheritance, through field studies, restoration and excavation works in antiquities locations.

**Legal Framework :** Antiquities Jordanian Law No. (21) for the year 1988, as amended.

## Strategic Plan :

Preparation Year :2008

Period Covered By The Plan :2008 -2011

### Strategic Objectives / Performance Indicators

Strategic Objectives Description	Performance Measurement Indicators	Base Value		Actual Value	Target Value	Initial Internal Evaluatio	Target		
		Base Year	Value				2010	2011	2012
		1 - Preserving the archaeological and cultural resources.	1 Number of renovated antiquarian sites.	2007	76	82	88	88	90

### Programs / Performance Indicators

Goal	Programs	Description of Performance Indicators	Base Value		Actual Value	Target Value	Initial Internal	Target		
			Base Year	Value				2010	2011	2011
			1	3301 Administration and Support Services	1 Degree of service's recipients satisfaction.	2007	%70	%80	%90	%85
	3305 Maintaining the Traditional Inheritance and the Antiquities Sites	1 Number of accomplished excavations.	2007	15	37	42	27	38	40	42

### Programs Appropriations

Goal	Programs		Actual	Estimated	Restemated	Estimated	Indecative	Indecative
			2010	2011	2011	2012	2013	2014
1	3301 Administration and Support Services	Current	4495460	4539730	4534000	4786000	4994000	5139000
		Capital	514152	422270	287000	290000	360000	355000
		Total	5009612	4962000	4821000	5076000	5354000	5494000
	3305 Maintaining the Traditional Inheritance and the Antiquities Site	Current	0	0	0	0	0	0
		Capital	2419008	2064000	1832000	1793000	2090000	2095000
		Total	2419008	2064000	1832000	1793000	2090000	2095000
		Total of Current	4495460	4539730	4534000	4786000	4994000	5139000
		Total of Capital	2933160	2486270	2119000	2083000	2450000	2450000
		Total of Chapter	7428620	7026000	6653000	6869000	7444000	7589000

### Current Activities Appropriations

Prog.	Projects	Actual	Estimated	Restemated	Estimated	Indecative	Indecative
		2010	2011	2011	2012	2013	2014
3301	601 Administrative and Support Services	4495460	4539730	4534000	4786000	4994000	5139000
	Total of Program	4495460	4539730	4534000	4786000	4994000	5139000
	Total	4495460	4539730	4534000	4786000	4994000	5139000



## Capital Projects Appropriations

Prog.	Projects		Actual	Estimated	Restemated	Estimated	Indecative	Indecative
			2010	2011	2011	2012	2013	2014
3301	001	Program Administration	514152	422270	287000	290000	360000	355000
		Total of Program	514152	422270	287000	290000	360000	355000
3305	001	Maintaining the Traditional Inheritance and the Antiquities Sites Program	201411	570000	413000	255000	375000	385000
	002	Renovating and repairing Jarash antiquites	106607	80000	80000	80000	90000	80000
	003	Renovating and repairing Ajloun, Mar Elyas	23795	30000	30000	30000	30000	40000
	004	Renovating and repairing Um Qais	79721	90000	90000	80000	85000	80000
	005	Renovating Alsafawi and Kherbet Alfaden	3164	0	0	0	0	0
	006	Renovating and repairing Beit Ras and Qwaybleh	22363	40000	30000	20000	30000	30000
	007	Renovating the Church in Tabaqet Fahil	13620	0	0	20000	20000	25000
	008	Renovating the Church in Um aserb	20940	15000	15000	20000	25000	25000
	009	Renovating Al-bedia -Ajloun	14988	0	0	0	0	0
	010	Renovating Um eljmal Sites	22739	30000	30000	25000	30000	30000
	011	Renovating Jabal al kala'a antiquites	99991	60000	60000	70000	80000	80000
	012	Renovating El Maghtas antiquites	9912	0	0	20000	20000	20000
	013	Renovating El Um alrasas antiquites	14963	20000	20000	25000	40000	40000
	014	Renovating Al Balqa' antiquites	17562	35000	20000	50000	50000	50000
	015	Renovating Al Zarqa antiquites	14999	20000	20000	40000	40000	40000
	016	Remodelling the desert palaces	46180	30000	30000	20000	30000	30000
	017	Remodelling antiquities of Abu Naseer, Sabil, El houriat	39991	70000	40000	70000	70000	80000
	018	Remodelling Al Azraq Castle	7239	0	0	0	0	0
	020	Renovating El Karak Castle	46171	30000	30000	70000	90000	80000
	021	Remodelling Ayla antiquities	9578	30000	20000	29000	50000	40000
	022	Renovating Tafila antiquities	71016	25000	25000	29000	30000	40000
	023	Remodelling Adhruh site	5730	25000	15000	20000	20000	30000
	025	Remodelling Al Shoubak castle	32047	20000	20000	30000	30000	40000
	026	Remodelling Southern Ghour antiquites	9777	20000	20000	20000	30000	20000
	028	Expropriations	1299720	650000	650000	600000	625000	610000
	029	Supporting the projects of National Museum	155710	144000	144000	170000	200000	200000
	030	Renovating the antiquities of Wadi Al-Rayyan	9969	0	0	0	0	0
	031	Renovating the antiquities of Rhab	6410	0	0	0	0	0
	032	Renovating the antiquities of Ramtha	7731	0	0	0	0	0
	033	Renovating the antiquities of Middle Ghour	0	30000	30000	0	0	0
	034	Dar Al-Saraya Museum	4964	0	0	0	0	0
		Total of Program	2419008	2064000	1832000	1793000	2090000	2095000
		Total	2933160	2486270	2119000	2083000	2450000	2450000

# Overall Summary of Current Expenditures for the years 2010 - 2014

Chapter: 1802 Ministry of Tourism and Antiquities/Antiquities Department

( In JDs )

Group	Item	Description	Actual 2010	Estimated 2011	Restimated 2011	Estimated 2012	Indicative 2013	Indicative 2014
21		Compensations of Employees						
2111		Salaries, Wages and allowances						
	101	Classified Employees' Salaries	126090	110000	110000	118000	105000	100000
	102	Permanent Unclassified Employees' Salarie	838522	850000	850000	910000	960000	1020000
	103	Contract Employees' Salaries	35184	38000	38000	7400	8000	9000
	105	Personal Cost of Living Allowance	1526643	1754060	1754060	1795000	1800000	1800000
	106	Family Allowance	164247	160000	160000	165000	170000	175000
	107	Basic Allowance	249360	260000	260000	270000	280000	290000
	110	Overtime Allowance	0	0	0	0	0	0
	111	Additional Allowance	71495	70000	70000	85000	95000	100000
	112	Other Allowances	425	0	0	600	1000	1000
	113	Transportation Allowance	39885	37000	37000	45000	60000	60000
	114	Transport Allowance	84040	115000	115000	140000	150000	160000
	115	Field Visit Allowance	148889	75000	75000	120000	150000	180000
	116	Employees' bonuses	25200	45000	45000	70000	80000	90000
<b>Total</b>			3309980	3514060	3514060	3726000	3859000	3985000
2121		Social Security Contributions						
	301	Social Security	262652	344670	344670	270000	290000	300000
<b>Total</b>			262652	344670	344670	270000	290000	300000
22		Use of Goods and Services						
2211		Use of Goods and Services						
	201	Rents	23243	25000	25000	31000	31000	31000
	202	Telecommunications Services	26137	21000	21000	21000	26000	31000
	203	Water	11825	15000	15000	13000	15000	15000
	204	Electricity	23570	25000	25000	27000	32000	37000
	205	Fuels	67994	70000	70000	70000	75000	75000
	206	Maintenance of Machines, furniture and acc	7998	8000	8000	6000	9000	10000
	207	Maintenance of Vehicles, Heavy Duty Machi	27890	25000	25000	22000	25000	25000
	208	Repair and maintenance of buildings and ac	7958	7000	7000	6000	10000	10000
	209	Office Supplies	33329	25000	25000	20000	25000	25000
	210	Raw materials ( Medicines, Clothes, Food, F	1893	3000	3000	2000	5000	5000
	211	Cleaning Services and supplies ( including	6122	11000	11000	10000	15000	15000
	212	Insurance	11068	20000	20000	20000	25000	25000
	213	Official Travel Missions	6990	10000	10000	10000	10000	10000
	214	Other goods and services expenses	26234	35000	35000	25000	27000	25000
<b>Total</b>			282251	300000	300000	283000	330000	339000
26		Subsidy/Grants						
2631		Subsidy to public gov. units						
	313	Subsidy to public gov.units/current	635077	365000	365000	500000	500000	500000
<b>Total</b>			635077	365000	365000	500000	500000	500000
28		Other expenditures						
2821		Other current expenses						
	303	Scientific Scholarships and Training Course	5260	10000	4270	4000	10000	10000
	305	Non-Employees' Bonuses	240	6000	6000	3000	5000	5000
<b>Total</b>			5500	16000	10270	7000	15000	15000
<b>Total of Chapter</b>			4495460	4539730	4534000	4786000	4994000	5139000

# Overall Summary of Capital Expenditures For The Years 2010 - 2014

chapter : 1802 Ministry of Tourism and Antiquities/Antiquities Department

( In JDs )

Group	Item	Description	Actual 2010	Estimated 2011	Re-Estimated 2011	Estimated 2012	Indicative 2013	Indicative 2014
		Expenditures						
21		Compensations of Employees						
2111		Salaries, Wages and allowances						
	502	Wages	457914	241940	229670	240000	240000	240000
		Total	457914	241940	229670	240000	240000	240000
2121		Social Security Contributions						
	517	Social Security	48253	120330	27330	30000	80000	80000
		Total	48253	120330	27330	30000	80000	80000
22		Use of Goods and Services						
2211		Use of Goods and Services						
	512	Operating and maintenance Expenses	200180	180000	136000	100000	160000	170000
		Total	200180	180000	136000	100000	160000	170000
26		Subsidy/Grants						
2632		Subsidy to other public gov. units/capital						
	509	Subsidy to other public gov. units/capital	155710	144000	144000	170000	200000	200000
		Total	155710	144000	144000	170000	200000	200000
28		Other expenditures						
2822		Other Capital expenditures						
	504	Studies, Researches and Consultations	0	20000	10000	0	0	0
		Total	0	20000	10000	0	0	0
		Fixed Assets						
31		Non-financial Assets						
3111		Buildings and Constructions						
	508	Works and Constructions	762167	790000	665000	878000	1040000	1050000
		Total	762167	790000	665000	878000	1040000	1050000
3112		Machinery and Equipment						
	505	Equipments, Machines and Apparatus	8875	220000	149000	35000	50000	45000
		Total	8875	220000	149000	35000	50000	45000
3113		Other Fixed Assets						
	511	Equipping and furnishing	0	100000	100000	10000	30000	30000
		Total	0	100000	100000	10000	30000	30000
3122		Inventories						
	503	Materials and supplies	341	20000	8000	20000	25000	25000
		Total	341	20000	8000	20000	25000	25000
3141		Lands						
	507	Lands	1299720	650000	650000	600000	625000	610000
		Total	1299720	650000	650000	600000	625000	610000
		<b>Total of Chapter</b>	<b>2933160</b>	<b>2486270</b>	<b>2119000</b>	<b>2083000</b>	<b>2450000</b>	<b>2450000</b>

**Current Expenditures According to Program and Activities For The Years 2010 - 2014**

Chapter : 1802 - Ministry of Tourism and Antiquities/Antiquities Department

(In JDs)

Program : 3301 - Administration and Support Services								
Activity : 601 - Administrative and Support Services								
Group	Item	Description	Actual 2010	Estimated 2011	Re-estimated 2011	Estimated 2012	Indicative 2013	Indicative 2014
21		<b>Compensations of Employees</b>						
2111		<b>Salaries, Wages and allowances</b>						
	101	Classified Employees' Salaries	126090	110000	110000	118000	105000	100000
	102	Permanent Unclassified Employees' Salaries	838522	850000	850000	910000	960000	1020000
	103	Contract Employees' Salaries	35184	38000	38000	7400	8000	9000
	105	Personal Cost of Living Allowance	1526643	1754060	1754060	1795000	1800000	1800000
	106	Family Allowance	164247	160000	160000	165000	170000	175000
	107	Basic Allowance	249360	260000	260000	270000	280000	290000
	111	Additional Allowance	71495	70000	70000	85000	95000	100000
	112	Other Allowances	425	0	0	600	1000	1000
	113	Transportation Allowance	39885	37000	37000	45000	60000	60000
	114	Transport Allowance	84040	115000	115000	140000	150000	160000
	115	Field Visit Allowance	148889	75000	75000	120000	150000	180000
	116	Employees' bonuses	25200	45000	45000	70000	80000	90000
		<b>Total</b>	<b>3309980</b>	<b>3514060</b>	<b>3514060</b>	<b>3726000</b>	<b>3859000</b>	<b>3985000</b>
2121		<b>Social Security Contributions</b>						
	301	Social Security	262652	344670	344670	270000	290000	300000
		<b>Total</b>	<b>262652</b>	<b>344670</b>	<b>344670</b>	<b>270000</b>	<b>290000</b>	<b>300000</b>
22		<b>Use of Goods and Services</b>						
2211		<b>Use of Goods and Services</b>						
	201	Rents	23243	25000	25000	31000	31000	31000
	202	Telecommunications Services	26137	21000	21000	21000	26000	31000
	203	Water	11825	15000	15000	13000	15000	15000
	204	Electricity	23570	25000	25000	27000	32000	37000
	205	Fuels	67994	70000	70000	70000	75000	75000
	206	Maintenance of Machines, furniture and acc	7998	8000	8000	6000	9000	10000
	207	Maintenance of Vehicles, Heavy Duty Machin	27890	25000	25000	22000	25000	25000
	208	Repair and maintenance of buildings and acc	7958	7000	7000	6000	10000	10000
	209	Office Supplies	33329	25000	25000	20000	25000	25000
	210	Raw materials ( Medicines, Clothes, Food, Fi	1893	3000	3000	2000	5000	5000
	211	Cleaning Services and supplies ( including c	6122	11000	11000	10000	15000	15000
	212	Insurance	11068	20000	20000	20000	25000	25000
	213	Official Travel Missions	6990	10000	10000	10000	10000	10000
	214	Other goods and services expenses	26234	35000	35000	25000	27000	25000
		<b>Total</b>	<b>282251</b>	<b>300000</b>	<b>300000</b>	<b>283000</b>	<b>330000</b>	<b>339000</b>
26		<b>Subsidy/Grants</b>						
2631		<b>Subsidy to public gov. units</b>						
	313	Subsidy to public gov.units/current	635077	365000	365000	500000	500000	500000
		022 Jordan Museum	635077	365000	365000	500000	500000	500000
		<b>Total</b>	<b>635077</b>	<b>365000</b>	<b>365000</b>	<b>500000</b>	<b>500000</b>	<b>500000</b>
28		<b>Other expenditures</b>						
2821		<b>Other current expenses</b>						
	303	Scientific Scholarships and Training Course	5260	10000	4270	4000	10000	10000
	305	Non-Employees' Bonuses	240	6000	6000	3000	5000	5000
		<b>Total</b>	<b>5500</b>	<b>16000</b>	<b>10270</b>	<b>7000</b>	<b>15000</b>	<b>15000</b>
		<b>Total of Activity</b>	<b>4495460</b>	<b>4539730</b>	<b>4534000</b>	<b>4786000</b>	<b>4994000</b>	<b>5139000</b>
		<b>Total of Program</b>	<b>4495460</b>	<b>4539730</b>	<b>4534000</b>	<b>4786000</b>	<b>4994000</b>	<b>5139000</b>
		<b>Total of Chapter</b>	<b>4495460</b>	<b>4539730</b>	<b>4534000</b>	<b>4786000</b>	<b>4994000</b>	<b>5139000</b>

# Capital Expenditures According to Program and Projects For the years 2010 - 2014

Chapter : 1802 Ministry of Tourism and Antiquities/Antiquities Department

( In JDs )

Program 3301 Administration and Support Services								
Project		001 Program Administration						
Fund Source		102001 Capital (Treasury)						
Group	item	Description	Actual 2010	Estimated 2011	Re-Estimated 2011	Estimated 2012	Indicative 2013	Indicative 2014
21		Compensations of Employees						
2111		Salaries, Wages and allowances						
	502	Wages						
	001	Wages	457914	241940	229670	240000	240000	240000
		Total of Item	457914	241940	229670	240000	240000	240000
2121		Social Security Contributions						
	517	Social Security						
	001	Social Security	48253	120330	27330	30000	80000	80000
		Total of Item	48253	120330	27330	30000	80000	80000
28		Other expenditures						
2822		Other Capital expenditures						
	504	Studies, Researches and Consultation						
	014	Studies and Researches and Desi	0	20000	10000	0	0	0
		Total of Item	0	20000	10000	0	0	0
31		Non-financial Assets						
3112		Machinery and Equipment						
	505	Equipments, Machines and Apparatu						
	001	Computers and accessories	7985	40000	20000	20000	40000	35000
		Total of Item	7985	40000	20000	20000	40000	35000
		Total of Project / Treasury	514152	422270	287000	290000	360000	355000
		Total of Program	514152	422270	287000	290000	360000	355000

# Capital Expenditures According to Program and Projects For the years 2010 - 2014

Chapter : 1802 Ministry of Tourism and Antiquities/Antiquities Department

( In JDs )

Program 3305 Maintaining the Traditional Inheritance and the Antiquities Sites								
Project		001 Maintaining the Traditional Inheritance and the Antiquities Sites Program Administratio						
Fund Source		102001 Capital (Treasury)						
Group	item	Description	Actual 2010	Estimated 2011	Re-Estimated 2011	Estimated 2012	Indicative 2013	Indicative 2014
22		Use of Goods and Services						
2211		Use of Goods and Services						
	512	Operating and maintenance Expense						
	011	Capacity building expenses	200180	180000	136000	100000	160000	170000
		Total of Item	200180	180000	136000	100000	160000	170000
31		Non-financial Assets						
3111		Buildings and Constructions						
	508	Works and Constructions						
	015	Restoration, Rehabilitation and De	0	90000	40000	110000	150000	150000
		Total of Item	0	90000	40000	110000	150000	150000
3112		Machinery and Equipment						
	505	Equipments, Machines and Apparatu						
	006	General Safety Apparatus and Equ	890	30000	29000	15000	10000	10000
	034	Testing equipment	0	150000	100000	0	0	0
		Total of Item	890	180000	129000	15000	10000	10000
3113		Other Fixed Assets						
	511	Equipping and furnishing						
	006	Buildings and Facilities Furnishin	0	100000	100000	10000	30000	30000
		Total of Item	0	100000	100000	10000	30000	30000
3122		Inventories						
	503	Materials and supplies						
	017	Tool Kits	341	10000	6000	10000	10000	15000
	999	n.e.c	0	10000	2000	10000	15000	10000
		Total of Item	341	20000	8000	20000	25000	25000
		Total of Project / Treasury	201411	570000	413000	255000	375000	385000
Project		002 Renovating and repairing Jarash antiquites						
Fund Source		102001 Capital (Treasury)						
Group	item	Description	Actual 2010	Estimated 2011	Re-Estimated 2011	Estimated 2012	Indicative 2013	Indicative 2014
31		Non-financial Assets						
3111		Buildings and Constructions						
	508	Works and Constructions						
	015	Restoration, Rehabilitation and De	106607	80000	80000	80000	90000	80000
		Total of Item	106607	80000	80000	80000	90000	80000
		Total of Project / Treasury	106607	80000	80000	80000	90000	80000
Project		003 Renovating and repairing Ajloun, Mar Elyas						
Fund Source		102001 Capital (Treasury)						
Group	item	Description	Actual 2010	Estimated 2011	Re-Estimated 2011	Estimated 2012	Indicative 2013	Indicative 2014
31		Non-financial Assets						
3111		Buildings and Constructions						
	508	Works and Constructions						
	015	Restoration, Rehabilitation and De	23795	30000	30000	30000	30000	40000
		Total of Item	23795	30000	30000	30000	30000	40000
		Total of Project / Treasury	23795	30000	30000	30000	30000	40000

# Capital Expenditures According to Program and Projects For the years 2010 - 2014

Chapter : 1802 Ministry of Tourism and Antiquities/Antiquities Department

( In JDs )

Program 3305 Maintaining the Traditional Inheritance and the Antiquities Sites								
Project		004 Renovating and repairing Um Qais						
Fund Source		102001 Capital (Treasury)						
Group	item	Description	Actual 2010	Estimated 2011	Re-Estimated 2011	Estimated 2012	Indicative 2013	Indicative 2014
31		Non-financial Assets						
3111		Buildings and Constructions						
	508	Works and Constructions						
	015	Restoration, Rehabilitation and De	79721	90000	90000	80000	85000	80000
		Total of Item	79721	90000	90000	80000	85000	80000
		Total of Project / Treasury	79721	90000	90000	80000	85000	80000
Project		005 Renovating Alsafawi and Kherbet Alfaden						
Fund Source		102001 Capital (Treasury)						
Group	item	Description	Actual 2010	Estimated 2011	Re-Estimated 2011	Estimated 2012	Indicative 2013	Indicative 2014
31		Non-financial Assets						
3111		Buildings and Constructions						
	508	Works and Constructions						
	015	Restoration, Rehabilitation and De	3164	0	0	0	0	0
		Total of Item	3164	0	0	0	0	0
		Total of Project / Treasury	3164	0	0	0	0	0
Project		006 Renovating and repairing Beit Ras and Qwaybleh						
Fund Source		102001 Capital (Treasury)						
Group	item	Description	Actual 2010	Estimated 2011	Re-Estimated 2011	Estimated 2012	Indicative 2013	Indicative 2014
31		Non-financial Assets						
3111		Buildings and Constructions						
	508	Works and Constructions						
	015	Restoration, Rehabilitation and De	22363	40000	30000	20000	30000	30000
		Total of Item	22363	40000	30000	20000	30000	30000
		Total of Project / Treasury	22363	40000	30000	20000	30000	30000
Project		007 Renovating the Church in Tabaqet Fahil						
Fund Source		102001 Capital (Treasury)						
Group	item	Description	Actual 2010	Estimated 2011	Re-Estimated 2011	Estimated 2012	Indicative 2013	Indicative 2014
31		Non-financial Assets						
3111		Buildings and Constructions						
	508	Works and Constructions						
	015	Restoration, Rehabilitation and De	13620	0	0	20000	20000	25000
		Total of Item	13620	0	0	20000	20000	25000
		Total of Project / Treasury	13620	0	0	20000	20000	25000
Project		008 Renovating the Church in Um aserb						
Fund Source		102001 Capital (Treasury)						
Group	item	Description	Actual 2010	Estimated 2011	Re-Estimated 2011	Estimated 2012	Indicative 2013	Indicative 2014
31		Non-financial Assets						
3111		Buildings and Constructions						
	508	Works and Constructions						
	015	Restoration, Rehabilitation and De	20940	15000	15000	20000	25000	25000
		Total of Item	20940	15000	15000	20000	25000	25000
		Total of Project / Treasury	20940	15000	15000	20000	25000	25000

# Capital Expenditures According to Program and Projects For the years 2010 - 2014

Chapter : 1802 Ministry of Tourism and Antiquities/Antiquities Department

( In JDs )

Program 3305 Maintaining the Traditional Inheritance and the Antiquities Sites								
Project		009 Renovating Al-bedia -Ajloun						
Fund Source		102001 Capital (Treasury)						
Group	item	Description	Actual 2010	Estimated 2011	Re-Estimated 2011	Estimated 2012	Indicative 2013	Indicative 2014
31		Non-financial Assets						
3111		Buildings and Constructions						
	508	Works and Constructions						
	015	Restoration, Rehabilitation and De	14988	0	0	0	0	0
		Total of Item	14988	0	0	0	0	0
		Total of Project / Treasury	14988	0	0	0	0	0
Project		010 Renovating Um eljmal Sites						
Fund Source		102001 Capital (Treasury)						
Group	item	Description	Actual 2010	Estimated 2011	Re-Estimated 2011	Estimated 2012	Indicative 2013	Indicative 2014
31		Non-financial Assets						
3111		Buildings and Constructions						
	508	Works and Constructions						
	015	Restoration, Rehabilitation and De	22739	30000	30000	25000	30000	30000
		Total of Item	22739	30000	30000	25000	30000	30000
		Total of Project / Treasury	22739	30000	30000	25000	30000	30000
Project		011 Renovating Jabal al kala'a antiquites						
Fund Source		102001 Capital (Treasury)						
Group	item	Description	Actual 2010	Estimated 2011	Re-Estimated 2011	Estimated 2012	Indicative 2013	Indicative 2014
31		Non-financial Assets						
3111		Buildings and Constructions						
	508	Works and Constructions						
	015	Restoration, Rehabilitation and De	99991	60000	60000	70000	80000	80000
		Total of Item	99991	60000	60000	70000	80000	80000
		Total of Project / Treasury	99991	60000	60000	70000	80000	80000
Project		012 Renovating El Maghtas antiquites						
Fund Source		102001 Capital (Treasury)						
Group	item	Description	Actual 2010	Estimated 2011	Re-Estimated 2011	Estimated 2012	Indicative 2013	Indicative 2014
31		Non-financial Assets						
3111		Buildings and Constructions						
	508	Works and Constructions						
	015	Restoration, Rehabilitation and De	9912	0	0	20000	20000	20000
		Total of Item	9912	0	0	20000	20000	20000
		Total of Project / Treasury	9912	0	0	20000	20000	20000
Project		013 Renovating El Um alrasas antiquites						
Fund Source		102001 Capital (Treasury)						
Group	item	Description	Actual 2010	Estimated 2011	Re-Estimated 2011	Estimated 2012	Indicative 2013	Indicative 2014
31		Non-financial Assets						
3111		Buildings and Constructions						
	508	Works and Constructions						
	015	Restoration, Rehabilitation and De	14963	20000	20000	25000	40000	40000
		Total of Item	14963	20000	20000	25000	40000	40000
		Total of Project / Treasury	14963	20000	20000	25000	40000	40000



# Capital Expenditures According to Program and Projects For the years 2010 - 2014

Chapter : 1802 Ministry of Tourism and Antiquities/Antiquities Department

( In JDs )

Program 3305 Maintaining the Traditional Inheritance and the Antiquities Sites								
Project		014 Renovating Al Balqa' antiquites						
Fund Source		102001 Capital (Treasury)						
Group	item	Description	Actual 2010	Estimated 2011	Re-Estimated 2011	Estimated 2012	Indicative 2013	Indicative 2014
31		Non-financial Assets						
3111		Buildings and Constructions						
	508	Works and Constructions						
	015	Restoration, Rehabilitation and De	17562	35000	20000	50000	50000	50000
		Total of Item	17562	35000	20000	50000	50000	50000
		Total of Project / Treasury	17562	35000	20000	50000	50000	50000
Project		015 Renovating Al Zarqa antiquites						
Fund Source		102001 Capital (Treasury)						
Group	item	Description	Actual 2010	Estimated 2011	Re-Estimated 2011	Estimated 2012	Indicative 2013	Indicative 2014
31		Non-financial Assets						
3111		Buildings and Constructions						
	508	Works and Constructions						
	015	Restoration, Rehabilitation and De	14999	20000	20000	40000	40000	40000
		Total of Item	14999	20000	20000	40000	40000	40000
		Total of Project / Treasury	14999	20000	20000	40000	40000	40000
Project		016 Remodelling the desert palaces						
Fund Source		102001 Capital (Treasury)						
Group	item	Description	Actual 2010	Estimated 2011	Re-Estimated 2011	Estimated 2012	Indicative 2013	Indicative 2014
31		Non-financial Assets						
3111		Buildings and Constructions						
	508	Works and Constructions						
	015	Restoration, Rehabilitation and De	46180	30000	30000	20000	30000	30000
		Total of Item	46180	30000	30000	20000	30000	30000
		Total of Project / Treasury	46180	30000	30000	20000	30000	30000
Project		017 Remodelling antiquities of Abu Naseer, Sabil, El houriat						
Fund Source		102001 Capital (Treasury)						
Group	item	Description	Actual 2010	Estimated 2011	Re-Estimated 2011	Estimated 2012	Indicative 2013	Indicative 2014
31		Non-financial Assets						
3111		Buildings and Constructions						
	508	Works and Constructions						
	015	Restoration, Rehabilitation and De	39991	70000	40000	70000	70000	80000
		Total of Item	39991	70000	40000	70000	70000	80000
		Total of Project / Treasury	39991	70000	40000	70000	70000	80000
Project		018 Remodelling Al Azraq Castle						
Fund Source		102001 Capital (Treasury)						
Group	item	Description	Actual 2010	Estimated 2011	Re-Estimated 2011	Estimated 2012	Indicative 2013	Indicative 2014
31		Non-financial Assets						
3111		Buildings and Constructions						
	508	Works and Constructions						
	015	Restoration, Rehabilitation and De	7239	0	0	0	0	0
		Total of Item	7239	0	0	0	0	0
		Total of Project / Treasury	7239	0	0	0	0	0

# Capital Expenditures According to Program and Projects For the years 2010 - 2014

Chapter : 1802 Ministry of Tourism and Antiquities/Antiquities Department

( In JDs )

Program 3305 Maintaining the Traditional Inheritance and the Antiquities Sites								
Project		020 Renovating El Karak Castle						
Fund Source		102001 Capital (Treasury)						
Group	item	Description	Actual 2010	Estimated 2011	Re-Estimated 2011	Estimated 2012	Indicative 2013	Indicative 2014
31		Non-financial Assets						
3111		Buildings and Constructions						
	508	Works and Constructions						
	015	Restoration, Rehabilitation and De	46171	30000	30000	70000	90000	80000
		Total of Item	46171	30000	30000	70000	90000	80000
		Total of Project / Treasury	46171	30000	30000	70000	90000	80000
Project		021 Remodelling Ayla antiquities						
Fund Source		102001 Capital (Treasury)						
Group	item	Description	Actual 2010	Estimated 2011	Re-Estimated 2011	Estimated 2012	Indicative 2013	Indicative 2014
31		Non-financial Assets						
3111		Buildings and Constructions						
	508	Works and Constructions						
	015	Restoration, Rehabilitation and De	9578	30000	20000	29000	50000	40000
		Total of Item	9578	30000	20000	29000	50000	40000
		Total of Project / Treasury	9578	30000	20000	29000	50000	40000
Project		022 Renovating Tafila antiquities						
Fund Source		102001 Capital (Treasury)						
Group	item	Description	Actual 2010	Estimated 2011	Re-Estimated 2011	Estimated 2012	Indicative 2013	Indicative 2014
31		Non-financial Assets						
3111		Buildings and Constructions						
	508	Works and Constructions						
	015	Restoration, Rehabilitation and De	71016	25000	25000	29000	30000	40000
		Total of Item	71016	25000	25000	29000	30000	40000
		Total of Project / Treasury	71016	25000	25000	29000	30000	40000
Project		023 Remodelling Adhruh site						
Fund Source		102001 Capital (Treasury)						
Group	item	Description	Actual 2010	Estimated 2011	Re-Estimated 2011	Estimated 2012	Indicative 2013	Indicative 2014
31		Non-financial Assets						
3111		Buildings and Constructions						
	508	Works and Constructions						
	015	Restoration, Rehabilitation and De	5730	25000	15000	20000	20000	30000
		Total of Item	5730	25000	15000	20000	20000	30000
		Total of Project / Treasury	5730	25000	15000	20000	20000	30000
Project		025 Remodelling Al Shoubak castle						
Fund Source		102001 Capital (Treasury)						
Group	item	Description	Actual 2010	Estimated 2011	Re-Estimated 2011	Estimated 2012	Indicative 2013	Indicative 2014
31		Non-financial Assets						
3111		Buildings and Constructions						
	508	Works and Constructions						
	015	Restoration, Rehabilitation and De	32047	20000	20000	30000	30000	40000
		Total of Item	32047	20000	20000	30000	30000	40000
		Total of Project / Treasury	32047	20000	20000	30000	30000	40000

# Capital Expenditures According to Program and Projects For the years 2010 - 2014

Chapter : 1802 Ministry of Tourism and Antiquities/Antiquities Department

( In JDs )

Program 3305 Maintaining the Traditional Inheritance and the Antiquities Sites								
Project		026 Remodelling Southern Ghour antiquites						
Fund Source		102001 Capital (Treasury)						
Group	item	Description	Actual 2010	Estimated 2011	Re-Estimated 2011	Estimated 2012	Indicative 2013	Indicative 2014
31		Non-financial Assets						
3111		Buildings and Constructions						
	508	Works and Constructions						
	015	Restoration, Rehabilitation and De	9777	20000	20000	20000	30000	20000
		Total of Item	9777	20000	20000	20000	30000	20000
		Total of Project / Treasury	9777	20000	20000	20000	30000	20000
Project		028 Expropriations						
Fund Source		102001 Capital (Treasury)						
Group	item	Description	Actual 2010	Estimated 2011	Re-Estimated 2011	Estimated 2012	Indicative 2013	Indicative 2014
31		Non-financial Assets						
3141		Lands						
	507	Lands						
	001	Lands Expropriation and Purchas	1299720	650000	650000	600000	625000	610000
		Total of Item	1299720	650000	650000	600000	625000	610000
		Total of Project / Treasury	1299720	650000	650000	600000	625000	610000
Project		029 Supporting the projects of National Museum						
Fund Source		102001 Capital (Treasury)						
Group	item	Description	Actual 2010	Estimated 2011	Re-Estimated 2011	Estimated 2012	Indicative 2013	Indicative 2014
26		Subsidy/Grants						
2632		Subsidy to other public gov. units/cap						
	509	Subsidy to other public gov. units/cap						
	057	Jordan Museum	155710	144000	144000	170000	200000	200000
		Total of Item	155710	144000	144000	170000	200000	200000
		Total of Project / Treasury	155710	144000	144000	170000	200000	200000
Project		030 Renovating the antiquities of Wadi Al-Rayyan						
Fund Source		102001 Capital (Treasury)						
Group	item	Description	Actual 2010	Estimated 2011	Re-Estimated 2011	Estimated 2012	Indicative 2013	Indicative 2014
31		Non-financial Assets						
3111		Buildings and Constructions						
	508	Works and Constructions						
	015	Restoration, Rehabilitation and De	9969	0	0	0	0	0
		Total of Item	9969	0	0	0	0	0
		Total of Project / Treasury	9969	0	0	0	0	0
Project		031 Renovating the antiquities of Rhab						
Fund Source		102001 Capital (Treasury)						
Group	item	Description	Actual 2010	Estimated 2011	Re-Estimated 2011	Estimated 2012	Indicative 2013	Indicative 2014
31		Non-financial Assets						
3111		Buildings and Constructions						
	508	Works and Constructions						
	015	Restoration, Rehabilitation and De	6410	0	0	0	0	0
		Total of Item	6410	0	0	0	0	0
		Total of Project / Treasury	6410	0	0	0	0	0

# Capital Expenditures According to Program and Projects For the years 2010 - 2014

Chapter : 1802 Ministry of Tourism and Antiquities/Antiquities Department

( In JDs )

Program 3305 Maintaining the Traditional Inheritance and the Antiquities Sites								
Project		032 Renovating the antiquities of Ramtha						
Fund Source		102001 Capital (Treasury)						
Group	item	Description	Actual 2010	Estimated 2011	Re-Estimated 2011	Estimated 2012	Indicative 2013	Indicative 2014
31		Non-financial Assets						
3111		Buildings and Constructions						
	508	Works and Constructions						
	015	Restoration, Rehabilitation and De	7731	0	0	0	0	0
		Total of Item	7731	0	0	0	0	0
		Total of Project / Treasury	7731	0	0	0	0	0
Project		033 Renovating the antiquities of Middle Ghour						
Fund Source		102001 Capital (Treasury)						
Group	item	Description	Actual 2010	Estimated 2011	Re-Estimated 2011	Estimated 2012	Indicative 2013	Indicative 2014
31		Non-financial Assets						
3111		Buildings and Constructions						
	508	Works and Constructions						
	015	Restoration, Rehabilitation and De	0	30000	30000	0	0	0
		Total of Item	0	30000	30000	0	0	0
		Total of Project / Treasury	0	30000	30000	0	0	0
Project		034 Dar Al-Saraya Museum						
Fund Source		102001 Capital (Treasury)						
Group	item	Description	Actual 2010	Estimated 2011	Re-Estimated 2011	Estimated 2012	Indicative 2013	Indicative 2014
31		Non-financial Assets						
3111		Buildings and Constructions						
	508	Works and Constructions						
	015	Restoration, Rehabilitation and De	4964	0	0	0	0	0
		Total of Item	4964	0	0	0	0	0
		Total of Project / Treasury	4964	0	0	0	0	0
Total of Program			2419008	2064000	1832000	1793000	2090000	2095000
Total of Chapter			2933160	2486270	2119000	2083000	2450000	2450000