

Chapter : 0304 Prime Ministry /Jordan News Agency

Creation: The Royal Decree to establish the Jordanian news agency as independent department of the Ministry of Media departments on 16/7/1969 and work as per regulation no.(94) for the year 2004 regulation (Jordanian News Agency) on 16/3/2009 the law no. (11) for the year 2009 (Jordanian News Agency Law for the Year 2009) according which the Jordanian News Agency become an institution called (Jordanian News Agency) symbolized with the word "Petra" enjoying a legal personality with financial and administrative independence.

Vision : Promoting the Agency to reach the level of the distinguished news agencies in the world.

Mission: Providing updated news services that are quick, comprehensive, accurate, fair, clear and attractive.

Tasks of the Ministry / Department:

- _ Present news services and press treatments and materials.
- _ Exchange vocational services and facilities with Arab and Global news agencies.
- _ Prepare specialized studies, researches and bulletins and opinion surveys.
- _ Enhance press and media professionalism in the kingdom.
- _ Cover and follow up the different events, issues and activities on the national, arab and international level especially those related to the Kingdom.

Ministry/Department Contribution to the Achievement of the National Objectives:

- _ Enhance the democratic approach and reform aspects especially the political reform.
- _ Achieving justice among citizens.
- _ Enhance the national unity and moral spirit of the citizens.

Major Issues and Challenges which face the Ministry / Department:

- _ Brain drain.
- _ Loss and damage of electronically stored data and information.
- _ Regular interruption of news and communication system for long periods.
- _ Penetration and disabling systems by hackers.
- _ Establishing other local news agencies.

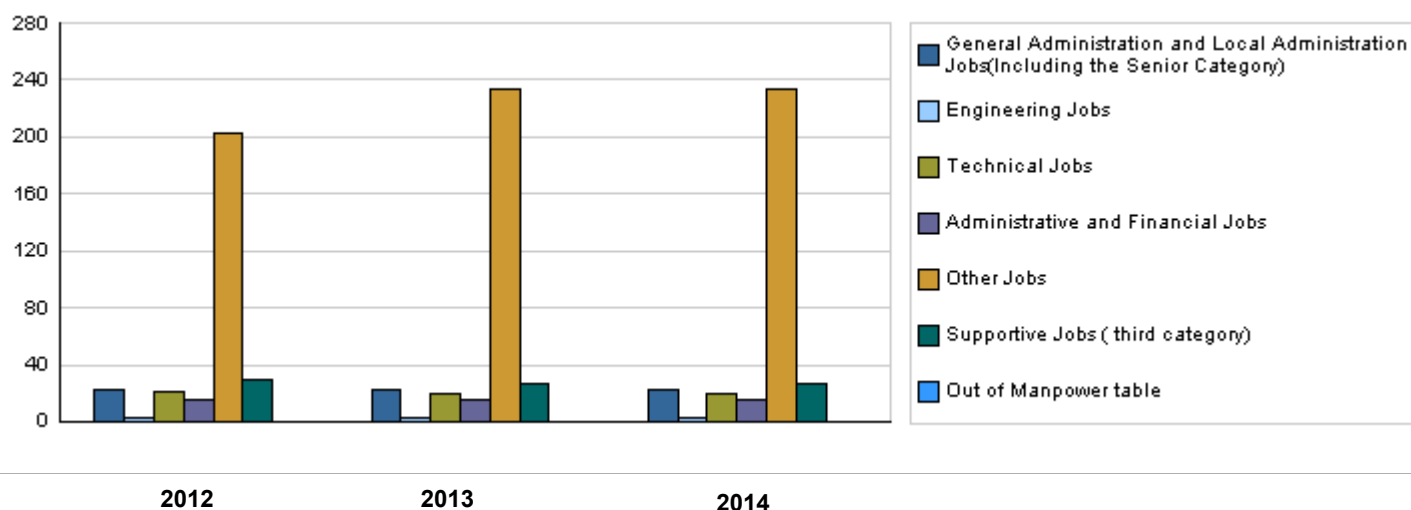
CHAPTER : 0304 Prime Ministry /Jordan News Agency

Strategic Objectives and Performance Indicators of the Ministry / Department

Strategic Objective	Performance Indicator	base year	Value	Actual Value	Target Value	Primary Self Evaluation	Target Value		
				2012	2013		2014	2015	2016
1 - Developing the news-related work and improving the journalistic product.	1 Number of the daily news issued by the Agency.	2009	100	115	120	120	125	125	130
	2 Percentage of news published in the newspapers taken from the Agency.	2009	%15	%20	%23	%23	%25	%27	%30

Number of Staff of the Ministry / Department

Group	Job	Actual 2012			Primary 2013			Estimated 2014		
		Male	Female	Total	Male	Female	Total	Male	Female	Total
General Administration and Local Administration	Leadership jobs	19	3	22	19	3	22	19	3	22
Engineering Jobs	Engineers	3	0	3	3	0	3	3	0	3
Technical Jobs	Programmers	6	0	6	6	0	6	6	0	6
	Other technical jobs	14	1	15	12	1	13	12	1	13
Administrative and Financial Jobs	Administrative and financial jobs	8	7	15	8	7	15	8	7	15
Other Jobs	Managers and heads of departments	16	9	25	16	9	25	16	9	25
	Other jobs	34	7	41	48	13	61	48	13	61
	Translator	1	3	4	1	3	4	1	3	4
	Editor/correspondent/Photographer	92	22	114	102	23	125	102	23	125
	Editorial Secretary	15	3	18	15	3	18	15	3	18
Supportive Jobs (third category)	Supportive jobs	27	3	30	25	2	27	25	2	27
Total		235	58	293	255	64	319	255	64	319
Out of Manpower table	Out of manpower table	0	0	0	0	0	0	0	0	0
Grand Total		235	58	293	255	64	319	255	64	319
Total Cost of Salaries		1893300	467377	2360677	1979200	496800	2476000	2107100	528900	2636000



Key Information of the Ministry / Department

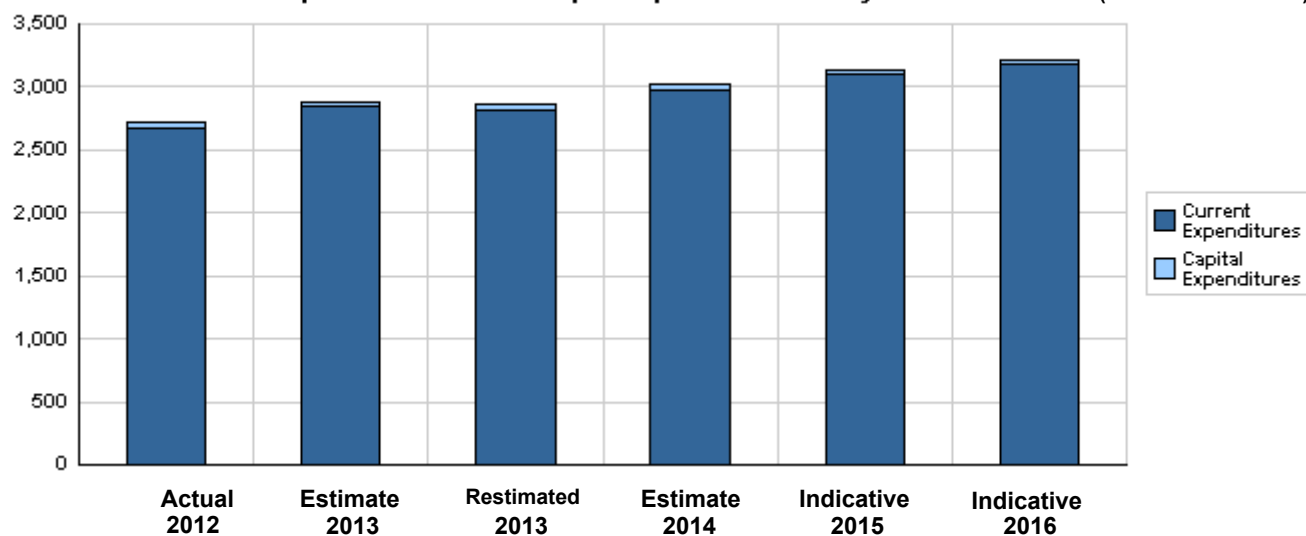
No.	Description
1	The Agency provides the daily bulletin service in Arabic Language (100 news per day).
2	The Agency provides the daily bulletin service in English Language (20 news per day).
3	The Agency provides the news archive service containing more than one million news.
4	The agency presents digital photographic image archive service including 110 thousand images.
5	The Agency has correspondents in the most important Arabian and foreign cities and capitals as well as offices in most of the Kingdom's governorates.

Overall Summary of Expenditures for Chapter 0304- Prime Ministry /Jordan News Agency
for the years 2012 - 2016

(In JDs)

Description		Actual 2012	Estimate 2013	Re_Estimate 2013	Estimate 2014	Indicative 2015 2016	
Group	Current Expenditures						
2111	Salaries, Wages and allowances	2,255,397	2,385,000	2,366,000	2,516,000	2,620,000	2,690,000
2121	Social Security Contributions	105,280	110,000	110,000	120,000	123,000	125,000
2211	Use of Goods and Services	189,938	212,000	212,000	230,000	240,000	250,000
2821	Other current expenses	125,608	135,000	130,000	115,000	115,000	115,000
3113	Other Fixed Assets	0	0	0	0	0	0
Total current expenditures		2,676,223	2,842,000	2,818,000	2,981,000	3,098,000	3,180,000
Capital Expenditures							
2211	Use of Goods and Services	0	20,000	16,000	10,000	10,000	25,000
3112	Machinery and Equipment	37,143	25,000	24,000	30,000	30,000	15,000
3113	Other Fixed Assets	4,987	0	0	0	0	0
Total capital expenditures		42,130	45,000	40,000	40,000	40,000	40,000
Treasury		42,130	45,000	40,000	40,000	40,000	40,000
Total current and capital expenditures		2,718,353	2,887,000	2,858,000	3,021,000	3,138,000	3,220,000

Graph of the current and capital expenditures for the years 2012 - 2016 (Thousands of JDs)



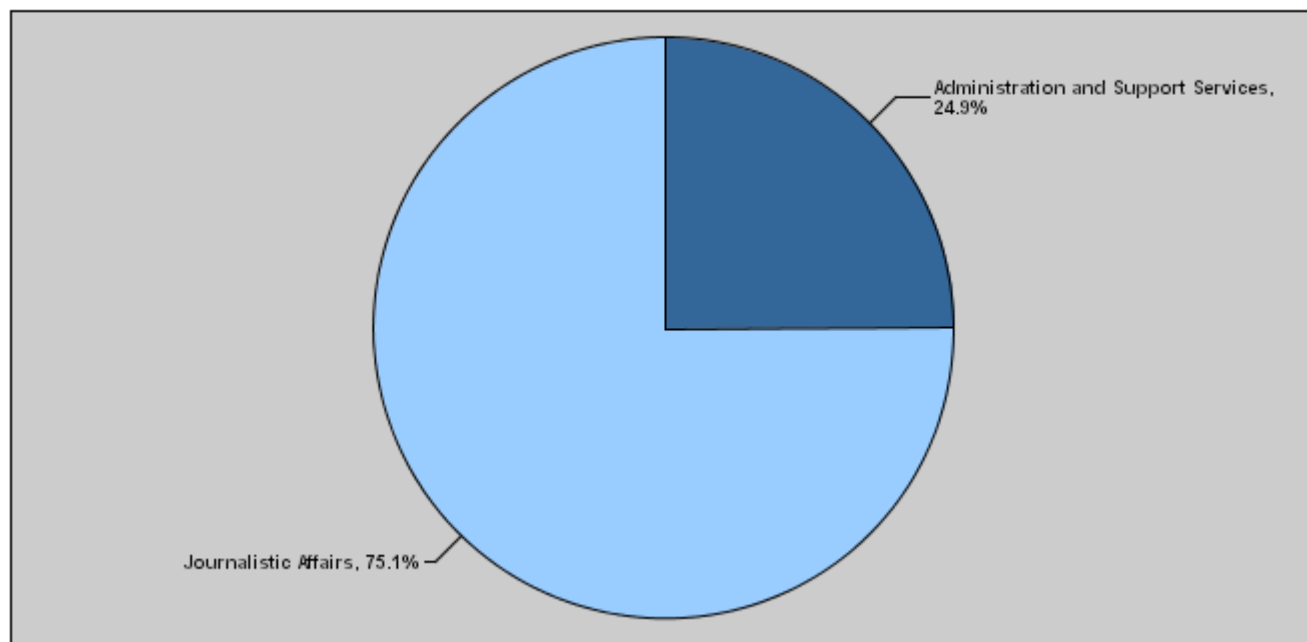
Budget of Chapter 0304 - Prime Ministry /Jordan News Agency

For the Year 2014 Distributed According to Program

(InJDs)

Prog.	Description	Current Expenditures	Capital Expenditure	Total Expenditure
0601	Administration and Support Services	752,000	0	752,000
0605	Journalistic Affairs	2,229,000	40,000	2,269,000
Total		2,981,000	40,000	3,021,000

Total Expenditures for the Year 2014 Distributed According to Program



Estimated Allocations For Females distributed according to Programs for the Years 2012 - 2016

Program		2012	2013	2014	2015	2016
0601	Administration and Support Services	122000	127000	133000	140000	149000
0605	Journalistic Affairs	323000	334000	342000	349000	361000
Total		445000	461000	475000	489000	510000

Budget Chapter 0304 - Prime Ministry /Jordan News Agency Distributed According to the Program

0601	Administration and Support Services Program								
<u>Objective of the program :</u>									
To preserve the continuity of department's work through the optimal usage of department's staff competences, and this program faces several challenges such as:-									
1- Non-existence of developed computer software.									
2- Lack of human competences.									
3- Limited financial resources.									
<u>The strategic objective related to the program :</u>									
Developing the news-related work and improving the journalistic product									
<u>Directorates associated with the program :</u>									
1- Financial Affairs 2- Administrative Affairs 2- Technical Affairs									
<u>Services provided by the program :</u>									
1- Financial affairs services.									
2- Administrative affairs services.									
3- Technical affairs services.									
<u>Staff working in the program :</u>									
The program is implemented through a functional staff in 2013 estimated with (154) staff, including (123) males and (31) females .									
Performance Measurement Indicators for program									
Performance Measurement Indicator		Base Year	Value	Actual value	Target Value	First Self Evaluation	Target		
				2012	2013	2013	2014	2015	2016
1	Percentage of qualified employees.	2007	%75	%90	%92	%92	%94	%95	%95
2	Percentage of the Agency's clients satisfaction.	2007	%80	%90	%93	%93	%95	%97	%97
Appropriations OF Administration and Support Services Program as Per Activities and Projects. (In JDs)									
Activities and Projects		Actual 2012	Estimate 2013	Re_Estimate 2013	Estimate 2014	Indicative 2015 2016			
Current Expenditures		674,511	729,500	729,500	752,000	769,000	790,000		
601	Administrative and Support Services	674,511	729,500	729,500	752,000	769,000	790,000		
Capital Expenditures		0	0	0	0	0	0		
Program / Treasury		0	0	0	0	0	0		
Total Program		674,511	729,500	729,500	752,000	769,000	790,000		

Budget Chapter 0304 - Prime Ministry /Jordan News Agency Distributed According to the Program

0605

Journalistic Affairs Program

Objective of the program :

To improve the press product and provide news, bulletines, researches, opinion questionnaire

The strategic objective related to the program :

Developing the news-related work and improving the journalistic product

Directorates associated with the program :

1- News
2- Editing.
3- Reportages.
4- Economic affairs.5-Information and Studies. 6-Development and Training

Services provided by the program :

1- Editing and news in english and arabic.
2- Economic affairs news.
3- Reportages services.

Staff working in the program :

The program is implemented through a functional staff in 2013 estimated with (165) staff, including (132) males and (33) females .

Performance Measurement Indicators for program

Performance Measurement Indicator		Base Year	Value	Actual value	Target Value	First Self Evaluation	Target		
				2012	2013	2013	2014	2015	2016
1	Number of monthly website visitors.	2009	105000	120000	125000	125000	127000	130000	132000
2	Number of monthly urgent news.	2009	25	30	33	33	35	36	37
3	Number of monthly press conferences.	2009	3	12	13	13	14	15	16

Appropriations OF Journalistic Affairs Program as Per Activities and Projects. (In JDs

Activities and Projects		Actual	Estimate	Re_Estimate	Estimate	Indicative	
		2012	2013	2013	2014	2015	2016
Current Expenditures		2,001,712	2,112,500	2,088,500	2,229,000	2,329,000	2,390,000
601	News Services	2,001,712	2,112,500	2,088,500	2,229,000	2,329,000	2,390,000
Capital Expenditures		42,130	45,000	40,000	40,000	40,000	40,000
001	Journalistic Affairs Program Administration Project	42,130	45,000	40,000	40,000	40,000	40,000
Program / Treasury		42,130	45,000	40,000	40,000	40,000	40,000
Total Program		2,043,842	2,157,500	2,128,500	2,269,000	2,369,000	2,430,000

Chapter :0304 Prime Ministry /Jordan News Agency

Vision : Promoting the Agency to reach the level of the distinguished news agencies in the world.

Mission : Providing updated news services that are quick, comprehensive, accurate, fair, clear and attractive.

Legal Framework : Jordan News Agency Regulation No. (94) for the year 2004

Strategic Objectives / Performance Indicators

Strategic Objectives Description	Performance Measurement Indicators		Base Value		Actual Value	Target Value	Initial Internal Evaluation	Target		
			Base Year	Value						
					2012	2013	2013	2014	2015	2016
1 - Developing the news-related work and improving the journalistic product.	1	Number of the daily news issued by the Agency.	2009	100	115	120	120	125	125	130
	2	Percentage of news published in the newspapers taken from the Agency.	2009	%15	%20	%23	%23	%25	%27	%30

Programs / Performance Indicators

Goal	Programs		Descreption of Performance Indicators		Base Value		Actual Value	Target Value	Initial Internal	Target		
					Base Year	Value						
							2012	2013	2013	2014	2015	2016
1	0601	Administration and Support Services	1	Percentage of qualified employees.	2007	%75	%90	%92	%92	%94	%95	%95
			2	Percentage of the Agency's clients satisfaction.	2007	%80	%90	%93	%93	%95	%97	%97
	0605	Journalistic Affairs	1	Number of monthly website visitors.	2009	105000	120000	125000	125000	127000	130000	132000
			2	Number of monthly urgent news.	2009	25	30	33	33	35	36	37
			3	Number of monthly press conferences.	2009	3	12	13	13	14	15	16

Programs Appropriations

Goal	Programs			Actual	Estimated	Re-stemated	Estimated	Indecative	Indecative
				2012	2013	2013	2014	2015	2016
1	0601	Administration and Support Services	Current	674511	729500	729500	752000	769000	790000
			Capital	0	0	0	0	0	0
			Total	674511	729500	729500	752000	769000	790000
	0605	Journalistic Affairs	Current	2001712	2112500	2088500	2229000	2329000	2390000
			Capital	42130	45000	40000	40000	40000	40000
			Total	2043842	2157500	2128500	2269000	2369000	2430000
			Total of Current	2676223	2842000	2818000	2981000	3098000	3180000
			Total of Capital	42130	45000	40000	40000	40000	40000
			Total of Chapter	2718353	2887000	2858000	3021000	3138000	3220000

Current Activities Appropriations

Prog.	Activities			Actual	Estimated	Re-stemated	Estimated	Indecative	Indecative
				2012	2013	2013	2014	2015	2016
0601	601	Administrative and Support Services		674511	729500	729500	752000	769000	790000
		Total of Program		674511	729500	729500	752000	769000	790000
0605	601	News Services		2001712	2112500	2088500	2229000	2329000	2390000
		Total of Program		2001712	2112500	2088500	2229000	2329000	2390000
		Total		2676223	2842000	2818000	2981000	3098000	3180000

Capital Projects Appropriations

Prog.	Projects			Actual	Estimated	Re-stemated	Estimated	Indecative	Indecative
				2012	2013	2013	2014	2015	2016
0605	001	Journalistic Affairs Program Administration Project		42130	45000	40000	40000	40000	40000
		Total of Program		42130	45000	40000	40000	40000	40000
		Total		42130	45000	40000	40000	40000	40000

Overall Summary of Current Expenditures for the years 2012 - 2016

Chapter: 0304 Prime Ministry /Jordan News Agency

(In JDs)

Group	Item	Description	Actual 2012	Estimated 2013	Re-stimated 2013	Estimated 2014	Indicative 2015	Indicative 2016
21		Compensations of Employees						
2111		Salaries, Wages and allowances						
	101	Classified Employees	324498	339000	339000	359000	376000	384000
	102	Permanent Unclassified Employees	354590	373000	373000	415000	434000	449000
	103	Contract Employees	28439	33000	33000	35000	36000	37000
	105	Personal Cost of Living Allowance	372974	387000	386000	419000	431000	444000
	106	Family Allowance	43242	47000	47000	51000	53000	55000
	111	Additional Allowance	772226	758000	758000	800000	836000	859500
	112	Other Allowances	163770	237000	220000	230000	243000	246500
	113	Transportation Allowance	89000	100000	99000	95000	98000	101000
	114	Transport Allowance	20265	21000	21000	22000	23000	24000
	116	Employees' bonuses	86393	90000	90000	90000	90000	90000
Total			2255397	2385000	2366000	2516000	2620000	2690000
2121		Social Security Contributions						
	301	Social Security	105280	110000	110000	120000	123000	125000
Total			105280	110000	110000	120000	123000	125000
22		Use of Goods and Services						
2211		Use of Goods and Services						
	201	Rents	15000	16100	16100	16500	16500	16500
	202	Telecommunications Services	41043	40000	40000	40000	42000	44000
	203	Water	2215	2500	2500	2500	2500	3000
	204	Electricity	63585	69400	69400	86000	89000	91500
	205	Fuels	11708	15000	15000	15000	16000	17000
	206	Maintenance of Machines, furniture and acce	7822	9000	9000	9000	9500	10000
	207	Maintenance of Vehicles, Heavy Duty Machin	4982	6500	6500	7000	7500	8000
	208	Repair and maintenance of buildings and ac	4874	5000	5000	5000	6000	7000
	209	Office Supplies	4991	7000	7000	7000	7500	8000
	210	Raw materials (Medicines, Clothes, Food, F	5141	6000	6000	5000	5500	6000
	211	Cleaning Services and supplies (including	14474	12900	12900	15000	15500	16000
	212	Insurance	2757	5600	5600	5000	5500	6000
	213	Official Travel Missions	1297	2000	2000	2000	2000	2000
	214	Other goods and services expenses	10049	15000	15000	15000	15000	15000
Total			189938	212000	212000	230000	240000	250000
28		Other expenditures						
2821		Other current expenses						
	302	Contributions	0	2500	2500	2500	2500	2500
	303	Scientific Scholarships and Training Course	1498	4500	4500	4500	4500	4500
	305	Non-Employees' Bonuses	124110	128000	123000	108000	108000	108000
Total			125608	135000	130000	115000	115000	115000
Total of Chapter			2676223	2842000	2818000	2981000	3098000	3180000

Current Expenditures According to Program and Activities For The Years 2012 - 2016

Chapter : 0304 - Prime Ministry /Jordan News Agency

(In JDs)

Program : 0601 - Administration and Support Services								
Activity : 601 - Administrative and Support Services								
Group	Item	Description	Actual 2012	Estimated 2013	Re-estimated 2013	Estimated 2014	Indicative 2015	Indicative 2016
21		Compensations of Employees						
2111		Salaries, Wages and allowances						
	101	Classified Employees	69355	73000	73000	76000	78000	81000
	102	Permanent Unclassified Employees	174072	176500	176500	182000	188000	195000
	105	Personal Cost of Living Allowance	147641	149000	149000	155000	157000	160000
	106	Family Allowance	18892	20000	20000	21000	22000	23000
	111	Additional Allowance	129152	129000	129000	133000	136000	140000
	112	Other Allowances	10006	13000	13000	13500	14000	14500
	113	Transportation Allowance	29000	32000	32000	33000	34000	35000
	114	Transport Allowance	10000	12000	12000	12500	13000	13500
	116	Employees' bonuses	86393	90000	90000	90000	90000	90000
Total			674511	694500	694500	716000	732000	752000
2121		Social Security Contributions						
	301	Social Security	0	35000	35000	36000	37000	38000
Total			0	35000	35000	36000	37000	38000
Total of Activity			674511	729500	729500	752000	769000	790000
Total of Program			674511	729500	729500	752000	769000	790000
Program : 0605 - Journalistic Affairs								
Activity : 601 - News Services								
Group	Item	Description	Actual 2012	Estimated 2013	Re-estimated 2013	Estimated 2014	Indicative 2015	Indicative 2016
21		Compensations of Employees						
2111		Salaries, Wages and allowances						
	101	Classified Employees	255143	266000	266000	283000	298000	303000
	102	Permanent Unclassified Employees	180518	196500	196500	233000	246000	254000
	103	Contract Employees	28439	33000	33000	35000	36000	37000
	105	Personal Cost of Living Allowance	225333	238000	237000	264000	274000	284000
	106	Family Allowance	24350	27000	27000	30000	31000	32000
	111	Additional Allowance	643074	629000	629000	667000	700000	719500
	112	Other Allowances	153764	224000	207000	216500	229000	232000
	113	Transportation Allowance	60000	68000	67000	62000	64000	66000
	114	Transport Allowance	10265	9000	9000	9500	10000	10500
Total			1580886	1690500	1671500	1800000	1888000	1938000
2121		Social Security Contributions						
	301	Social Security	105280	75000	75000	84000	86000	87000
Total			105280	75000	75000	84000	86000	87000
22		Use of Goods and Services						
2211		Use of Goods and Services						
	201	Rents	15000	16100	16100	16500	16500	16500
	202	Telecommunications Services	41043	40000	40000	40000	42000	44000
	203	Water	2215	2500	2500	2500	2500	3000
	204	Electricity	63585	69400	69400	86000	89000	91500
	205	Fuels	11708	15000	15000	15000	16000	17000
	206	Maintenance of Machines, furniture and acco	7822	9000	9000	9000	9500	10000
	207	Maintenance of Vehicles, Heavy Duty Machi	4982	6500	6500	7000	7500	8000
	208	Repair and maintenance of buildings and a	4874	5000	5000	5000	6000	7000
	209	Office Supplies	4991	7000	7000	7000	7500	8000
	210	Raw materials (Medicines, Clothes, Food,	5141	6000	6000	5000	5500	6000
	211	Cleaning Services and supplies (including	14474	12900	12900	15000	15500	16000
	212	Insurance	2757	5600	5600	5000	5500	6000
	213	Official Travel Missions	1297	2000	2000	2000	2000	2000
	214	Other goods and services expenses	10049	15000	15000	15000	15000	15000
	999	n.e.c	10049	15000	15000	15000	15000	15000
Total			189938	212000	212000	230000	240000	250000
28		Other expenditures						
2821		Other current expenses						
	302	Contributions	0	2500	2500	2500	2500	2500
	303	Scientific Scholarships and Training Cours	1498	4500	4500	4500	4500	4500
	305	Non-Employees' Bonuses	124110	128000	123000	108000	108000	108000
Total			125608	135000	130000	115000	115000	115000
Total of Activity			2001712	2112500	2088500	2229000	2329000	2390000
Total of Program			2001712	2112500	2088500	2229000	2329000	2390000
Total of Chapter			2676223	2842000	2818000	2981000	3098000	3180000

Current Expenditures According to Program and Activities For The Years 2012 - 2016

Chapter : 0304 - Prime Ministry /Jordan News Agency

(In JDs)

Overall Summary of Capital Expenditures For The Years 2012 - 2016

Chapter : 0304 Prime Ministry /Jordan News Agency

(In JDs)

Group	Item	Description	Actual 2012	Estimated 2013	Re-Estimated 2013	Estimated 2014	Indicative 2015	Indicative 2016
		Expenditures						
22		Use of Goods and Services						
2211		Use of Goods and Services						
	510	Buildings and facilities repair and maintenanc	0	8700	5700	10000	10000	10000
	512	Operating and maintenance Expenses	0	11300	10300	0	0	15000
Total			0	20000	16000	10000	10000	25000
		Fixed Assets						
31		Non-financial Assets						
3112		Machinery and Equipment						
	505	Equipments, Machines and Apparatus	37143	25000	24000	30000	30000	15000
Total			37143	25000	24000	30000	30000	15000
3113		Other Fixed Assets						
	511	Equipping and furnishing	4987	0	0	0	0	0
Total			4987	0	0	0	0	0
Total of Chapter			42130	45000	40000	40000	40000	40000

Capital Expenditures According to Program and Projects For the years 2012 - 2016

Chapter : 0304 Prime Ministry /Jordan News Agency

(In JDs)

Program 0605 Journalistic Affairs								
Project		001 Journalistic Affairs Program Administration Project						
Fund Source		102001	Capital (Treasury)					
Group	item	Description	Actual 2012	Estimated 2013	Re-Estimated 2013	Estimated 2014	Indicative 2015	Indicative 2016
22		Use of Goods and Services						
2211		Use of Goods and Services						
	510	Buildings and facilities repair and maintenance						
	008	Miscellaneous buildings maintenance	0	8700	5700	10000	10000	10000
		Total of Item	0	8700	5700	10000	10000	10000
	512	Operating and maintenance Expenses						
	015	Operating systems and software	0	11300	10300	0	0	15000
		Total of Item	0	11300	10300	0	0	15000
31		Non-financial Assets						
3112		Machinery and Equipment						
	505	Equipments, Machines and Apparatus						
	001	Computers and accessories	18983	10000	9000	15000	15000	15000
	003	Office apparatus and equipment	735	1000	1000	0	0	0
	036	Cameras	17425	0	0	0	0	0
	068	Solar cells generating the electric power	0	0	0	15000	15000	0
	999	n.e.c	0	14000	14000	0	0	0
		Total of Item	37143	25000	24000	30000	30000	15000
3113		Other Fixed Assets						
	511	Equipping and furnishing						
	999	n.e.c	4987	0	0	0	0	0
		Total of Item	4987	0	0	0	0	0
		Total of Project / Treasury	42130	45000	40000	40000	40000	40000
		Total of Program	42130	45000	40000	40000	40000	40000
		Total of Chapter	42130	45000	40000	40000	40000	40000