

Chapter : 1101 Ministry of Justice

- Creation:** The Ministry of Justice was established on 11/4/1921 under the name of (justice consultations) and this name was changed to become the Ministry of Justice on 1/3/1929 and the Ministry was established to become the executive arm of the Jordanian Judicial services and since then it commenced its role in achieving the basic mission of the country represented in establishing fairness and justice as well as protecting rights and freedoms.
- Vision :** Initiative and effective institution to enhance the independence of judicature and the rule of law to realize prompt justice and protect rights and freedom.
- Mission:** Contributing to preparing efficient & just judicial and legal environment which protects the rights and enhances the principles of transparency, job opportunities, developing judicial services, drawing up policies and modern legislative frameworks and strengthening ties with the concerned in litigation and legal support process.

Tasks of the Ministry / Department:

- Promote the level of performance and services of the legal and judicial body to perform its tasks efficiently and effectively.
- Strengthen the impartiality and independence of judiciary and supply it with qualified and trained human resources.
- Achieve fairness and enhance the competitiveness of national economy.
- Set necessary policies and legislative frameworks to keep pace with
- Disseminate the legal culture among different segments of society and sensitize them of their rights.
- Develop the means and procedures of Jordanian judiciary as per the best applicable international practices.

Ministry/Department Contribution to the Achievement of the National Objectives:

- Establish the state of law and institutions and achieve fairness, enhance opportunity equality principles, transparency and protection of rights and freedoms.

Major Issues and Challenges which face the Ministry / Department:

- The increasing cases, massiveness of cases, increasing judicial burden due to the complexity and overlapping of social and economic relations as well as population growth against limitedness of specialized judges.
- Low level of infrastructure level in some courts.
- Limitedness of advance and job development especially those not holding law certificate.
- The gap existed among different administrative levels (weakness of middle administration) and absence of job replacement plans which lead to brain drain and difficulty in attraction and weakness of incentives.
- Weakness of university and college education outputs.

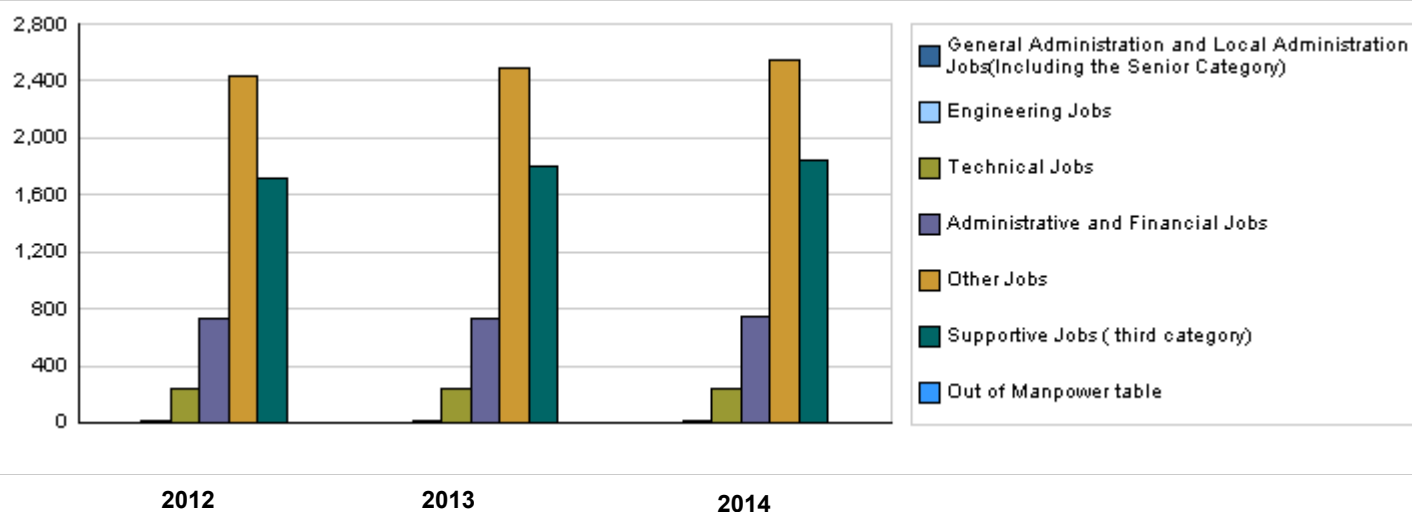
CHAPTER : 1101 Ministry of Justice

Strategic Objectives and Performance Indicators of the Ministry / Department

Strategic Objective	Performance Indicator	base year	Value	Actual Value	Target Value	Primary Self Evaluation	Target Value		
				2012	2013	2013	2014	2015	2016
1 - Support the independence of Judicature.	1 Jordan's order global competitiveness report in terms of effectiveness and judicature independence.	2007	131/38	133/38	133/38	133/36	133/36	133/35	133/34
2 - Increase the efficiency of Justice sector.	1 Litigation rate in First of Instance cases (per day).	2004	543	317	290	290	290	290	285
	2 Litigation rate in Magistrate Court cases (per day).	2004	243	140	136	136	136	130	128
	3 Number of model courts.	2006	15/6	16/15	16/15	16/15	15	16	16
	4 Number of e-services.	2008	3	11	12	11	12	12	12
3 - Enhance the rule of Law.	1 Jordan's order in rule of law standard according to the World Bank statistics.	2006	2.5/0.45	2.5/0.5	2.5/0.75	2.5/0.75	2.5/0.72	2.5/0.75	2.5/0.78

Number of Staff of the Ministry / Department

Group	Job	Actual 2012			Primary 2013			Estimated 2014		
		Male	Female	Total	Male	Female	Total	Male	Female	Total
General Administration and Local Admini	Secretary General	1	0	1	1	0	1	1	0	1
	Director General	1	0	1	1	0	1	1	0	1
Engineering Jobs	Engineering jobs	6	4	10	7	3	10	7	3	10
Technical Jobs	technical jobs	123	112	235	125	108	233	125	108	233
Administrative and Financial Jobs	Administrative and financial j	371	357	728	378	355	733	388	355	743
Other Jobs	Department of Justice	771	141	912	791	151	942	806	161	967
	notary, officer, researcher, he	930	596	1526	943	608	1551	958	623	1581
Supportive Jobs (third category)	Supportive jobs	1076	647	1723	1120	687	1807	1135	702	1837
Total		3279	1857	5136	3366	1912	5278	3421	1952	5373
Out of Manpower table	Out of manpower table	0	0	0	0	0	0	0	0	0
Grand Total		3279	1857	5136	3366	1912	5278	3421	1952	5373
Total Cost of Salaries		25000000	14061219	39061219	26403200	14851800	41255000	27372800	15397200	42770000



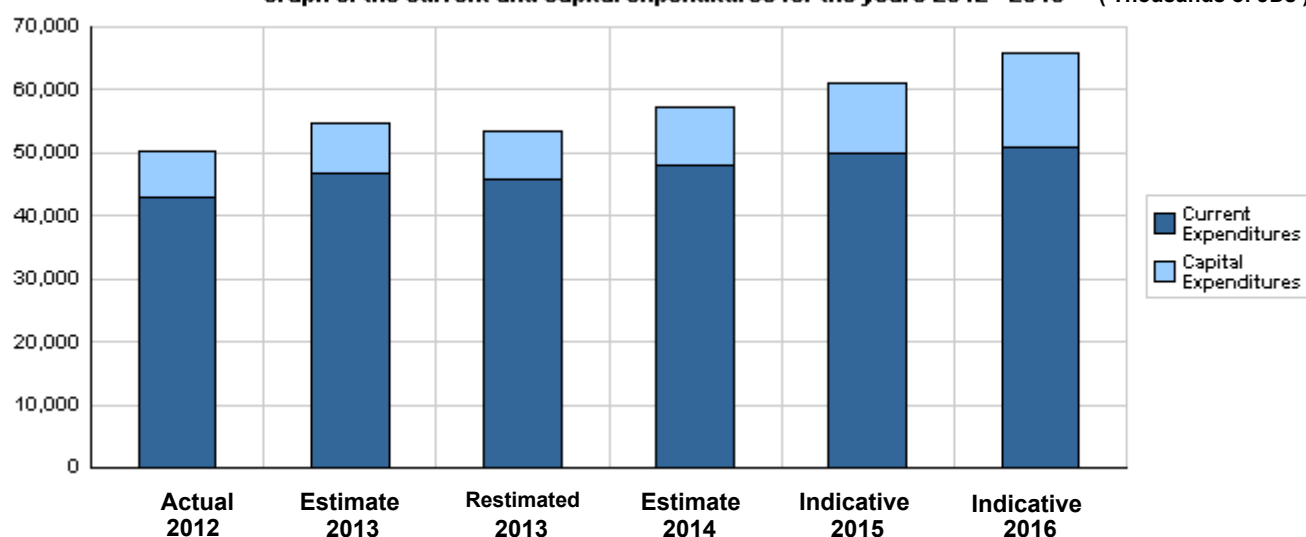
Key Information of the Ministry / Department																	
No.	Description	base year	Value	Primary 2013	Estimated 2014												
					Irbid	Mafraq	Jarsh	Ajloun	Amman	Balqa'	Zaraq'	Madaba	Karak	Ma'an	Tafila	Aqaba	Total
1	Number of courts	2008	79	86	13	5	3	3	31	6	5	4	8	10	4	4	96
2	Number of incoming cases.	2008	363160	582276	95388	15369	10789	8496	291496	17908	39026	6237	13200	13075	2886	7834	521704
3	Number of settled cases	2008	350513	444078	89412	14683	10303	8840	267997	15761	38394	6417	12360	12593	3012	8714	488486
4	Number of retained cases.	2008	83025	122293	25332	2895	2839	3616	78216	6580	9000	1203	4098	1411	417	1811	137418
5	Justice palaces.	2008	4	8	1	0	0	1	2	1	2	1	1	0	0	0	9

Overall Summary of Expenditures for Chapter 1101- Ministry of Justice
for the years 2012 - 2016

(In JDs)

Description		Actual 2012	Estimate 2013	Re_Estimate 2013	Estimate 2014	Indicative 2015 2016	
Group	Current Expenditures						
2111	Salaries, Wages and allowances	37,515,754	40,476,000	39,578,000	40,928,000	42,660,000	43,515,000
2121	Social Security Contributions	1,545,465	1,677,000	1,677,000	1,842,000	1,897,000	1,954,000
2211	Use of Goods and Services	3,951,409	4,556,000	4,556,000	5,200,000	5,350,000	5,500,000
2821	Other current expenses	48,211	60,000	60,000	70,000	70,000	70,000
3112	Machinery and Equipment	0	0	0	0	0	0
3113	Other Fixed Assets	0	0	0	0	0	0
Total current expenditures		43,060,839	46,769,000	45,871,000	48,040,000	49,977,000	51,039,000
Capital Expenditures							
2211	Use of Goods and Services	4,240,289	5,055,000	4,795,000	6,455,000	7,635,000	8,185,000
2822	Other Capital expenditures	0	5,000	5,000	75,000	75,000	75,000
3111	Buildings and Constructions	2,295,396	2,300,000	2,300,000	2,300,000	2,860,000	6,200,000
3112	Machinery and Equipment	495,871	615,000	530,000	370,000	395,000	405,000
3113	Other Fixed Assets	39,094	116,000	111,000	50,000	60,000	60,000
3141	Lands	0	0	0	0	0	0
Total capital expenditures		7,070,650	8,091,000	7,741,000	9,250,000	11,025,000	14,925,000
Treasury		7,070,650	8,091,000	7,741,000	9,250,000	11,025,000	14,925,000
Total current and capital expenditures		50,131,489	54,860,000	53,612,000	57,290,000	61,002,000	65,964,000

Graph of the current and capital expenditures for the years 2012 - 2016 (Thousands of JDs)

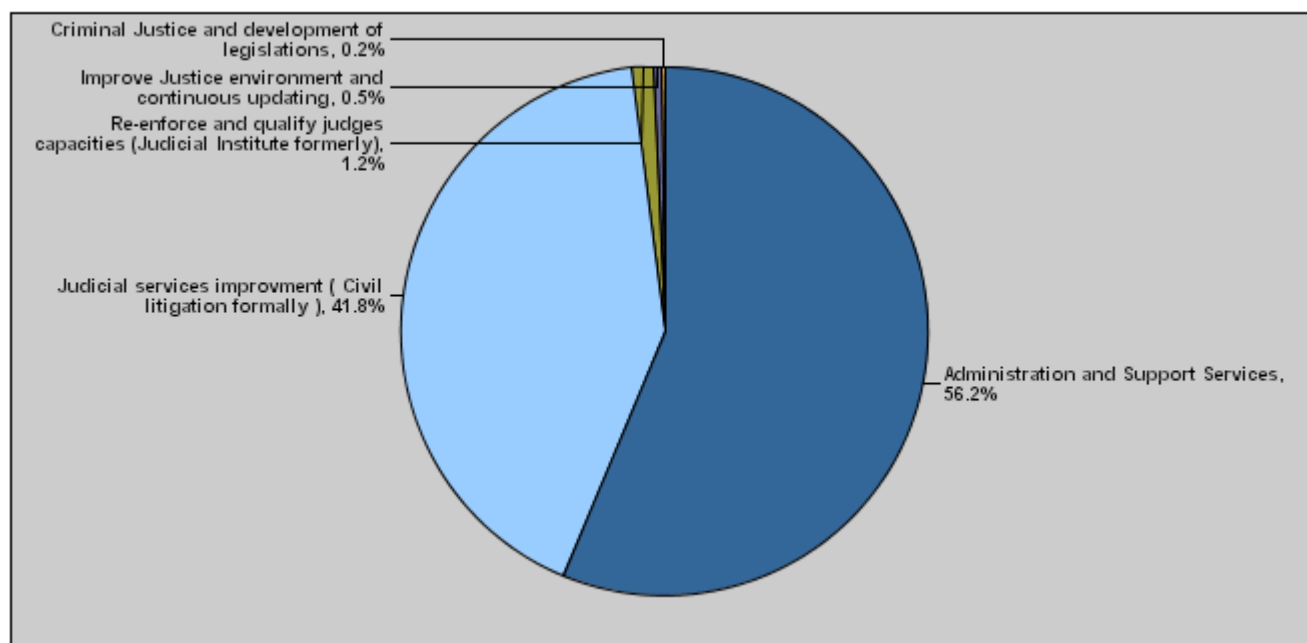


Budget of Chapter 1101 - Ministry of Justice
For the Year 2014 Distributed According to Program

(InJDs)

Prog.	Description	Current Expenditures	Capital Expenditure	Total Expenditure
1801	Administration and Support Services	26,424,500	5,775,000	32,199,500
1805	Judicial services improvment (Civil litigation formally)	21,140,000	2,835,000	23,975,000
1810	Re-enforce and qualify judges capacities (Judicial Institute formerly)	475,500	240,000	715,500
1815	Improve Justice environment and continuous updating	0	275,000	275,000
1820	Criminal Justice and development of legislations	0	125,000	125,000
Total		48,040,000	9,250,000	57,290,000

Total Expenditures for the Year 2014 Distributed According to Program



Estimated Allocations For Females distributed according to Programs for the Years 2012 - 2016

Program		2012	2013	2014	2015	2016
1801	Administration and Support Services	10698094	11578800	12879800	13848600	14335800
1805	Judicial services improvment (Civil litigation formally)	3609121	3782720	3468000	3569920	3624960
1810	Re-enforce and qualify judges capacities (Judicial Institute formerly)	290237	358050	250425	275975	296975
Total		14597452	15719570	16598225	17694495	18257735

Budget Chapter 1101 - Ministry of Justice Distributed According to the Program

1801	Administration and Support Services Program								
<u>Objective of the program :</u>									
To raise the institutional capacity of employees through training, improve provided services, and work on institutionalizing the work mechanisms and awaring service recipients and spreading the legal culture.									
<u>The strategic objective related to the program :</u>									
Increase the efficiency of Justice sector.									
<u>Directorates associated with the program :</u>									
1- Financial affairs directorate.									
2- Administrative affairs and human resources directorate.									
3- Information technology manegement directorate.									
4- Communications directorate.									
5- Buildings and projects affairs management directorate.									
6- Internal control unit. 7- Human Resources Directorate. 8-Human Rights and Women Affairs Directorate.									
<u>Services provided by the program :</u>									
1- Build and raise the employees capacities through training.									
2- Improve the presented services and simplify procedures to obtain the satisfaction service recipients through computerizing services and re-engineering work procedures of the departments.									
3- Promote the institutional performance of the Ministry and courts through work development and institutionalism.									
4- Aware service recipients and spread the legal culture through different publications and media means.									
<u>Staff working in the program :</u>									
The program is implemented through a functional staff in 2013 estimated with (4319) staff, including (2564) males and (1755) females .									
Performance Measurement Indicators for program									
Performance Measurement Indicator		Base Year	Value	Actual value	Target Value	First Self Evaluation	Target		
				2012	2013	2013	2014	2015	2016
1	Number of legal consultations provided by the Ministry to government institutions and departments.	2008	1300	400	1300	450	1200	1200	1200
2	Number of training courses for the employees of the Ministry of Justice.	2012	122	122	150	70	160	170	180
3	Number of employees who participated in training courses.	2012	845	845	950	444	600	800	950
Appropriations OF Administration and Support Services Program as Per Activities and Projects. (In JDs									
Activities and Projects		Actual	Estimate	Re_Estimate	Estimate	Indicative			
		2012	2013	2013	2014	2015	2016		
Current Expenditures		23,260,521	25,293,000	24,926,000	26,424,500	27,721,500	28,439,500		
601	Administrative and Support Services	23,260,521	25,293,000	24,926,000	26,424,500	27,721,500	28,439,500		
Capital Expenditures		3,484,715	4,021,000	4,021,000	5,775,000	6,900,000	7,400,000		
001	Administration Project	3,484,715	4,021,000	4,021,000	5,775,000	6,900,000	7,400,000		
Program / Treasury		3,484,715	4,021,000	4,021,000	5,775,000	6,900,000	7,400,000		
Total Program		26,745,236	29,314,000	28,947,000	32,199,500	34,621,500	35,839,500		

Budget Chapter 1101 - Ministry of Justice Distributed According to the Program

1805	Judicial services improvment (Civil litigation formally) Program
Objective of the program :	
To supply the judicial services with sufficient number of qualified and trained judges, as well as to develop and update legislations to keep up with the local, regional and international developments.	
The strategic objective related to the program :	
Support the independence of Judicature.	
Directorates associated with the program :	
1- Judicial Council 2- Technical Office. 3- Public Prosecution 4- Civil Attorney General 5- Judicial inspection Directorate.	
Services provided by the program :	
1- Supply judicial services with sufficient number of qualified judges and trainers. 2- Improve decisions quality. 3- Reduce litigation duration.	
Staff working in the program :	
The program is implemented through a functional staff in 2013 estimated with (942) staff, including (791) males and (151) females .	

Performance Measurement Indicators for program											
Performance Measurement Indicator				Base Year	Value	Actual value	Target Value	First Self Evaluation	Target		
						2012	2013	2013	2014	2015	2016
1	Number of appointments as per new procedures and standards.			2012	249	249	-	163	60	50	50
2	Number of judges transferred or delegated to new specializations.			2012	194	194	-	281	140	140	140
Appropriations OF Judicial services improvment (Civil litigation formally) Program as Per Activities and Projects (in JDs)											
Activities and Projects				Actual	Estimate	Re_Estimate	Estimate	Indicative			
				2012	2013	2013	2014	2015	2016		
Current Expenditures				19,492,747	21,020,000	20,497,000	21,140,000	21,767,000	22,101,000		
601	Regular Litigation			19,492,747	21,020,000	20,497,000	21,140,000	21,767,000	22,101,000		
Capital Expenditures				3,064,257	3,370,000	3,145,000	2,835,000	1,295,000	555,000		
001	Judicial services development program administration			768,861	995,000	845,000	535,000	545,000	555,000		
002	Justice Palace air conditioning system			0	50,000	0	0	0	0		
008	Establishing the building of Justice Palace in Madaba			106,111	500,000	500,000	500,000	0	0		
009	Establishing the building of Justice Palace in Zarqa			656,008	600,000	600,000	600,000	0	0		
010	Establishing the building of Justice Palace in Rusaifa			865,361	700,000	700,000	700,000	750,000	0		
011	Establishing the building of Justice Palace in Ajloun			667,916	500,000	500,000	500,000	0	0		
017	Activating and developing the technical office and providing it with competences			0	10,000	0	0	0	0		
018	Establishing Judicial intermediation management in (8) first instance courts			0	10,000	0	0	0	0		
019	Reviewing and developing judicial legislations			0	5,000	0	0	0	0		
Program / Treasury				3,064,257	3,370,000	3,145,000	2,835,000	1,295,000	555,000		
Total Program				22,557,004	24,390,000	23,642,000	23,975,000	23,062,000	22,656,000		

Budget Chapter 1101 - Ministry of Justice Distributed According to the Program

1810	Re-enforce and qualify judges capacities (Judicial Institute formerly) Program
-------------	---

Objective of the program :

To contribute to setting strategies and plans aiming at promoting the level of judicial body as well as exchanging the technical and academic cooperation and experiences among the Institute and the different judicial and legal authorities, institutions and institutes.

The strategic objective related to the program :

Support the independence of Judicature.

Directorates associated with the program :

The Jordanian Judicial Institute

Services provided by the program :

- 1- Contribute to setting strategies and plans aiming at promoting the level of the Jordanian Judicial Body.
- 2- Qualify and upgrade the efficiency of judges and their assistants as well as improving their scientific research talent.
- 3- Exchange the technical and academic cooperation and experiences between the Judicial Institute and the Arab and International judicial and legal organizations, authorities and institutes.
- 4- Select the top students of general secondary students and law colleges graduates from both males and females as per transparent and declared principles and standards and prepare them to become judges with the highest degrees of professional and legal competence.

Staff working in the program :

The program is implemented through a functional staff in 2013 estimated with (17) staff, including (11) males and (6) females .

Performance Measurement Indicators for program										
Performance Measurement Indicator			Base Year	Value	Actual value	Target Value	First Self Evaluation	Target		
					2012	2013	2013	2014	2015	2016
1	Number of judges trained through a specialized training annually.		2012	228	228	-	100	400	600	800
2	Percentage of judges trained not less than 12 training hours excluding the higher degree judges.		2012	27%	27%	-	13%	50%	75%	100%
3	Number of specialized training courses held by the Institute annually.		2006	2	14	39	6	25	30	35
Appropriations OF Re-enforce and qualify judges capacities (Judicial Institute formerly) Program as Per Activities and Projects.										
Activities and Projects			Actual	Estimate	Re_Estimate	Estimate	Indicative			
			2012	2013	2013	2014	2015	2016		
Current Expenditures			307,571	456,000	448,000	475,500	488,500		498,500	
601	Judges Training		307,571	456,000	448,000	475,500	488,500		498,500	
Capital Expenditures			521,678	700,000	575,000	240,000	300,000		350,000	
001	Judges capacities enhancement and qualification program administration.		0	50,000	40,000	40,000	50,000		50,000	
003	Judges of the Future		521,678	650,000	535,000	200,000	250,000		300,000	
Program / Treasury			521,678	700,000	575,000	240,000	300,000		350,000	
Total Program			829,249	1,156,000	1,023,000	715,500	788,500		848,500	

Budget Chapter 1101 - Ministry of Justice Distributed According to the Program

1815	Improve Justice environment and continuous updating Program
-------------	--

Objective of the program :

To improve the infrastructure of courts through preparing model courts, facilitate provided services and simplify procedures to get the satisfaction of service recipients through service computerization.

The strategic objective related to the program :

Increase the efficiency of Justice sector.

Directorates associated with the program :

- 1- Buildings and Projects Directorate.
- 2- IT Management Directorate.
- 3- Policies and Institutional Development Directorate.
- 4- Administrative Affairs Directorate.
- 5- Courts and affiliated departments.

Services provided by the program :

- 1- Improve provided services and simplify procedures to obtain the satisfaction of service recipients through services computerization.
- 2- Facilitate the referring to transactions through archiving.
- 3- Provide infrastructure for courts through establishing modern justice palaces with all modern techniques and services.

Staff working in the program :

Implemented through the staff of the Ministry.

Performance Measurement Indicators for program

Performance Measurement Indicator		Base Year	Value	Actual value	Target Value	First Self Evaluation	Target		
				2012	2013	2013	2014	2015	2016
1	Number of courts applying the judicial papers notification system electronically.	2012	-	-	-	-	3	10	16
2	Number of magistrate courts in which execution departments are computerized.	2012	-	-	-	-	4	10	25

Appropriations OF Improve Justice environment and continuous updating Program as Per Activities and Projects (in JDs)

Activities and Projects		Actual	Estimate	Re_Estimate	Estimate	Indicative	
		2012	2013	2013	2014	2015	2016
Current Expenditures		0	0	0	0	0	0
Capital Expenditures		0	0	0	275,000	2,405,000	6,495,000
001	Justice environment improvement and continuous updating program administration.	0	0	0	275,000	295,000	295,000
007	Establish and equip Maan justice palace	0	0	0	0	500,000	600,000
008	Establish and equip Tafila justice palace	0	0	0	0	100,000	600,000
009	Establish and equip Jordanian Judicial Institute building	0	0	0	0	500,000	1,000,000
010	Establish and equip a supplementary building to Abdali Justice Palace	0	0	0	0	100,000	600,000
011	Establish and equip buildings for First Instance courts (north, west, east, south) Amman	0	0	0	0	910,000	3,400,000
Program / Treasury		0	0	0	275,000	2,405,000	6,495,000
Total Program		0	0	0	275,000	2,405,000	6,495,000

Budget Chapter 1101 - Ministry of Justice Distributed According to the Program

1820	Criminal Justice and development of legislations Program										
<u>Objective of the program :</u>											
Develop legislations and the retributive justice regulation to provide guarantees for fair trial and human rights and keep up with the international, regional and local developments and variables.											
<u>The strategic objective related to the program :</u>											
Enhance the rule of law.											
<u>Directorates associated with the program :</u>											
1- Legal Affairs Directorate.											
2- International Cooperation Directorate.											
3- Human Riights and Family Affairs Directorater.											
4- Re-habilitation and Reform Unit.											
<u>Services provided by the program :</u>											
1- Increase the number of beneficiaries from legal assistance services.											
2- Develop and update legislations.											
<u>Staff working in the program :</u>											
Implemented through the staff of the Ministry.											
Performance Measurement Indicators for program											
Performance Measurement Indicator				Base Year	Value	Actual value	Target Value	First Self Evaluation	Target		
						2012	2013	2013	2014	2015	2016
1	Reduce the usage of pre-trial detention.			2012	-	-	-	-	-	5%	10%
2	Increase number of persons benefiting from legal assistance support and services.			2012	-	-	-	-	-	10%	10%
Appropriations OF Criminal Justice and development of legislations Program as Per Activities and Projects.(In JDs											
Activities and Projects		Actual		Estimate		Re_Estimate		Estimate		Indicative	
		2012		2013		2013		2014		2015 2016	
Current Expenditures		0		0		0		0		0	
Capital Expenditures		0		0		0		125,000		125,000 125,000	
001	Legal Assistance	0		0		0		50,000		50,000 50,000	
002	Restorative justice for juveniles	0		0		0		25,000		25,000 25,000	
003	Alternative penalties	0		0		0		25,000		25,000 25,000	
004	Develop and update legislations	0		0		0		25,000		25,000 25,000	
Program / Treasury		0		0		0		125,000		125,000 125,000	
Total Program		0		0		0		125,000		125,000 125,000	

Chapter :1101 Ministry of Justice

Vision : Initiative and effective institution to enhance the independence of judicature and the rule of law to realize prompt justice and protect rights and freedom.

Mission : Contributing to preparing efficient & just judicial and legal environment which protects the rights and enhances the principles of transparency, job opportunities, developing judicial services, drawing up policies and modern legislative frameworks and strengthening ties with the concerned in litigation and legal support process.

Legal Framework : Administrative Organization Regulation for the Ministry of Justice No. (66) for the year 2004, and Civil Courts Formation Law for the year 2001.

Strategic Objectives / Performance Indicators

Strategic Objectives Description	Performance Measurement Indicators		Base Value		Actual Value	Target Value	Initial Internal Evaluation	Target		
			Base Year	Value						
					2012	2013	2013	2014	2015	2016
1 - Support the independence of Judicature.	1	Jordan's order global competitiveness report in terms of effectiveness and judicature independence.	2007	131/38	133/38	133/38	133/36	133/36	133/35	133/34
2 - Increase the efficiency of Justice sector.	1	Litigation rate in First of Instance cases (per day).	2004	543	317	290	290	290	290	285
	2	Litigation rate in Magistrate Court cases (per day).	2004	243	140	136	136	136	130	128
	3	Number of model courts.	2006	15/6	16/15	16/15	16/15	15	16	16
	4	Number of e-services.	2008	3	11	12	11	12	12	12
3 - Enhance the rule of Law.	1	Jordan's order in rule of law standard according to the World Bank statistics.	2006	2.5/0.45	2.5/0.5	2.5/0.75	2.5/0.75	2.5/0.72	2.5/0.75	2.5/0.78

Programs / Performance Indicators

Goal	Programs		Descreption of Performance Indicators		Base Value		Actual Value	Target Value	Initial Internal	Target		
					Base Year	Value						
							2012	2013	2013	2014	2015	2016
1	1805	Judicial services improvment (Civil litigation formally)	1	Number of appointments as per new procedures and standards.	2012	249	249	-	163	60	50	50
			2	Number of judges transferred or delegated to new specializations.	2012	194	194	-	281	140	140	140
	1810	Re-enforce and qualify judges capacities (Judicial Institute formerly)	1	Number of judges trained through a specialized training annually.	2012	228	228	-	100	400	600	800
			2	Percentage of judges trained not less than 12 training hours excluding the higher degree judges.	2012	27%	27%	-	13%	50%	75%	100%
			3	Number of specialized training courses held by the Institute annually.	2006	2	14	39	6	25	30	35
2	1801	Administration and Support Services	1	Number of legal consultations provided by the Ministry to government institutions and departments.	2008	1300	400	1300	450	1200	1200	1200
			2	Number of training courses for the employees of the Ministry of Justice.	2012	122	122	150	70	160	170	180
			3	Number of employees who participated in training courses.	2012	845	845	950	444	600	800	950
	1815	Improve Justice environment and continuous updating	1	Number of courts applying the judicial papers notification system electronically.	2012	-	-	-	-	3	10	16
			2	Number of magistrate courts in which execution departments are computerized.	2012	-	-	-	-	4	10	25
3	1820	Criminal Justice and development of legislations	1	Reduce the usage of pre-trial detention.	2012	-	-	-	-	-	5%	10%
			2	Increase number of persons benefiting from legal assistance support and services.	2012	-	-	-	-	-	10%	10%

Programs Appropriations									
Goal	Programs			Actual	Estimated	Re-stemated	Estimated	Indecative	Indecative
				2012	2013	2013	2014	2015	2016
1	1805	Judicial services improvment (Civil litigation formally)	Current	19492747	21020000	20497000	21140000	21767000	22101000
			Capital	3064257	3370000	3145000	2835000	1295000	555000
			Total	22557004	24390000	23642000	23975000	23062000	22656000
	1810	Re-enforce and qualify judges capacities (Judicial Institute formerly	Current	307571	456000	448000	475500	488500	498500
			Capital	521678	700000	575000	240000	300000	350000
			Total	829249	1156000	1023000	715500	788500	848500
2	1801	Administration and Support Services	Current	23260521	25293000	24926000	26424500	27721500	28439500
			Capital	3484715	4021000	4021000	5775000	6900000	7400000
			Total	26745236	29314000	28947000	32199500	34621500	35839500
	1815	Improve Justice environment and continuous updating	Current	0	0	0	0	0	0
			Capital	0	0	0	275000	2405000	6495000
			Total	0	0	0	275000	2405000	6495000
3	1820	Criminal Justice and development of legislations	Current	0	0	0	0	0	0
			Capital	0	0	0	125000	125000	125000
			Total	0	0	0	125000	125000	125000
			Total of Current	43060839	46769000	45871000	48040000	49977000	51039000
			Total of Capital	7070650	8091000	7741000	9250000	11025000	14925000
			Total of Chapter	50131489	54860000	53612000	57290000	61002000	65964000

Current Activities Appropriations									
Prog.	Activities			Actual	Estimated	Re-stemated	Estimated	Indecative	Indecative
				2012	2013	2013	2014	2015	2016
1805	601	Regular Litigation		19492747	21020000	20497000	21140000	21767000	22101000
		Total of Program		19492747	21020000	20497000	21140000	21767000	22101000
1810	601	Judges Training		307571	456000	448000	475500	488500	498500
		Total of Program		307571	456000	448000	475500	488500	498500
1801	601	Administrative and Support Services		23260521	25293000	24926000	26424500	27721500	28439500
		Total of Program		23260521	25293000	24926000	26424500	27721500	28439500
		Total		43060839	46769000	45871000	48040000	49977000	51039000

Capital Projects Appropriations

Prog.	Projects		Actual	Estimated	Re-stemated	Estimated	Indecative	Indecative
			2012	2013	2013	2014	2015	2016
1805	001	Judicial services development program administration	768861	995000	845000	535000	545000	555000
	002	Justice Palace air conditioning system	0	50000	0	0	0	0
	008	Establishing the building of Justice Palace in Madaba	106111	500000	500000	500000	0	0
	009	Establishing the building of Justice Palace in Zarqa	656008	600000	600000	600000	0	0
	010	Establishing the building of Justice Palace in Rusaifa	865361	700000	700000	700000	750000	0
	011	Establishing the building of Justice Palace in Ajloun	667916	500000	500000	500000	0	0
	017	Activating and developing the technical office and providing it with competences	0	10000	0	0	0	0
	018	Establishing Judicial intermediation management in (8) first instance courts	0	10000	0	0	0	0
	019	Reviewing and developing judicial legislations	0	5000	0	0	0	0
		Total of Program	3064257	3370000	3145000	2835000	1295000	555000
1810	001	Judges capacities enhancement and qualification program administration.	0	50000	40000	40000	50000	50000
	003	Judges of the Future	521678	650000	535000	200000	250000	300000
		Total of Program	521678	700000	575000	240000	300000	350000
1801	001	Administration Project	3484715	4021000	4021000	5775000	6900000	7400000
		Total of Program	3484715	4021000	4021000	5775000	6900000	7400000
1815	001	Justice environment improvement and continuous updating program administration.	0	0	0	275000	295000	295000
	007	Establish and equip Maan justice palace	0	0	0	0	500000	600000
	008	Establish and equip Tafila justice palace	0	0	0	0	100000	600000
	009	Establish and equip Jordanian Judicial Institute building	0	0	0	0	500000	1000000
	010	Establish and equip a supplementary building to Abdali Justice Palace	0	0	0	0	100000	600000
	011	Establish and equip buildings for First Instance courts (north, west, east, south) Amman	0	0	0	0	910000	3400000
		Total of Program	0	0	0	275000	2405000	6495000
1820	001	Legal Assistance	0	0	0	50000	50000	50000
	002	Restorative justice for juveniles	0	0	0	25000	25000	25000
	003	Alternative penalties	0	0	0	25000	25000	25000
	004	Develop and update legislations	0	0	0	25000	25000	25000
		Total of Program	0	0	0	125000	125000	125000
		Total	7070650	8091000	7741000	9250000	11025000	14925000

Overall Summary of Current Expenditures for the years 2012 - 2016

Chapter: 1101 Ministry of Justice

(In JDs)

Group	Item	Description	Actual 2012	Estimated 2013	Re-stimated 2013	Estimated 2014	Indicative 2015	Indicative 2016
21		Compensations of Employees						
2111		Salaries, Wages and allowances						
	101	Classified Employees	8785927	9506000	9298000	9556500	9778500	9906500
	102	Permanent Unclassified Employees	7526367	8038000	7887000	8181000	8739000	8975000
	103	Contract Employees	38735	70000	67000	73000	74000	74000
	105	Personal Cost of Living Allowance	8155010	8530000	8336000	8638000	9000000	9238000
	106	Family Allowance	585711	694000	685000	731000	775000	795000
	110	Overtime Allowance	68007	155000	152000	155000	165000	169000
	111	Additional Allowance	2150090	2311000	2271000	2344000	2495000	2578000
	112	Other Allowances	8554661	9130000	8846000	9095000	9408000	9545000
	113	Transportation Allowance	728896	815000	815000	973000	1012000	1018000
	114	Transport Allowance	802510	907000	901000	821500	853500	856500
	115	Field Visit Allowance	0	80000	80000	120000	120000	120000
	116	Employees' bonuses	119840	240000	240000	240000	240000	240000
Total			37515754	40476000	39578000	40928000	42660000	43515000
2121		Social Security Contributions						
	301	Social Security	1545465	1677000	1677000	1842000	1897000	1954000
Total			1545465	1677000	1677000	1842000	1897000	1954000
22		Use of Goods and Services						
2211		Use of Goods and Services						
	201	Rents	675230	710000	710000	710000	710000	710000
	202	Telecommunications Services	289618	350000	350000	355000	373000	390000
	203	Water	61723	83000	83000	92000	92000	93000
	204	Electricity	919177	1020000	1020000	1276000	1332000	1393000
	205	Fuels	377998	402000	402000	415000	429000	442000
	206	Maintenance of Machines, furniture and acce	157214	134000	134000	162000	169000	170000
	207	Maintenance of Vehicles, Heavy Duty Machin	33234	55000	55000	62000	65000	65000
	208	Repair and maintenance of buildings and ac	3487	5000	5000	12000	12000	12000
	209	Office Supplies	300409	389000	389000	405000	413000	426000
	210	Raw materials (Medicines, Clothes, Food, F	12667	25000	25000	20000	21000	22000
	211	Cleaning Services and supplies (including	669540	801000	801000	951000	972000	992000
	212	Insurance	30196	66000	66000	66000	67000	69000
	213	Official Travel Missions	20993	47000	47000	64000	64000	64000
	214	Other goods and services expenses	399923	469000	469000	610000	631000	652000
Total			3951409	4556000	4556000	5200000	5350000	5500000
28		Other expenditures						
2821		Other current expenses						
	302	Contributions	4711	8000	8000	15000	15000	15000
	303	Scientific Scholarships and Training Course	18357	10000	10000	13000	13000	13000
	305	Non-Employees' Bonuses	25143	42000	42000	42000	42000	42000
Total			48211	60000	60000	70000	70000	70000
Total of Chapter			43060839	46769000	45871000	48040000	49977000	51039000

Current Expenditures According to Program and Activities For The Years 2012 - 2016

Chapter : 1101 - Ministry of Justice

(In JDs)

Program : 1801 - Administration and Support Services								
Activity : 601 - Administrative and Support Services								
Group	Item	Description	Actual 2012	Estimated 2013	Re-estimated 2013	Estimated 2014	Indicative 2015	Indicative 2016
21		Compensations of Employees						
2111		Salaries, Wages and allowances						
	101	Classified Employees	568127	600000	582000	610000	627000	630000
	102	Permanent Unclassified Employees	7494086	8000000	7850000	8140000	8695000	8930000
	103	Contract Employees	38735	70000	67000	73000	74000	74000
	105	Personal Cost of Living Allowance	6114695	6300000	6156000	6340000	6620000	6790000
	106	Family Allowance	425882	500000	492000	529000	565000	581000
	110	Overtime Allowance	66159	150000	149000	151000	161000	165000
	111	Additional Allowance	2139694	2300000	2262000	2333000	2483000	2565000
	113	Transportation Allowance	195485	240000	240000	370000	390000	393000
	114	Transport Allowance	779145	870000	865000	784500	814500	817500
	115	Field Visit Allowance	0	80000	80000	120000	120000	120000
	116	Employees' bonuses	29975	90000	90000	90000	90000	90000
Total			17851983	19200000	18833000	19540500	20639500	21155500
2121		Social Security Contributions						
	301	Social Security	1539729	1669000	1669000	1833000	1887000	1943000
Total			1539729	1669000	1669000	1833000	1887000	1943000
22		Use of Goods and Services						
2211		Use of Goods and Services						
	201	Rents	623278	650000	650000	649000	649000	649000
	202	Telecommunications Services	288949	345000	345000	349000	366000	382000
	203	Water	59994	81000	81000	89000	89000	90000
	204	Electricity	904180	1004000	1004000	1258000	1313000	1373000
	205	Fuels	369682	387000	387000	399000	412000	424000
	206	Maintenance of Machines, furniture and acc	154814	129000	129000	156000	162000	163000
	207	Maintenance of Vehicles, Heavy Duty Machi	32669	51000	51000	57000	60000	60000
	208	Repair and maintenance of buildings and a	0	0	0	7000	7000	7000
	209	Office Supplies	300038	381000	381000	396000	403000	416000
	210	Raw materials (Medicines, Clothes, Food,	7697	15000	15000	9000	10000	11000
	211	Cleaning Services and supplies (including	669540	800000	800000	950000	971000	991000
	212	Insurance	30196	65000	65000	65000	66000	68000
	213	Official Travel Missions	19993	43000	43000	45000	45000	45000
	214	Other goods and services expenses	380268	450000	450000	590000	610000	630000
Total			3841298	4401000	4401000	5019000	5163000	5309000
28		Other expenditures						
2821		Other current expenses						
	302	Contributions	4711	8000	8000	15000	15000	15000
	303	Scientific Scholarships and Training Cours	18357	10000	10000	13000	13000	13000
	305	Non-Employees' Bonuses	4443	5000	5000	4000	4000	4000
Total			27511	23000	23000	32000	32000	32000
Total of Activity			23260521	25293000	24926000	26424500	27721500	28439500
Total of Program			23260521	25293000	24926000	26424500	27721500	28439500

Program : 1805 - Judicial services improvment (Civil litigation formally)

Activity : 601 - Regular Litigation								
Group	Item	Description	Actual 2012	Estimated 2013	Re-estimated 2013	Estimated 2014	Indicative 2015	Indicative 2016
21		Compensations of Employees						
2111		Salaries, Wages and allowances						
	101	Classified Employees	8212796	8900000	8710000	8940000	9145000	9270000
	105	Personal Cost of Living Allowance	2016135	2200000	2151000	2265000	2345000	2410000
	106	Family Allowance	157309	190000	190000	198000	206000	210000
	112	Other Allowances	8554661	9130000	8846000	9095000	9408000	9545000
	113	Transportation Allowance	531146	570000	570000	597000	616000	619000
	114	Transport Allowance	20700	30000	30000	30000	32000	32000
Total			19492747	21020000	20497000	21125000	21752000	22086000
22		Use of Goods and Services						
2211		Use of Goods and Services						
	213	Official Travel Missions	0	0	0	15000	15000	15000
Total			0	0	0	15000	15000	15000
Total of Activity			19492747	21020000	20497000	21140000	21767000	22101000
Total of Program			19492747	21020000	20497000	21140000	21767000	22101000

Current Expenditures According to Program and Activities For The Years 2012 - 2016

Chapter : 1101 - Ministry of Justice

(In JDs)

Program : 1810 - Re-enforce and qualify judges capacities (Judicial Institute formerly)								
Activity : 601 - Judges Training								
Group	Item	Description	Actual 2012	Estimated 2013	Re-estimated 2013	Estimated 2014	Indicative 2015	Indicative 2016
21		Compensations of Employees						
2111		Salaries, Wages and allowances						
	101	Classified Employees	5004	6000	6000	6500	6500	6500
	102	Permanent Unclassified Employees	32281	38000	37000	41000	44000	45000
	105	Personal Cost of Living Allowance	24180	30000	29000	33000	35000	38000
	106	Family Allowance	2520	4000	3000	4000	4000	4000
	110	Overtime Allowance	1848	5000	3000	4000	4000	4000
	111	Additional Allowance	10396	11000	9000	11000	12000	13000
	113	Transportation Allowance	2265	5000	5000	6000	6000	6000
	114	Transport Allowance	2665	7000	6000	7000	7000	7000
	116	Employees' bonuses	89865	150000	150000	150000	150000	150000
Total			171024	256000	248000	262500	268500	273500
2121		Social Security Contributions						
	301	Social Security	5736	8000	8000	9000	10000	11000
Total			5736	8000	8000	9000	10000	11000
22		Use of Goods and Services						
2211		Use of Goods and Services						
	201	Rents	51952	60000	60000	61000	61000	61000
	202	Telecommunications Services	669	5000	5000	6000	7000	8000
	203	Water	1729	2000	2000	3000	3000	3000
	204	Electricity	14997	16000	16000	18000	19000	20000
	205	Fuels	8316	15000	15000	16000	17000	18000
	206	Maintenance of Machines, furniture and acc	2400	5000	5000	6000	7000	7000
	207	Maintenance of Vehicles, Heavy Duty Mach	565	4000	4000	5000	5000	5000
	208	Repair and maintenance of buildings and a	3487	5000	5000	5000	5000	5000
	209	Office Supplies	371	8000	8000	9000	10000	10000
	210	Raw materials (Medicines, Clothes, Food,	4970	10000	10000	11000	11000	11000
	211	Cleaning Services and supplies (including	0	1000	1000	1000	1000	1000
	212	Insurance	0	1000	1000	1000	1000	1000
	213	Official Travel Missions	1000	4000	4000	4000	4000	4000
	214	Other goods and services expenses	19655	19000	19000	20000	21000	22000
Total			110111	155000	155000	166000	172000	176000
28		Other expenditures						
2821		Other current expenses						
	305	Non-Employees' Bonuses	20700	37000	37000	38000	38000	38000
Total			20700	37000	37000	38000	38000	38000
Total of Activity			307571	456000	448000	475500	488500	498500
Total of Program			307571	456000	448000	475500	488500	498500
Total of Chapter			43060839	46769000	45871000	48040000	49977000	51039000

Overall Summary of Capital Expenditures For The Years 2012 - 2016

Chapter : 1101 Ministry of Justice

(In JDs)

Group	Item	Description	Actual 2012	Estimated 2013	Re-Estimated 2013	Estimated 2014	Indicative 2015	Indicative 2016
		Expenditures						
22		Use of Goods and Services						
2211		Use of Goods and Services						
	510	Buildings and facilities repair and maintenanc	215929	410000	310000	265000	285000	285000
	512	Operating and maintenance Expenses	4024360	4645000	4485000	6190000	7350000	7900000
Total			4240289	5055000	4795000	6455000	7635000	8185000
28		Other expenditures						
2822		Other Capital expenditures						
	504	Studies, Researches and Consultations	0	5000	5000	75000	75000	75000
Total			0	5000	5000	75000	75000	75000
		Fixed Assets						
31		Non-financial Assets						
3111		Buildings and Constructions						
	508	Works and Constructions	2295396	2300000	2300000	2300000	2860000	6200000
Total			2295396	2300000	2300000	2300000	2860000	6200000
3112		Machinery and Equipment						
	505	Equipments, Machines and Apparatus	495871	615000	530000	370000	395000	405000
Total			495871	615000	530000	370000	395000	405000
3113		Other Fixed Assets						
	511	Equipping and furnishing	39094	116000	111000	50000	60000	60000
Total			39094	116000	111000	50000	60000	60000
Total of Chapter			7070650	8091000	7741000	9250000	11025000	14925000

Capital Expenditures According to Program and Projects For the years 2012 - 2016

Chapter : 1101 Ministry of Justice

(In JDs)

Program 1801 Administration and Support Services								
Project		001 Administration Project						
Fund Source		102001	Capital (Treasury)					
Group	item	Description	Actual 2012	Estimated 2013	Re-Estimated 2013	Estimated 2014	Indicative 2015	Indicative 2016
22		Use of Goods and Services						
2211		Use of Goods and Services						
	510	Buildings and facilities repair and maintenance						
	008	Miscellaneous buildings maintenance	0	10000	10000	0	0	0
		Total of Item	0	10000	10000	0	0	0
	512	Operating and maintenance Expenses						
	008	Training expenses	28899	50000	50000	40000	50000	50000
	011	Capacity building expenses	2978565	3450000	3450000	5410000	6500000	7000000
		Total of Item	3007464	3500000	3500000	5450000	6550000	7050000
31		Non-financial Assets						
3112		Machinery and Equipment						
	505	Equipments, Machines and Apparatus						
	001	Computers and accessories	476344	500000	500000	325000	350000	350000
		Total of Item	476344	500000	500000	325000	350000	350000
3113		Other Fixed Assets						
	511	Equipping and furnishing						
	999	n.e.c	907	11000	11000	0	0	0
		Total of Item	907	11000	11000	0	0	0
		Total of Project / Treasury	3484715	4021000	4021000	5775000	6900000	7400000
		Total of Program	3484715	4021000	4021000	5775000	6900000	7400000

Capital Expenditures According to Program and Projects For the years 2012 - 2016

Chapter : 1101 Ministry of Justice

(In JDs)

Program 1805 Judicial services improvment (Civil litigation formally)								
Project		001 Judicial services development program administration						
Fund Source		102001 Capital (Treasury)						
Group	item	Description	Actual 2012	Estimated 2013	Re-Estimated 2013	Estimated 2014	Indicative 2015	Indicative 2016
22		Use of Goods and Services						
2211		Use of Goods and Services						
	510	Buildings and facilities repair and maintenance						
	009	Miscellaneous buildings repair and renovation	215929	400000	300000	0	0	0
		Total of Item	215929	400000	300000	0	0	0
	512	Operating and maintenance Expenses						
	014	Archiving and Documentation	276798	300000	280000	300000	300000	300000
	999	n.e.c	218420	130000	130000	150000	150000	150000
		Total of Item	495218	430000	410000	450000	450000	450000
28		Other expenditures						
2822		Other Capital expenditures						
	504	Studies, Researches and Consultations						
	999	n.e.c	0	5000	5000	0	0	0
		Total of Item	0	5000	5000	0	0	0
31		Non-financial Assets						
3112		Machinery and Equipment						
	505	Equipments, Machines and Apparatus						
	006	General Safety Apparatus and Equipment	0	10000	5000	0	0	0
	999	n.e.c	19527	50000	25000	35000	35000	45000
		Total of Item	19527	60000	30000	35000	35000	45000
3113		Other Fixed Assets						
	511	Equipping and furnishing						
	999	n.e.c	38187	100000	100000	50000	60000	60000
		Total of Item	38187	100000	100000	50000	60000	60000
		Total of Project / Treasury	768861	995000	845000	535000	545000	555000
Project		002 Justice Palace air conditioning system						
Fund Source		102001 Capital (Treasury)						
Group	item	Description	Actual 2012	Estimated 2013	Re-Estimated 2013	Estimated 2014	Indicative 2015	Indicative 2016
31		Non-financial Assets						
3112		Machinery and Equipment						
	505	Equipments, Machines and Apparatus						
	999	n.e.c	0	50000	0	0	0	0
		Total of Item	0	50000	0	0	0	0
		Total of Project / Treasury	0	50000	0	0	0	0
Project		008 Establishing the building of Justice Palace in Madaba						
Fund Source		102001 Capital (Treasury)						
Group	item	Description	Actual 2012	Estimated 2013	Re-Estimated 2013	Estimated 2014	Indicative 2015	Indicative 2016
31		Non-financial Assets						
3111		Buildings and Constructions						
	508	Works and Constructions						
	013	Miscellaneous Buildings Construction	106111	500000	500000	500000	0	0
		Total of Item	106111	500000	500000	500000	0	0
		Total of Project / Treasury	106111	500000	500000	500000	0	0

Capital Expenditures According to Program and Projects For the years 2012 - 2016

Chapter : 1101 Ministry of Justice

(In JDs)

Program 1805 Judicial services improvment (Civil litigation formally)								
Project		009 Establishing the building of Justice Palace in Zarqa						
Fund Source		102001	Capital (Treasury)					
Group	item	Description	Actual 2012	Estimated 2013	Re-Estimated 2013	Estimated 2014	Indicative 2015	Indicative 2016
31		Non-financial Assets						
3111		Buildings and Constructions						
	508	Works and Constructions						
	013	Miscellaneous Buildings Construction	656008	600000	600000	600000	0	0
		Total of Item	656008	600000	600000	600000	0	0
		Total of Project / Treasury	656008	600000	600000	600000	0	0
Project		010 Establishing the building of Justice Palace in Rusaifa						
Fund Source		102001	Capital (Treasury)					
Group	item	Description	Actual 2012	Estimated 2013	Re-Estimated 2013	Estimated 2014	Indicative 2015	Indicative 2016
31		Non-financial Assets						
3111		Buildings and Constructions						
	508	Works and Constructions						
	013	Miscellaneous Buildings Construction	865361	700000	700000	700000	750000	0
		Total of Item	865361	700000	700000	700000	750000	0
		Total of Project / Treasury	865361	700000	700000	700000	750000	0
Project		011 Establishing the building of Justice Palace in Ajloun						
Fund Source		102001	Capital (Treasury)					
Group	item	Description	Actual 2012	Estimated 2013	Re-Estimated 2013	Estimated 2014	Indicative 2015	Indicative 2016
31		Non-financial Assets						
3111		Buildings and Constructions						
	508	Works and Constructions						
	013	Miscellaneous Buildings Construction	667916	500000	500000	500000	0	0
		Total of Item	667916	500000	500000	500000	0	0
		Total of Project / Treasury	667916	500000	500000	500000	0	0
Project		017 Activating and developing the technical office and providing it with competences						
Fund Source		102001	Capital (Treasury)					
Group	item	Description	Actual 2012	Estimated 2013	Re-Estimated 2013	Estimated 2014	Indicative 2015	Indicative 2016
22		Use of Goods and Services						
2211		Use of Goods and Services						
	512	Operating and maintenance Expenses						
	999	n.e.c	0	10000	0	0	0	0
		Total of Item	0	10000	0	0	0	0
		Total of Project / Treasury	0	10000	0	0	0	0
Project		018 Establishing Judicial intermediation management in (8) first instance courts						
Fund Source		102001	Capital (Treasury)					
Group	item	Description	Actual 2012	Estimated 2013	Re-Estimated 2013	Estimated 2014	Indicative 2015	Indicative 2016
22		Use of Goods and Services						
2211		Use of Goods and Services						
	512	Operating and maintenance Expenses						
	999	n.e.c	0	10000	0	0	0	0
		Total of Item	0	10000	0	0	0	0
		Total of Project / Treasury	0	10000	0	0	0	0

Capital Expenditures According to Program and Projects For the years 2012 - 2016

Chapter : 1101 Ministry of Justice

(In JDs)

Program 1805 Judicial services improvment (Civil litigation formally)								
Project		019 Reviewing and developing judicial legislations						
Fund Source		102001	Capital (Treasury)					
Group	item	Description	Actual 2012	Estimated 2013	Re-Estimated 2013	Estimated 2014	Indicative 2015	Indicative 2016
22		Use of Goods and Services						
2211		Use of Goods and Services						
	512	Operating and maintenance Expenses						
	999	n.e.c	0	5000	0	0	0	0
		Total of Item	0	5000	0	0	0	0
		Total of Project / Treasury	0	5000	0	0	0	0
Total of Program			3064257	3370000	3145000	2835000	1295000	555000

Capital Expenditures According to Program and Projects For the years 2012 - 2016

Chapter : 1101 Ministry of Justice

(In JDs)

Program 1810 Re-enforce and qualify judges capacities (Judicial Institute formerly)								
Project		001 Judges capacities enhancement and qualification program administration.						
Fund Source		102001	Capital (Treasury)					
Group	item	Description	Actual 2012	Estimated 2013	Re-Estimated 2013	Estimated 2014	Indicative 2015	Indicative 2016
22		Use of Goods and Services						
2211		Use of Goods and Services						
	512	Operating and maintenance Expenses						
	008	Training expenses	0	40000	40000	40000	50000	50000
		Total of Item	0	40000	40000	40000	50000	50000
31		Non-financial Assets						
3112		Machinery and Equipment						
	505	Equipments, Machines and Apparatus						
	999	n.e.c	0	5000	0	0	0	0
		Total of Item	0	5000	0	0	0	0
3113		Other Fixed Assets						
	511	Equipping and furnishing						
	999	n.e.c	0	5000	0	0	0	0
		Total of Item	0	5000	0	0	0	0
		Total of Project / Treasury	0	50000	40000	40000	50000	50000
Project		003 Judges of the Future						
Fund Source		102001	Capital (Treasury)					
Group	item	Description	Actual 2012	Estimated 2013	Re-Estimated 2013	Estimated 2014	Indicative 2015	Indicative 2016
22		Use of Goods and Services						
2211		Use of Goods and Services						
	512	Operating and maintenance Expenses						
	011	Capacity building expenses	521678	650000	535000	200000	250000	300000
		Total of Item	521678	650000	535000	200000	250000	300000
		Total of Project / Treasury	521678	650000	535000	200000	250000	300000
		Total of Program	521678	700000	575000	240000	300000	350000

Capital Expenditures According to Program and Projects For the years 2012 - 2016

Chapter : 1101 Ministry of Justice

(In JDs)

Program 1815 Improve Justice environment and continuous updating								
Project		001 Justice environment improvement and continuous updating program administration.						
Fund Source		102001	Capital (Treasury)					
Group	item	Description	Actual 2012	Estimated 2013	Re-Estimated 2013	Estimated 2014	Indicative 2015	Indicative 2016
22		Use of Goods and Services						
2211		Use of Goods and Services						
	510	Buildings and facilities repair and maintenance						
	009	Miscellaneous buildings repair and renovation	0	0	0	265000	285000	285000
		Total of Item	0	0	0	265000	285000	285000
31		Non-financial Assets						
3112		Machinery and Equipment						
	505	Equipments, Machines and Apparatus						
	006	General Safety Apparatus and Equipment	0	0	0	10000	10000	10000
		Total of Item	0	0	0	10000	10000	10000
		Total of Project / Treasury	0	0	0	275000	295000	295000
Project		007 Establish and equip Maan justice palace						
Fund Source		102001	Capital (Treasury)					
Group	item	Description	Actual 2012	Estimated 2013	Re-Estimated 2013	Estimated 2014	Indicative 2015	Indicative 2016
31		Non-financial Assets						
3111		Buildings and Constructions						
	508	Works and Constructions						
	013	Miscellaneous Buildings Construction	0	0	0	0	500000	600000
		Total of Item	0	0	0	0	500000	600000
		Total of Project / Treasury	0	0	0	0	500000	600000
Project		008 Establish and equip Tafila justice palace						
Fund Source		102001	Capital (Treasury)					
Group	item	Description	Actual 2012	Estimated 2013	Re-Estimated 2013	Estimated 2014	Indicative 2015	Indicative 2016
31		Non-financial Assets						
3111		Buildings and Constructions						
	508	Works and Constructions						
	013	Miscellaneous Buildings Construction	0	0	0	0	100000	600000
		Total of Item	0	0	0	0	100000	600000
		Total of Project / Treasury	0	0	0	0	100000	600000
Project		009 Establish and equip Jordanian Judicial Institute building						
Fund Source		102001	Capital (Treasury)					
Group	item	Description	Actual 2012	Estimated 2013	Re-Estimated 2013	Estimated 2014	Indicative 2015	Indicative 2016
31		Non-financial Assets						
3111		Buildings and Constructions						
	508	Works and Constructions						
	013	Miscellaneous Buildings Construction	0	0	0	0	500000	1000000
		Total of Item	0	0	0	0	500000	1000000
		Total of Project / Treasury	0	0	0	0	500000	1000000
Project		010 Establish and equip a supplementary building to Abdali Justice Palace						
Fund Source		102001	Capital (Treasury)					
Group	item	Description	Actual 2012	Estimated 2013	Re-Estimated 2013	Estimated 2014	Indicative 2015	Indicative 2016
31		Non-financial Assets						
3111		Buildings and Constructions						
	508	Works and Constructions						
	013	Miscellaneous Buildings Construction	0	0	0	0	100000	600000
		Total of Item	0	0	0	0	100000	600000
		Total of Project / Treasury	0	0	0	0	100000	600000

Capital Expenditures According to Program and Projects For the years 2012 - 2016

Chapter : 1101 Ministry of Justice

(In JDs)

Program 1815 Improve Justice environment and continuous updating								
Project		011 Establish and equip buildings for First Instance courts (north, west, east, south) Amman						
Fund Source		102001	Capital (Treasury)					
Group	item	Description	Actual 2012	Estimated 2013	Re-Estimated 2013	Estimated 2014	Indicative 2015	Indicative 2016
31		Non-financial Assets						
3111		Buildings and Constructions						
	508	Works and Constructions						
	013	Miscellaneous Buildings Construction	0	0	0	0	910000	3400000
		Total of Item	0	0	0	0	910000	3400000
		Total of Project / Treasury	0	0	0	0	910000	3400000
		Total of Program	0	0	0	275000	2405000	6495000

Capital Expenditures According to Program and Projects For the years 2012 - 2016

Chapter : 1101 Ministry of Justice

(In JDs)

Program 1820 Criminal Justice and development of legislations								
Project		001 Legal Assistance						
Fund Source		102001	Capital (Treasury)					
Group	item	Description	Actual 2012	Estimated 2013	Re-Estimated 2013	Estimated 2014	Indicative 2015	Indicative 2016
22		Use of Goods and Services						
2211		Use of Goods and Services						
	512	Operating and maintenance Expenses						
	999	n.e.c	0	0	0	50000	50000	50000
		Total of Item	0	0	0	50000	50000	50000
		Total of Project / Treasury	0	0	0	50000	50000	50000
Project		002 Restorative justice for juveniles						
Fund Source		102001	Capital (Treasury)					
Group	item	Description	Actual 2012	Estimated 2013	Re-Estimated 2013	Estimated 2014	Indicative 2015	Indicative 2016
28		Other expenditures						
2822		Other Capital expenditures						
	504	Studies, Researches and Consultations						
	999	n.e.c	0	0	0	25000	25000	25000
		Total of Item	0	0	0	25000	25000	25000
		Total of Project / Treasury	0	0	0	25000	25000	25000
Project		003 Alternative penalties						
Fund Source		102001	Capital (Treasury)					
Group	item	Description	Actual 2012	Estimated 2013	Re-Estimated 2013	Estimated 2014	Indicative 2015	Indicative 2016
28		Other expenditures						
2822		Other Capital expenditures						
	504	Studies, Researches and Consultations						
	999	n.e.c	0	0	0	25000	25000	25000
		Total of Item	0	0	0	25000	25000	25000
		Total of Project / Treasury	0	0	0	25000	25000	25000
Project		004 Develop and update legislations						
Fund Source		102001	Capital (Treasury)					
Group	item	Description	Actual 2012	Estimated 2013	Re-Estimated 2013	Estimated 2014	Indicative 2015	Indicative 2016
28		Other expenditures						
2822		Other Capital expenditures						
	504	Studies, Researches and Consultations						
	999	n.e.c	0	0	0	25000	25000	25000
		Total of Item	0	0	0	25000	25000	25000
		Total of Project / Treasury	0	0	0	25000	25000	25000
Total of Program			0	0	0	125000	125000	125000
Total of Chapter			7070650	8091000	7741000	9250000	11025000	14925000