

Chapter : 1602 Ministry of Industry and Trade/Companies Control Department

- Creation:** The Companies Control Department was established as per the provisions of Companies Law no. (22) for the year 1997 as amended which was one of the directorates affiliated to the Ministry of Industry and Trade, where as special regulation was issued which is named the Companies Control Department no. (44) for the year 2003
- Vision :** We look forward to become a distinguished department in providing companies registration services and implementing effective monitoring tools to ensure the activation of companies governance principles and provide a safe and developing investment environment in order to participate in developing the national economy.
- Mission:** Provide companies registration services and control them as per financial and legal monitoring system to preserve the rights of service recipients through working in team spirit and follow up the comprehensive quality methods to develop the national economy.

Tasks of the Ministry / Department:

- _ Register different kinds of companies inside the Hashemite Kingdom of Jordan.
- _ Legal, financial and administrative control on the existing companies to protect and take care of registered companies in the Kingdom.
- _ Provide supportive and guidance role for stumbling companies and conduct legal and financial studies related to investment and correct the situations of violating companies.
- _ Provide appropriate investment environment which attracts the national and foreign capital through updating the laws and legislations related to companies.
- _ Apply corporate rational governance standards as per applicable international standards regarding transparency and share shareholders rights and action mechanisms of boards of directors.

Ministry/Department Contribution to the Achievement of the National Objectives:

- _ Participate in developing the national economy through the deepening of investment concept.
- _ Participate in the administrative and financial reform of the public sector.

Major Issues and Challenges which face the Ministry / Department:

- _ Lack of necessary resources to cover some policies and activities of the department.
- _ Weakness in following up some registered companies as there is no clear and known title due to having no legislation that obliges them to identify a permanent and known site and this reflects negatively on the department's control role on such companies.
- _ Lack of financial resources allocated for training and development.
- _ Weak awareness of registration applicants of registration procedures and statutory entitlements despite of introductory bulletins on the department's electronic web site.
- _ Inability to attract qualified staffs due to low salaries despite the increasing burdens of the department in light of new companies law.

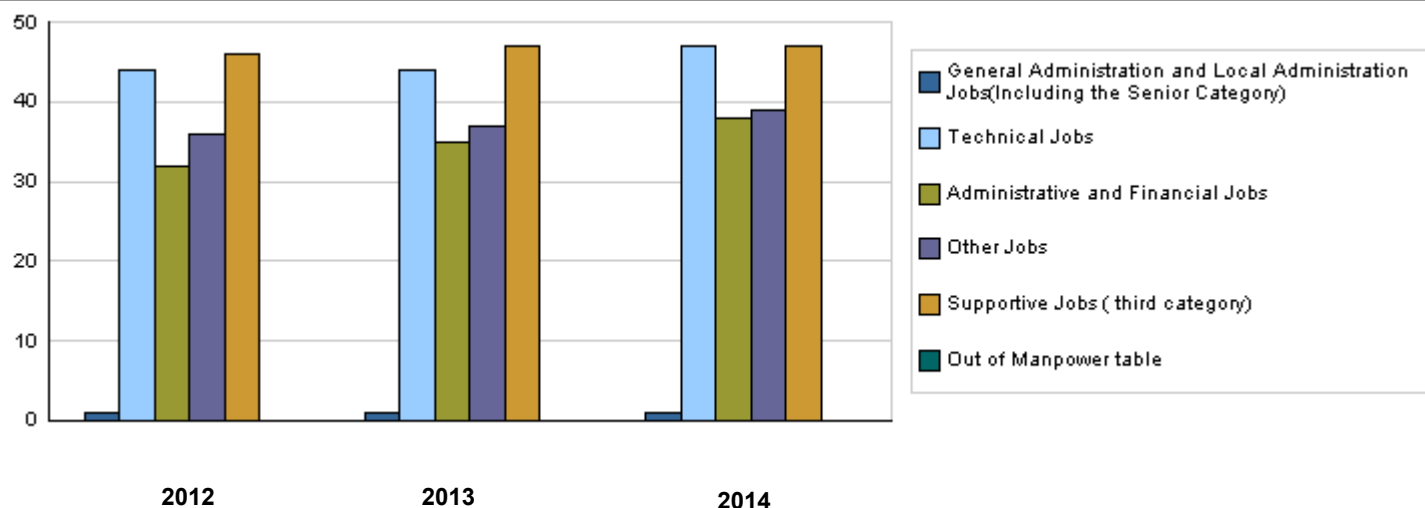
CHAPTER : 1602 Ministry of Industry and Trade/Companies Control Department

Strategic Objectives and Performance Indicators of the Ministry / Department

Strategic Objective	Performance Indicator	base year	Value	Actual Value	Target Value	Primary Self Evaluation	Target Value		
				2012	2013	2013	2014	2015	2016
1 - Participating in developing the national economy through deepening the concept of investment.	1 Size of registered capitals /1million (annually).	2005	848	1535	1253	1791	1850	1900	1950
2 - Developing human resources performance.	2 Satisfaction degree of the Ministry's workers.	2006	%84.6	%84	%90	%89	%90	%91	%92

Number of Staff of the Ministry / Department

Group	Job	Actual 2012			Primary 2013			Estimated 2014		
		Male	Female	Total	Male	Female	Total	Male	Female	Total
General Administration and Local Administration	Companies controller	1	0	1	1	0	1	1	0	1
Technical Jobs	Technical jobs (auditor, accountant)	25	19	44	28	16	44	30	17	47
Administrative and Financial Jobs	Administrative and financial jobs	23	9	32	23	12	35	25	13	38
Other Jobs	Other jobs	28	8	36	27	10	37	28	11	39
Supportive Jobs (third category)	Supportive jobs(tea boy, driver)	32	14	46	29	18	47	29	18	47
Total		109	50	159	108	56	164	113	59	172
Out of Manpower table	Out of manpower table	0	0	0	0	0	0	0	0	0
Grand Total		109	50	159	108	56	164	113	59	172
Total Cost of Salaries		662958	304865	967823	644800	335200	980000	695763	363237	1059000



Key Information of the Ministry / Department

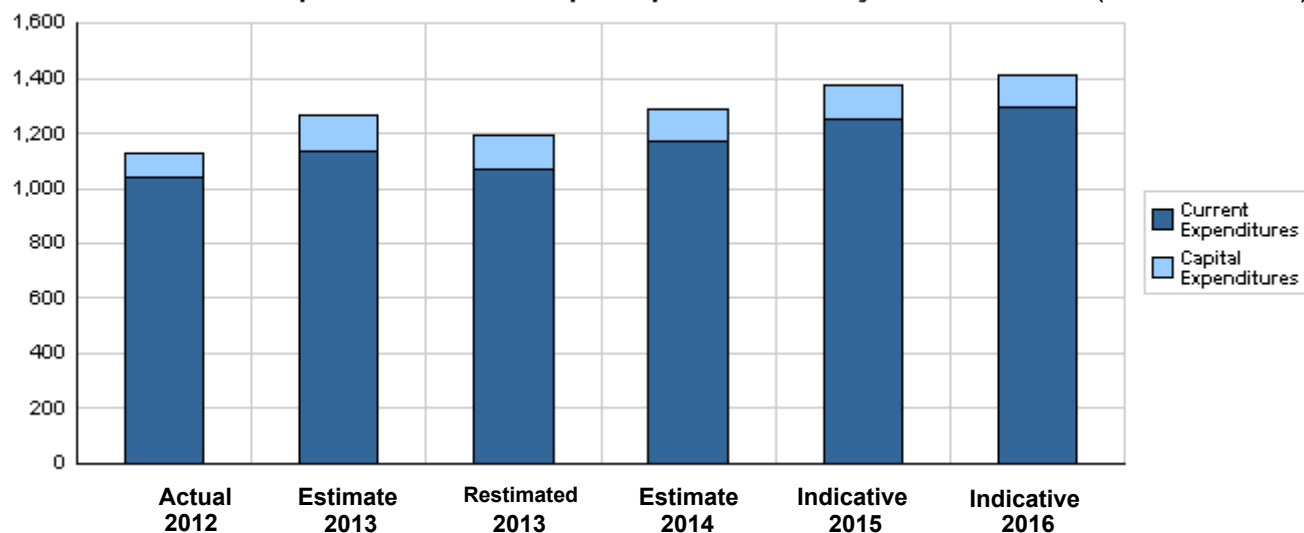
No.	Description	2010	2011	2012	2013	2014
1	Number of registered companies.	7577	7670	6990	6369	7000
2	Volume of annually registered capitals(Million JDs).	1358	1652	1535	1253	1850
3	The department's revenues (in thousand JDs).	11769	12075	11525	13336	15556

**Overall Summary of Expenditures for Chapter 1602- Ministry of Industry and Trade/Companies
Control Department
for the years 2012 - 2016**

(In JDs)

Description		Actual 2012	Estimate 2013	Re_Estimate 2013	Estimate 2014	Indicative 2015 2016	
Group	Current Expenditures						
2111	Salaries, Wages and allowances	896,508	964,000	909,000	981,000	1,055,000	1,100,000
2121	Social Security Contributions	71,315	76,000	71,000	78,000	84,000	87,000
2211	Use of Goods and Services	67,670	90,000	85,000	91,000	95,000	99,000
2821	Other current expenses	3,165	5,000	5,000	18,000	18,000	5,000
Total current expenditures		1,038,658	1,135,000	1,070,000	1,168,000	1,252,000	1,291,000
Capital Expenditures							
2211	Use of Goods and Services	82,487	120,000	112,000	110,000	110,000	110,000
3111	Buildings and Constructions	0	0	0	0	0	0
3112	Machinery and Equipment	7,127	10,000	8,000	10,000	10,000	10,000
3113	Other Fixed Assets	0	0	0	0	0	0
Total capital expenditures		89,614	130,000	120,000	120,000	120,000	120,000
Treasury		89,614	130,000	120,000	120,000	120,000	120,000
Total current and capital expenditures		1,128,272	1,265,000	1,190,000	1,288,000	1,372,000	1,411,000

Graph of the current and capital expenditures for the years 2012 - 2016 (Thousands of JDs)



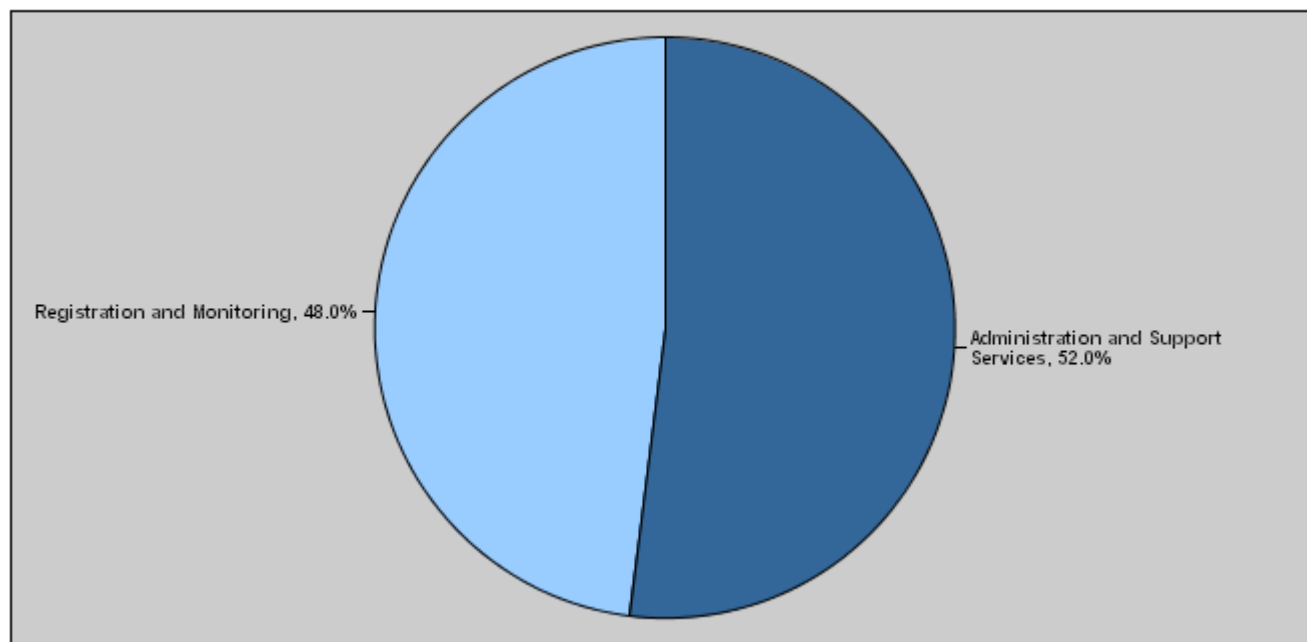
Budget of Chapter 1602 - Ministry of Industry and Trade/Companies Control Department

For the Year 2014 Distributed According to Program

(InJDs)

Prog.	Description	Current Expenditures	Capital Expenditure	Total Expenditure
2901	Administration and Support Services	634,500	35,000	669,500
2905	Registration and Monitoring	533,500	85,000	618,500
Total		1,168,000	120,000	1,288,000

Total Expenditures for the Year 2014 Distributed According to Program



Estimated Allocations For Females distributed according to Programs for the Years 2012 - 2016

Program	2012	2013	2014	2015	2016
2901 Administration and Support Services	110416	106870	118650	127300	131300
2905 Registration and Monitoring	210650	234300	250700	268400	276800
Total	321066	341170	369350	395700	408100

Budget Chapter 1602 - Ministry of Industry and Trade/Companies Control Department Distributed According to the Program

2901	Administration and Support Services Program
-------------	--

Objective of the program :

To develop the level of human resources such as training, authorization, empowerment, job placement and to spread and apply the concept of knowledge economy and to prepare e-software that could assist the department to fulfill its tasks optimally and as quickly as possible and reach distinguished levels of job satisfactory degrees and satisfactory of service recipients as well.

The strategic objective related to the program :

To develop the performance of human resources.

Directorates associated with the program :

- 1- General Administration directorate (human resources, supplies, movement).
- 2- Financial affairs.
- 3- Computer directorate.
- 4- Controller officer.
- 5- Knowledge directorate.
- 6- Internal control unit.

Services provided by the program :

Provide the financial and administrative support for all the department's programs and projects.

Staff working in the program :

The program is implemented through a functional staff in 2013 estimated with (75) staff, including (61) males and (14) females .

Performance Measurement Indicators for program										
Performance Measurement Indicator			Base Year	Value	Actual value	Target Value	First Self Evaluation	Target		
					2012	2013	2013	2014	2015	2016
1	Time needed to complete the transaction/ minute.		2006	45	35	25	25	25	25	25
Appropriations OF Administration and Support Services Program as Per Activities and Projects. (In JDs)										
Activities and Projects			Actual	Estimate	Re_Estimate	Estimate	Indicative			
			2012	2013	2013	2014	2015	2016		
Current Expenditures			590,460	611,000	571,500	634,500	681,000		702,000	
601	Administrative and Support Services		590,460	611,000	571,500	634,500	681,000		702,000	
Capital Expenditures			29,818	45,000	35,000	35,000	35,000		35,000	
001	Administration Project		25,109	40,000	30,000	35,000	35,000		35,000	
002	Maintenance and qualification of the new building		4,709	5,000	5,000	0	0		0	
Program / Treasury			29,818	45,000	35,000	35,000	35,000		35,000	
Total Program			620,278	656,000	606,500	669,500	716,000		737,000	

Budget Chapter 1602 - Ministry of Industry and Trade/Companies Control Department Distributed According to the Program

2905	Registration and Monitoring Program
Objective of the program : <p>To achieve a distinguished level in companies registration and control as per international means and standards.</p>	
The strategic objective related to the program : <p>To participate in developing the national economy through deepening the concept of investment.</p>	
Directorates associated with the program : <p>1- Registration directorate. 2- Financial control directorate. 3- Legal affairs directorate. 4- Auditing directorate. 5- Knowledge Directorate.</p>	
Services provided by the program : <p>This program works on developing registration services and post-registration services through:- - Document and confine work procedures and realize distinguished levels of service recipient satisfactory. - Develop guidance and electronic direction processes. - Enhance pre and post control mechanisms and save the stumbling projects. - Develop legislations to enhance partnership with the private sector. - Protect the rights of shareholders, partners and righholders.</p>	
Staff working in the program : <p>The program is implemented through a functional staff in 2013 estimated with (89) staff, including (47) males and (42) females .</p>	

Performance Measurement Indicators for program										
Performance Measurement Indicator			Base Year	Value	Actual value	Target Value	First Self Evaluation	Target		
					2012	2013	2013	2014	2015	2016
1	Number of registered companies/(annually).		2005	7670	6990	6369	6369	7000	7500	8000
2	Number of companies violating the law.		2005	300	150	130	165	130	120	110
Appropriations OF Registration and Monitoring Program as Per Activities and Projects. (In JDs)										
Activities and Projects			Actual	Estimate	Re_Estimate	Estimate	Indicative			
			2012	2013	2013	2014	2015	2016		
Current Expenditures			448,198	524,000	498,500	533,500	571,000	589,000		
601	Documentation, registration and control on companies		448,198	524,000	498,500	533,500	571,000	589,000		
Capital Expenditures			59,796	85,000	85,000	85,000	85,000	85,000		
001	Registration and Monitoring Program Administration Project		59,796	85,000	85,000	85,000	85,000	85,000		
Program / Treasury			59,796	85,000	85,000	85,000	85,000	85,000		
Total Program			507,994	609,000	583,500	618,500	656,000	674,000		

Chapter :1602 Ministry of Industry and Trade/Companies Control Department

Vision : We look forward to become a distinguished department in providing companies registration services and implementing effective monitoring tools to ensure the activation of companies governance principles and provide a safe and developing investment environment in order to participate in developing the national economy.

Mission : Provide companies registration services and control them as per financial and legal monitoring system to preserve the rights of service recipients through working in team spirit and follow up the comprehensive quality methods to develop the national economy.

Legal Framework : Companies Law No. (22) for the year 1997, as amended.

Strategic Objectives / Performance Indicators

Strategic Objectives Description	Performance Measurement Indicators		Base Value		Actual Value	Target Value	Initial Internal Evaluation	Target		
			Base Year	Value						
					2012	2013	2013	2014	2015	2016
1 - Participating in developing the national economy through deepening the concept of investment.	1	Size of registered capitals /1million (annually).	2005	848	1535	1253	1791	1850	1900	1950
2 - Developing human resources performance.	2	Satisfaction degree of the Ministry's workers.	2006	%84.6	%84	%90	%89	%90	%91	%92

Programs / Performance Indicators

Goal	Programs		Descreption of Performance Indicators		Base Value		Actual Value	Target Value	Initial Internal	Target		
					Base Year	Value						
							2012	2013	2013	2014	2015	2016
1	2905	Registration and Monitoring	1	Number of registered companies/(annually).	2005	7670	6990	6369	6369	7000	7500	8000
			2	Number of companies violating the law.	2005	300	150	130	165	130	120	110
2	2901	Administration and Support Services	1	Time needed to complete the transaction/ minute.	2006	45	35	25	25	25	25	25

Programs Appropriations

Goal	Programs			Actual	Estimated	Re-stemated	Estimated	Indecative	Indecative
				2012	2013	2013	2014	2015	2016
1	2905	Registration and Monitoring	Current	448198	524000	498500	533500	571000	589000
			Capital	59796	85000	85000	85000	85000	85000
			Total	507994	609000	583500	618500	656000	674000
2	2901	Administration and Support Services	Current	590460	611000	571500	634500	681000	702000
			Capital	29818	45000	35000	35000	35000	35000
			Total	620278	656000	606500	669500	716000	737000
			Total of Current	1038658	1135000	1070000	1168000	1252000	1291000
			Total of Capital	89614	130000	120000	120000	120000	120000
			Total of Chapter	1128272	1265000	1190000	1288000	1372000	1411000

Current Activities Appropriations

Prog.	Activities			Actual	Estimated	Re-stemated	Estimated	Indecative	Indecative
				2012	2013	2013	2014	2015	2016
2905	601	Documentation, registration and control on companies		448198	524000	498500	533500	571000	589000
		Total of Program		448198	524000	498500	533500	571000	589000
2901	601	Administrative and Support Services		590460	611000	571500	634500	681000	702000
		Total of Program		590460	611000	571500	634500	681000	702000
		Total		1038658	1135000	1070000	1168000	1252000	1291000

Capital Projects Appropriations

Prog.	Projects			Actual	Estimated	Re-stemated	Estimated	Indecative	Indecative
				2012	2013	2013	2014	2015	2016
2905	001	Registration and Monitoring Program Administration Project		59796	85000	85000	85000	85000	85000
		Total of Program		59796	85000	85000	85000	85000	85000
2901	001	Administration Project		25109	40000	30000	35000	35000	35000
		Maintenance and qualification of the new building		4709	5000	5000	0	0	0
		Total of Program		29818	45000	35000	35000	35000	35000
		Total		89614	130000	120000	120000	120000	120000

Overall Summary of Current Expenditures for the years 2012 - 2016

Chapter: 1602 Ministry of Industry and Trade/Companies Control Department

(In JDs)

Group	Item	Description	Actual 2012	Estimated 2013	Re-estimated 2013	Estimated 2014	Indicative 2015	Indicative 2016
21		Compensations of Employees						
2111		Salaries, Wages and allowances						
	101	Classified Employees	69954	81000	72000	79000	84000	87000
	102	Permanent Unclassified Employees	275726	296500	296500	324000	348000	370000
	103	Contract Employees	66885	40500	24000	20000	22000	23000
	105	Personal Cost of Living Allowance	234870	253000	249000	264000	288000	298000
	106	Family Allowance	22619	23000	23000	24000	26000	30000
	110	Overtime Allowance	0	25000	4000	14000	16000	17000
	111	Additional Allowance	147583	163000	163000	178000	192000	198000
	113	Transportation Allowance	45106	47000	46000	50000	54000	57000
	114	Transport Allowance	17765	19000	15500	18000	20000	20000
	116	Employees' bonuses	16000	16000	16000	10000	5000	0
Total			896508	964000	909000	981000	1055000	1100000
2121		Social Security Contributions						
	301	Social Security	71315	76000	71000	78000	84000	87000
Total			71315	76000	71000	78000	84000	87000
22		Use of Goods and Services						
2211		Use of Goods and Services						
	202	Telecommunications Services	6926	10000	8000	8000	9000	10000
	205	Fuels	3471	3800	3800	5000	5000	5000
	206	Maintenance of Machines, furniture and acce	10909	14000	11000	13000	13000	13000
	207	Maintenance of Vehicles, Heavy Duty Machin	833	1500	1500	2000	2500	3000
	208	Repair and maintenance of buildings and ac	2063	2000	2000	2000	2000	3000
	209	Office Supplies	32633	40000	40000	45000	46000	47000
	210	Raw materials (Medicines, Clothes, Food, F	902	1500	1500	1500	2000	2000
	211	Cleaning Services and supplies (including	0	4000	4000	2000	2000	2000
	212	Insurance	1801	2000	2000	2500	2500	3000
	213	Official Travel Missions	3755	6000	6000	6000	6000	6000
	214	Other goods and services expenses	4377	5200	5200	4000	5000	5000
Total			67670	90000	85000	91000	95000	99000
28		Other expenditures						
2821		Other current expenses						
	303	Scientific Scholarships and Training Course	3165	5000	5000	5000	5000	5000
	305	Non-Employees' Bonuses	0	0	0	13000	13000	0
Total			3165	5000	5000	18000	18000	5000
Total of Chapter			1038658	1135000	1070000	1168000	1252000	1291000

Current Expenditures According to Program and Activities For The Years 2012 - 2016

Chapter : 1602 - Ministry of Industry and Trade/Companies Control Department

(In JDs)

Program : 2901 - Administration and Support Services								
Activity : 601 - Administrative and Support Services								
Group	Item	Description	Actual 2012	Estimated 2013	Re-estimated 2013	Estimated 2014	Indicative 2015	Indicative 2016
21		Compensations of Employees						
2111		Salaries, Wages and allowances						
	101	Classified Employees	35654	41000	32000	39000	42000	44000
	102	Permanent Unclassified Employees	181128	148500	148500	161000	174000	190000
	103	Contract Employees	33503	19500	9000	10000	11000	11000
	105	Personal Cost of Living Allowance	69770	126000	125000	132000	145000	151000
	106	Family Allowance	11119	11000	11000	12000	13000	15000
	110	Overtime Allowance	0	12500	3000	7000	8000	9000
	111	Additional Allowance	115083	81000	81000	89000	96000	99000
	113	Transportation Allowance	21106	23500	22500	25000	27000	28000
	114	Transport Allowance	6965	9500	6000	9000	10000	10000
	116	Employees' bonuses	8000	8000	8000	5000	2500	0
Total			482328	480500	446000	489000	528500	557000
2121		Social Security Contributions						
	301	Social Security	39972	38000	38000	39000	42000	43500
Total			39972	38000	38000	39000	42000	43500
22		Use of Goods and Services						
2211		Use of Goods and Services						
	202	Telecommunications Services	6926	10000	8000	8000	9000	10000
	205	Fuels	3471	3800	3800	5000	5000	5000
	206	Maintenance of Machines, furniture and acco	10909	14000	11000	13000	13000	13000
	207	Maintenance of Vehicles, Heavy Duty Machi	833	1500	1500	2000	2500	3000
	208	Repair and maintenance of buildings and a	2063	2000	2000	2000	2000	3000
	209	Office Supplies	32633	40000	40000	45000	46000	47000
	210	Raw materials (Medicines, Clothes, Food,	902	1500	1500	1500	2000	2000
	211	Cleaning Services and supplies (including	0	4000	4000	2000	2000	2000
	212	Insurance	1801	2000	2000	2500	2500	3000
	213	Official Travel Missions	3755	6000	6000	6000	6000	6000
	214	Other goods and services expenses	4377	5200	5200	4000	5000	5000
Total			67670	90000	85000	91000	95000	99000
28		Other expenditures						
2821		Other current expenses						
	303	Scientific Scholarships and Training Cours	490	2500	2500	2500	2500	2500
	305	Non-Employees' Bonuses	0	0	0	13000	13000	0
Total			490	2500	2500	15500	15500	2500
Total of Activity			590460	611000	571500	634500	681000	702000
Total of Program			590460	611000	571500	634500	681000	702000
Program : 2905 - Registration and Monitoring								
Activity : 601 - Documentation, registration and control on companies								
Group	Item	Description	Actual 2012	Estimated 2013	Re-estimated 2013	Estimated 2014	Indicative 2015	Indicative 2016
21		Compensations of Employees						
2111		Salaries, Wages and allowances						
	101	Classified Employees	34300	40000	40000	40000	42000	43000
	102	Permanent Unclassified Employees	94598	148000	148000	163000	174000	180000
	103	Contract Employees	33382	21000	15000	10000	11000	12000
	105	Personal Cost of Living Allowance	165100	127000	124000	132000	143000	147000
	106	Family Allowance	11500	12000	12000	12000	13000	15000
	110	Overtime Allowance	0	12500	1000	7000	8000	8000
	111	Additional Allowance	32500	82000	82000	89000	96000	99000
	113	Transportation Allowance	24000	23500	23500	25000	27000	29000
	114	Transport Allowance	10800	9500	9500	9000	10000	10000
	116	Employees' bonuses	8000	8000	8000	5000	2500	0
Total			414180	483500	463000	492000	526500	543000
2121		Social Security Contributions						
	301	Social Security	31343	38000	33000	39000	42000	43500
Total			31343	38000	33000	39000	42000	43500
28		Other expenditures						
2821		Other current expenses						
	303	Scientific Scholarships and Training Cours	2675	2500	2500	2500	2500	2500
Total			2675	2500	2500	2500	2500	2500
Total of Activity			448198	524000	498500	533500	571000	589000
Total of Program			448198	524000	498500	533500	571000	589000
Total of Chapter			1038658	1135000	1070000	1168000	1252000	1291000

Overall Summary of Capital Expenditures For The Years 2012 - 2016

Chapter : 1602 Ministry of Industry and Trade/Companies Control Department (In JDs)

Group	Item	Description	Actual 2012	Estimated 2013	Re-Estimated 2013	Estimated 2014	Indicative 2015	Indicative 2016
		Expenditures						
22		Use of Goods and Services						
2211		Use of Goods and Services						
	510	Buildings and facilities repair and maintenanc	4709	5000	5000	5000	5000	5000
	512	Operating and maintenance Expenses	77778	115000	107000	105000	105000	105000
Total			82487	120000	112000	110000	110000	110000
		Fixed Assets						
31		Non-financial Assets						
3112		Machinery and Equipment						
	505	Equipments, Machines and Apparatus	7127	10000	8000	10000	10000	10000
Total			7127	10000	8000	10000	10000	10000
Total of Chapter			89614	130000	120000	120000	120000	120000

Capital Expenditures According to Program and Projects For the years 2012 - 2016

Chapter : 1602 Ministry of Industry and Trade/Companies Control Department

(In JDs)

Program 2901 Administration and Support Services								
Project		001 Administration Project						
Fund Source		102001	Capital (Treasury)					
Group	item	Description	Actual 2012	Estimated 2013	Re-Estimated 2013	Estimated 2014	Indicative 2015	Indicative 2016
22		Use of Goods and Services						
2211		Use of Goods and Services						
	510	Buildings and facilities repair and maintenance						
	009	Miscellaneous buildings repair and renovation	0	0	0	5000	5000	5000
		Total of Item	0	0	0	5000	5000	5000
	512	Operating and maintenance Expenses						
	006	Apparatus, machines and equipments maintenanc	4888	5000	4000	3000	3000	3000
	011	Capacity building expenses	7525	10000	8000	7000	7000	7000
	999	n.e.c	5569	15000	10000	10000	10000	10000
		Total of Item	17982	30000	22000	20000	20000	20000
31		Non-financial Assets						
3112		Machinery and Equipment						
	505	Equipments, Machines and Apparatus						
	001	Computers and accessories	4874	5000	5000	5000	5000	5000
	003	Office apparatus and equipment	2253	5000	3000	5000	5000	5000
		Total of Item	7127	10000	8000	10000	10000	10000
		Total of Project / Treasury	25109	40000	30000	35000	35000	35000
Project		002 Maintenance and qualification of the new building						
Fund Source		102001	Capital (Treasury)					
Group	item	Description	Actual 2012	Estimated 2013	Re-Estimated 2013	Estimated 2014	Indicative 2015	Indicative 2016
22		Use of Goods and Services						
2211		Use of Goods and Services						
	510	Buildings and facilities repair and maintenance						
	009	Miscellaneous buildings repair and renovation	4709	5000	5000	0	0	0
		Total of Item	4709	5000	5000	0	0	0
		Total of Project / Treasury	4709	5000	5000	0	0	0
Total of Program			29818	45000	35000	35000	35000	35000

Capital Expenditures According to Program and Projects For the years 2012 - 2016

Chapter : 1602 Ministry of Industry and Trade/Companies Control Department

(In JDs)

Program 2905 Registration and Monitoring								
Project		001 Registration and Monitoring Program Administration Project						
Fund Source		102001	Capital (Treasury)					
Group	item	Description	Actual 2012	Estimated 2013	Re-Estimated 2013	Estimated 2014	Indicative 2015	Indicative 2016
22		Use of Goods and Services						
2211		Use of Goods and Services						
	512	Operating and maintenance Expenses						
	014	Archiving and Documentation	26869	40000	40000	40000	40000	40000
	036	Computerization and automation operations expe	32927	45000	45000	45000	45000	45000
		Total of Item	59796	85000	85000	85000	85000	85000
		Total of Project / Treasury	59796	85000	85000	85000	85000	85000
		Total of Program	59796	85000	85000	85000	85000	85000
		Total of Chapter	89614	130000	120000	120000	120000	120000