

Chapter : 2101 Ministry of Public Works and Housing

Creation:	The Ministry of Public Works and Housing was established as per regulation no.(55) for the year 1966.
Vision :	Safe roads with economic and developmental returns and an advanced and competitive constructions sector as well as excellency and pioneering in the government building.
Mission:	Connecting villages and cities, housing and economic complexes and neighbouring countries with a network of distinguished roads with high level of quality and preserving their sustainability and expanding the implementation of circle roads around the main cities and developing construction sector using and applying the best modern techniques and practices in line with the international developments as well as finding pioneer government buildings which are supportive for the national and developmental goals which ensure the safety and souls of employees and clients through the adoption and implementation of the best global practices in this field.

Tasks of the Ministry / Department:

- _ Re-qualify, maintain and sustain the roads network in the Kingdom.
- _ Implement and maintain agricultural and rural roads to serve production sites.
- _ Provide traffic safety criteria on roads to reduce accidents
- _ Regulate and promote the quality of constructions sector.
- _ Conduct the routine maintenance for government buildings
- _ Set up the national program and plans to establish buildings
- _ Supervise the implementation of government buildings
- _ Realize effective and pioneer institutional performance

Ministry/Department Contribution to the Achievement of the National Objectives:

- _ Provide facilities and infrastructure with efficient and high return.
- _ Restructure the public sector to be more productive and effective.

Major Issues and Challenges which face the Ministry / Department:

- _ The mismatching of financial appropriations that are allocated in the Ministry's budget law to the size of required services and projects.
- _ Brain drain and functional drain.
- _ Lack of a national-level plan of traffic safety on roads.
- _ Lack of unified authority and reference to regulate the constructions sector.
- _ The maldistribution of human and material resources.
- _ Instability of oil and construction materials prices.

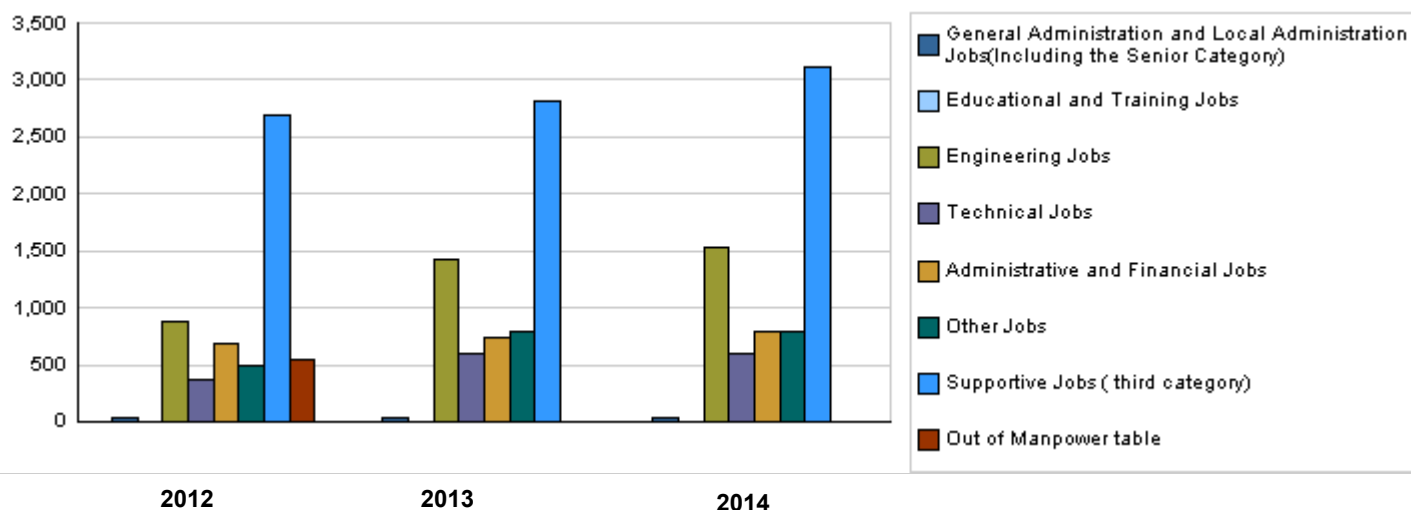
CHAPTER : 2101 Ministry of Public Works and Housing

Strategic Objectives and Performance Indicators of the Ministry / Department

Strategic Objective	Performance Indicator	base year	Value	Actual Value	Target Value	Primary Self Evaluation	Target Value		
				2012	2013	2013	2014	2015	2016
1 - Institutional performance enhancement.	1 Satisfaction degree of the Ministry's clients.	2009	%55	%55	%59	%59	%60	%61	%62
	2 Average of satisfaction degree of the Ministry's partners as per a questinnaire	2010	%75	-	%79	%79	%81	%85	%87
2 - Maintain the main, secondary and rural roads with economic and developmental revenues in all over the Kingdom.	1 Number of road accidents caused by road errors.	2009	%9.5	%9.5	%4	%4	%3	%2	%1.5
3 - Establish integrated and safe roads network to contribute to achieving development and providing pioneer government buildings with distinguished identity.	1 The lengths of accomplished roads (km).	2006	7694	-	8100	8100	8150	8170	9000
	2 Increase of the establishment of roads and intersections in all over the Kingdom for each governorate	2006	-	-	4	4	4	4	5

Number of Staff of the Ministry / Department

Group	Job	Actual 2012			Primary 2013			Estimated 2014		
		Male	Female	Total	Male	Female	Total	Male	Female	Total
General Administration and Local Administration	Supervisory and Leadership jobs	35	6	41	35	6	41	35	6	41
Educational and Training Jobs	Trainers	1	0	1	1	0	1	1	0	1
Engineering Jobs	Engineers	775	107	882	1200	232	1432	1275	257	1532
Technical Jobs	Programmers and technician	330	32	362	510	82	592	510	82	592
Administrative and Financial Jobs	Heads of departments and financial	605	85	690	655	85	740	680	105	785
Other Jobs	Technicians	445	45	490	670	120	790	670	120	790
Supportive Jobs (third category)	Third category	2325	370	2695	2466	350	2816	2716	400	3116
Total		4516	645	5161	5537	875	6412	5887	970	6857
Out of Manpower table	501/projects	0	0	241	0	0	0	0	0	0
	502/ daily workers	250	50	300	0	0	0	0	0	0
Grand Total		4766	695	5702	5537	875	6412	5887	970	6857
Total Cost of Salaries		21451833	2925251	24377084	28627680	4660320	33288000	31971790	5204710	37176500



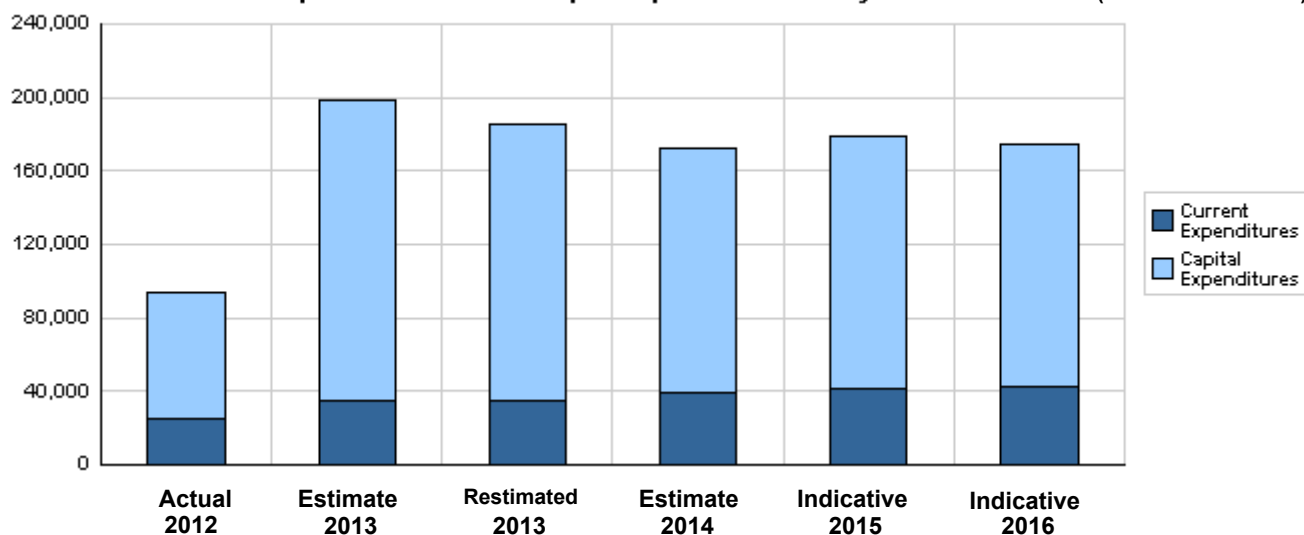
Key Information of the Ministry / Department																	
No.	Description	base year	Value	Primary 2013	Estimated 2014												
					Irbid	Mafraq	Jarsh	Ajloun	Amman	Balqa'	Zaraq'	Madaba	Karak	Ma'an	Tafila	Aqaba	Total
1	Lengths of established main roads	2008	25	20	4	2	2	2	4	4	4	2	2	3	2	1	32
2	Lengths of established rural roads	2008	12	10	2	2	2	1	0	2	1	1	2	1	2	1	17
3	Lengths of established secondary	2008	11	10	1	1	1	2	1	2	1	2	2	2	1	1	17

Overall Summary of Expenditures for Chapter 2101- Ministry of Public Works and Housing
for the years 2012 - 2016

(In JDs)

Description		Actual 2012	Estimate 2013	Re_Estimate 2013	Estimate 2014	Indicative 2015 2016	
Group	Current Expenditures						
2111	Salaries, Wages and allowances	22,439,759	30,853,000	30,853,000	34,745,500	36,290,500	37,133,500
2121	Social Security Contributions	1,937,325	2,435,000	2,435,000	2,431,000	2,545,560	2,612,560
2211	Use of Goods and Services	803,478	1,390,000	1,390,000	1,911,500	2,302,940	2,302,940
2821	Other current expenses	79,560	100,000	100,000	60,000	250,000	250,000
Total current expenditures		25,260,122	34,778,000	34,778,000	39,148,000	41,389,000	42,299,000
Capital Expenditures							
2111	Salaries, Wages and allowances	3,409,654	3,400,000	3,400,000	1,820,000	1,370,000	1,370,000
2121	Social Security Contributions	224,999	710,000	710,000	160,000	160,000	160,000
2211	Use of Goods and Services	14,343,129	36,323,000	34,646,000	24,720,000	14,367,000	10,020,000
2632	Subsidy to other public gov. units/capital	498,010	500,000	500,000	3,200,000	3,200,000	3,200,000
2822	Other Capital expenditures	802,769	800,000	800,000	825,000	625,000	625,000
3111	Buildings and Constructions	47,960,187	120,237,000	109,031,000	99,198,000	116,135,000	115,500,000
3112	Machinery and Equipment	557,174	780,000	780,000	1,895,000	375,000	375,000
3122	Inventories	559,941	500,000	500,000	785,000	535,000	535,000
3141	Lands	0	0	0	290,000	290,000	290,000
Total capital expenditures		68,355,863	163,250,000	150,367,000	132,893,000	137,057,000	132,075,000
Treasury		68,355,863	163,250,000	150,367,000	132,893,000	137,057,000	132,075,000
Total current and capital expenditures		93,615,985	198,028,000	185,145,000	172,041,000	178,446,000	174,374,000

Graph of the current and capital expenditures for the years 2012 - 2016 (Thousands of JDs)

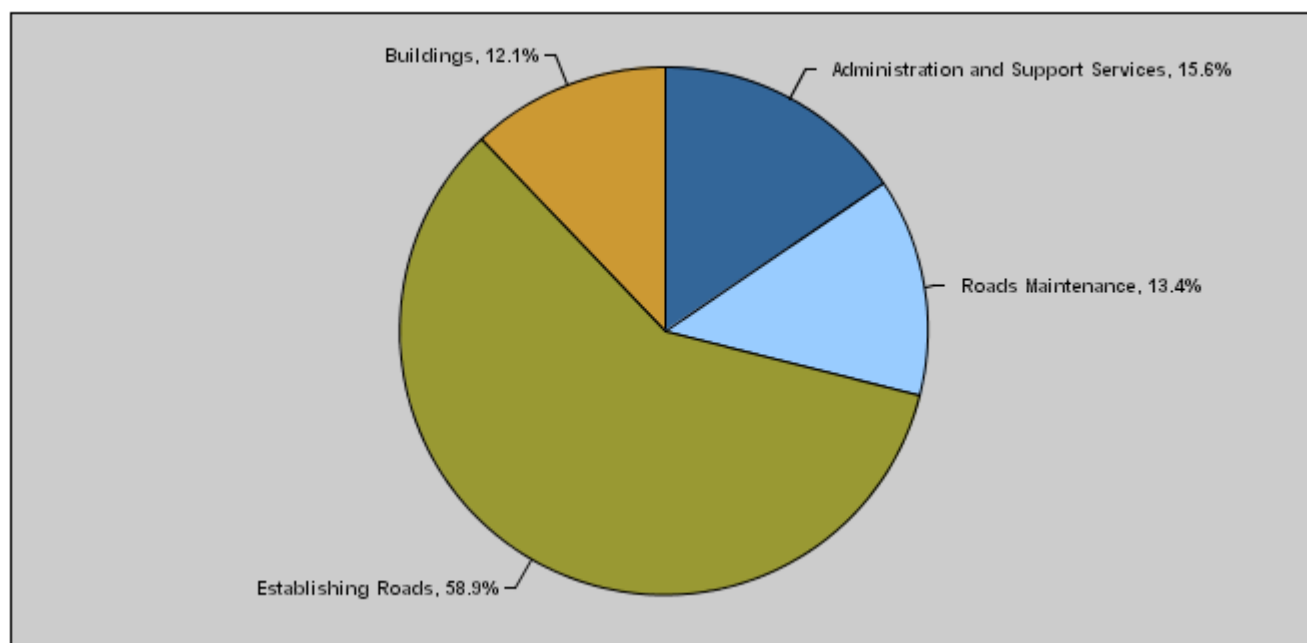


Budget of Chapter 2101 - Ministry of Public Works and Housing
For the Year 2014 Distributed According to Program

(InJDs)

Prog.	Description	Current Expenditures	Capital Expenditure	Total Expenditure
3701	Administration and Support Services	23,785,000	3,070,000	26,855,000
3705	Roads Maintenance	0	22,975,000	22,975,000
3710	Establishing Roads	6,363,000	94,998,000	101,361,000
3905	Buildings	9,000,000	11,850,000	20,850,000
Total		39,148,000	132,893,000	172,041,000

Total Expenditures for the Year 2014 Distributed According to Program



Estimated Allocations For Females distributed according to Programs for the Years 2012 - 2016

Program	2012	2013	2014	2015	2016
3701 Administration and Support Services	2470511	2431800	2851800	3046200	3112200
3705 Roads Maintenance	0	0	0	0	0
3710 Establishing Roads	467252	536300	638300	668956	697400
3905 Buildings	0	2013000	1980000	2049176	2065800
Total	2937763	4981100	5470100	5764332	5875400

Budget Chapter 2101 - Ministry of Public Works and Housing Distributed According to the Program

3701	Administration and Support Services Program
-------------	--

Objective of the program :

Perform the administrative functions related to budget, finance, personnel affairs, HR and training in the Ministry.

The strategic objective related to the program :

Enhance the institutional performance.

Directorates associated with the program :

- Financial affairs directorate.
- Administrative affairs directorate.
- Institutional performance development directorate.
- Workshops directorate.

Services provided by the program :

Provide administrative and financial support for all programs and projects in the Ministry.

Staff working in the program :

The program is implemented through a functional staff in 2013 estimated with (2933) staff, including (2576) males and (357) females .

Performance Measurement Indicators for program

Performance Measurement Indicator		Base Year	Value	Actual value	Target Value	First Self Evaluation	Target		
				2012	2013	2013	2014	2015	2016
1	Increase in the percentage of employees holding diploma or higher degrees.	2009	%22	%22	%26	%26	%27	%28	%30
2	Minimizing the annual average of brain drain.	2009	%9.5	%9.5	%7.5	% 7.5	%7	%6.5	%6
3	Improving the level of programs.	2010	%75	-	%79	% 79	%81	%85	%86

Appropriations OF Administration and Support Services Program as Per Activities and Projects. (In JDs)

Activities and Projects		Actual	Estimate	Re_Estimate	Estimate	Indicative	
		2012	2013	2013	2014	2015	2016
Current Expenditures		20,587,594	20,265,000	20,265,000	23,785,000	25,425,000	25,965,000
601	Administrative and Support Services	20,587,594	20,265,000	20,265,000	23,785,000	25,425,000	25,965,000
Capital Expenditures		3,041,322	3,170,000	3,170,000	3,070,000	3,000,000	3,000,000
001	Administration Project	2,543,312	2,600,000	2,600,000	2,500,000	2,500,000	2,500,000
002	Supporting the projects of National Construction Council	498,010	500,000	500,000	500,000	500,000	500,000
004	Establish information system for all government buildings	0	20,000	20,000	20,000	0	0
005	Application of government buildings administration and maintenance system	0	50,000	50,000	50,000	0	0
Program / Treasury		3,041,322	3,170,000	3,170,000	3,070,000	3,000,000	3,000,000
Total Program		23,628,916	23,435,000	23,435,000	26,855,000	28,425,000	28,965,000

Budget Chapter 2101 - Ministry of Public Works and Housing Distributed According to the Program

3705	Roads Maintenance Program										
<u>Objective of the program :</u>											
To make periodic, routine and preventative maintenance for roads to improve the existing roads network in the Kingdom.											
<u>The strategic objective related to the program :</u>											
Maintain main, secondary and provincial roads network in all over the Kingdom with economic and developmental revenue.											
<u>Directorates associated with the program :</u>											
<ul style="list-style-type: none">- Planning and Studies directorate.- Traffic safety directorate.- Maintenance directorate.											
<u>Services provided by the program :</u>											
Bidding tenders for roads maintenance and implementation follow up in the governorates.											
<u>Staff working in the program :</u>											
The program is implemented through a functional staff in 2013 estimated with (44) staff, including (39) males and (5) females .											
Performance Measurement Indicators for program											
Performance Measurement Indicator				Base Year	Value	Actual value	Target Value	First Self Evaluation	Target		
						2012	2013	2013	2014	2015	2016
1	The increase in the lengths of maintained roads,annually (Km).			2009	500	500	900	900	1000	1100	1200
2	Minimizing the percentage of roads not matching the new technical standards adopted in 2012.			2011	-	-	-		%10	%9	%8
Appropriations OF Roads Maintenance Program as Per Activities and Projects. (In JDs											
Activities and Projects		Actual	Estimate	Re_Estimate	Estimate	Indicative					
		2012	2013	2013	2014	2015		2016			
Current Expenditures		0	0	0	0	0		0			
Capital Expenditures		13,157,070	35,275,000	33,598,000	22,975,000	12,622,000		8,275,000			
001	Roads Maintenance Program Administration Project	1,646,034	2,000,000	2,000,000	2,000,000	2,000,000		2,000,000			
002	Maintenance of Main and through-traffic roads and bridges - In Northern District	2,091,065	3,750,000	3,700,000	3,650,000	2,149,000		2,200,000			
003	Maintenance of Main and through-traffic roads and bridges - In Central District	2,187,335	4,000,000	3,690,000	4,500,000	2,110,000		0			
004	Maintenance of Main and through-traffic roads and bridges - In Southern District	2,698,801	3,500,000	3,113,000	4,800,000	1,888,000		1,300,000			
005	Secondary and urban roads maintenance project	2,249,990	11,000,000	10,535,000	4,000,000	2,200,000		2,750,000			
006	Agricultural Roads Maintenance Project	2,248,063	11,000,000	10,535,000	4,000,000	2,250,000		0			
007	Establishing ideal maintenance stations	35,782	25,000	25,000	25,000	25,000		25,000			
Program / Treasury		13,157,070	35,275,000	33,598,000	22,975,000	12,622,000		8,275,000			
Total Program		13,157,070	35,275,000	33,598,000	22,975,000	12,622,000		8,275,000			

Budget Chapter 2101 - Ministry of Public Works and Housing Distributed According to the Program

3710	Establishing Roads Program								
<u>Objective of the program :</u>									
To establish the main, sub and rural roads.									
<u>The strategic objective related to the program :</u>									
Establish comprehensive and safe roads network to contribute to realize development and provide pioneer government buildings with distinguished identity.									
<u>Directorates associated with the program :</u>									
<ul style="list-style-type: none">- Planning and studies- Roads execution.- Traffic safety.									
<u>Services provided by the program :</u>									
Following up, implementing and awarding tenders for establishing roads.									
<u>Staff working in the program :</u>									
The program is implemented through a functional staff in 2013 estimated with (2017) staff, including (1822) males and (195) females .									
Performance Measurement Indicators for program									
Performance Measurement Indicator		Base Year	Value	Actual value	Target Value	First Self Evaluation	Target		
				2012	2013	2013	2014	2015	2016
1	The increase in the lengths of established rural road (Km)	2006	2435	-	2510	2510	2520	2530	2550
2	Increase in the lengths of established main roads (km)	2006	3187	-	3320	3320	3330	3340	3390
3	Increase in the lengths of established secondary roads (Km)	2006	2112	-	2222	2222	2235	2240	2260
Appropriations OF Establishing Roads Program as Per Activities and Projects. (In JDs)									
Activities and Projects		Actual 2012	Estimate 2013	Re_Estimate 2013	Estimate 2014	Indicative 2015 2016			
Current Expenditures		4,672,528	5,363,000	5,363,000	6,363,000	6,669,560	6,954,000		
601	Setting plans, studies and designs for roads construction	4,672,528	5,363,000	5,363,000	6,363,000	6,669,560	6,954,000		
Capital Expenditures		52,157,471	110,775,000	99,569,000	94,998,000	105,635,000	103,000,000		
001	Establishing Roads Program Administration Project	4,968,030	4,318,000	4,318,000	5,400,000	2,900,000	2,900,000		
002	Public Safety on Roads	1,607,093	7,450,000	5,690,000	3,320,000	3,820,000	3,000,000		
003	Establishing and Enhancing the Provincial and Secondary Roads	1,796,249	3,000,000	2,535,000	3,215,000	4,000,000	5,000,000		
004	Agricultural Roads	2,249,306	3,350,000	2,831,000	3,500,000	3,700,000	5,000,000		
005	Completing Altafila/Alhasa Road	199,773	0	0	0	0	0		
006	Establishing and Enhancing the Outlet Roads	690,377	3,000,000	2,690,000	2,300,000	3,000,000	3,500,000		
009	Alhashemeh-Bala'ma Road-Alzneha Area is Included in the Expansion Area	3,600,000	6,000,000	5,690,000	1,800,000	0	0		
012	Establishing Alhssain Bin Talal University and Ma'an Detour	236,965	0	0	0	0	0		
014	Completing Alkarak/Alqetranah Road Including Alkarak Entry	2,229,311	1,500,000	1,345,000	660,000	0	0		
015	Completing Alsalt Belt Line Road/First Part	0	4,000,000	2,535,000	5,475,000	5,000,000	5,000,000		
023	Enhancing Intersection on Amman Zarqa Highway	0	300,000	300,000	1,000,000	0	0		
026	Executing Zarqa-Berain Road	0	2,000,000	1,845,000	2,650,000	2,000,000	0		
030	Executing South and North Shouneh (Kremeh Area)	1,600,000	2,000,000	1,845,000	0	0	0		
032	Enhancing and Executing Um Alnaj Triangle	1,347,247	1,500,000	1,500,000	0	0	0		
035	Completing Queen Alia International Airport/Second Stage	9,467,061	16,000,000	14,042,000	7,000,000	4,000,000	0		
037	Kathraba-Ghour Road	0	1,000,000	845,000	1,000,000	1,300,000	0		
038	Lighting the Major Through Traffic Roads	1,999,976	4,500,000	4,035,000	4,000,000	4,600,000	3,000,000		
040	Irbid Belt Line Road	8,799,810	12,000,000	11,315,000	6,500,000	0	2,700,000		

Budget Chapter 2101 - Ministry of Public Works and Housing Distributed According to the Program

3710 Establishing Roads Program		Appropriations OF Establishing Roads Program as Per Activities and Projects. (In JDs)					
Activities and Projects		Actual 2012	Estimate 2013	Re_Estimate 2013	Estimate 2014	Indicative 2015 2016	
Capital Expenditures		52,157,471	110,775,000	99,569,000	94,998,000	105,635,000	103,000,000
042	Almujeb Bridge Protections	443,521	0	0	500,000	0	0
044	Connected Road for Zarqa New Hospital	439,742	3,000,000	2,535,000	2,000,000	1,000,000	1,000,000
045	Altafeleh Belt Line Road	1,349,999	3,000,000	2,725,000	1,000,000	0	0
046	Executing a Bridge on Alfahaa-Zarqa	0	0	0	1,000,000	1,000,000	3,000,000
047	Al-Mafraq-Irbid Road	2,058,471	3,000,000	2,690,000	800,000	1,500,000	0
048	Madaba Circle Road	0	0	0	500,000	1,500,000	1,500,000
050	Aljeezeh-Aldhabeh Road	0	0	0	0	500,000	500,000
052	Sarfa-Ghour Road	0	0	0	0	2,500,000	2,500,000
053	Salat - Ghour Road	0	0	0	1,000,000	500,000	500,000
054	Requilying Sahrawi Road-Amman - Ras annkup	0	1,000,000	845,000	1,500,000	2,150,000	0
055	Requilying Bridges and Water resources	481,339	1,575,000	1,563,000	2,250,000	2,250,000	1,550,000
056	Establishing El-Karama - 'Era Road	0	500,000	423,000	580,000	0	0
057	Establishing Madaba - Jalool Airport Road	704,480	3,250,000	3,134,000	865,000	0	0
058	Requilying safety Road for Amman - Jerash	349,995	500,000	423,000	1,000,000	1,080,000	0
062	Implementing Shoumar Bridge	0	1,300,000	1,300,000	2,180,000	3,000,000	3,500,000
063	Improving the Royal Road	499,994	2,000,000	1,845,000	1,155,000	2,000,000	1,500,000
064	Road to Al-Durrah border center	2,589,984	9,000,000	8,380,000	4,370,000	0	0
067	Alternative road/Ajloun-Capital	0	50,000	50,000	1,000,000	2,830,000	1,000,000
068	Supporting Greater Amman Municipality projects	0	0	0	2,700,000	2,700,000	2,700,000
074	Al-Azraq road - Saudi borders	0	0	0	0	2,000,000	15,000,000
075	Al--Korah - Irbid	0	1,500,000	1,268,000	2,223,000	3,500,000	0
077	Dheban -Umm Al-Rasass road	99,817	0	0	200,000	200,000	200,000
078	Traffic intersections in Wasat, North and South	999,973	3,182,000	3,182,000	2,000,000	2,000,000	2,000,000
079	Expanding thaneh-Amqa intersection	1,348,958	2,500,000	2,500,000	1,000,000	0	0
080	Expand and complete Fheis / Bakalorya road	0	1,000,000	845,000	1,000,000	1,155,000	0
081	Establish Wadi Al shajarah tunnel and bridge /Sult	0	2,000,000	2,000,000	6,000,000	0	0
082	Implement the 2nd phase of Ein Janah/ Souf road	0	500,000	500,000	1,000,000	500,000	0
083	Re-establish Northern Shouneh road/ Al-Manshyah/ Waqass.	0	0	0	4,155,000	2,000,000	2,000,000
085	Al-bashryah/ Al-Azraq road	0	0	0	500,000	2,000,000	1,000,000
086	Al-Hezan Al-da'eri road/ Capital	0	0	0	700,000	1,000,000	1,000,000
089	Expand Wadi Araba road to become with the level of secondary roads	0	0	0	500,000	2,000,000	2,000,000
090	Southren Shounah road / Al-kafrain intersection/ air freight	0	0	0	500,000	500,000	500,000
093	Expand and maintain Al-Mesfah road/ Zarqa.	0	0	0	500,000	1,500,000	1,500,000
098	Iraq Al-Ameer/ Al-Kafrain road.	0	0	0	300,000	2,000,000	2,000,000
100	Namlah / Wadi Araba road with the level of a rural road	0	0	0	250,000	1,500,000	1,500,000
101	Improve Tafila/ Amman road	0	0	0	500,000	1,500,000	1,500,000
102	Al-Sero / Aein Al-Bashah road	0	0	0	0	1,500,000	1,500,000
103	Re-qualify Naour road / Ghour Al-Hadytha	0	0	0	0	2,000,000	2,000,000
104	Sawam'/ Jwaydeh road	0	0	0	0	1,500,000	1,500,000
105	Kharazeh/ Ghours road	0	0	0	0	2,500,000	2,500,000
106	Shoubak/Ghour road with a rural level	0	0	0	0	2,500,000	2,500,000
107	Amman Zarqa road/ alternative	0	0	0	0	1,500,000	1,500,000
108	Kafer Asad / Umm Qais road	0	0	0	0	1,500,000	1,500,000
109	Ghabawi /Azraq road.	0	0	0	0	1,500,000	1,500,000
110	Rhab Jarash intesection road.	0	0	0	0	2,000,000	2,000,000
111	Adhruh /Al-Manshyah road with a length of 18 km	0	0	0	0	2,000,000	2,000,000

Budget Chapter 2101 - Ministry of Public Works and Housing Distributed According to the Program

3710 Establishing Roads Program		Appropriations OF Establishing Roads Program as Per Activities and Projects. (In JDs)					
Activities and Projects		Actual 2012	Estimate 2013	Re_Estimate 2013	Estimate 2014	Indicative 2015 2016	
Capital Expenditures		52,157,471	110,775,000	99,569,000	94,998,000	105,635,000	103,000,000
112	Improve Yajouz road.	0	0	0	0	1,500,000	1,500,000
113	Dhafar Mosque intersection road Amman /Irbid	0	0	0	0	2,000,000	2,000,000
115	Expand and maintain Rhab / Mafrq road	0	0	0	700,000	700,000	700,000
116	Ram/Desa /Mdawarah road.	0	0	0	750,000	750,000	750,000
Program / Treasury		52,157,471	110,775,000	99,569,000	94,998,000	105,635,000	103,000,000
Total Program		56,829,999	116,138,000	104,932,000	101,361,000	112,304,560	109,954,000

Budget Chapter 2101 - Ministry of Public Works and Housing Distributed According to the Program

3715	Supporting Society Protection Affairs/National Initiative for Housing-Decent Housing for Decent Life Program
-------------	---

Objective of the program :

To provide suitable housing for employees with limited incomes.

The strategic objective related to the program :

To support the implementation of highness royal initiatives (decent housing for decent life).

Directorates associated with the program :

- Supportive services and administration.
- Roads construction.
- Planning.

Services provided by the program :

Provide technical and financial support to the initiative projects.

Appropriations OF Supporting Society Protection Affairs/National Initiative for Housing-Decent Housing for Decent Life Program

Activities and Projects	Actual	Estimate	Re_Estimate	Estimate	Indicative	
	2012	2013	2013	2014	2015	2016
Current Expenditures	0	0	0	0	0	0
Capital Expenditures	0	0	0	0	0	0
Program / Treasury	0	0	0	0	0	0
Total Program	0	0	0	0	0	0

Budget Chapter 2101 - Ministry of Public Works and Housing Distributed According to the Program

3905	Buildings Program								
<u>Objective of the program :</u>									
The program aims at studying the projects of government buildings and supervising their implementation									
<u>The strategic objective related to the program :</u>									
To create a distinguished identity for the government buildings and provide government buildings which meet the expectations and needs of clients.									
<u>Directorates associated with the program :</u>									
<div>- Buildings directorate.</div> <div>- Planning.</div> <div>- Maintenance.</div>									
<u>Services provided by the program :</u>									
Supervise the implementation of Ministry's projects									
<u>Staff working in the program :</u>									
The program is implemented through a functional staff in 2013 estimated with (1418) staff, including (1100) males and (318) females .									
Performance Measurement Indicators for program									
Performance Measurement Indicator				Base Year	Value	Actual value	Target Value	First Self Evaluation	Target
						2012	2013	2013	2014 2015 2016
1	Percentage of owned government buildings to total used buildings			2007	%50	%52	%63	%63	%64 %65 %66
Appropriations OF Buildings Program as Per Activities and Projects. (In JDs)									
Activities and Projects		Actual 2012	Estimate 2013	Re_Estimate 2013	Estimate 2014	Indicative 2015 2016			
Current Expenditures		0	9,150,000	9,150,000	9,000,000	9,294,440		9,380,000	
601	Administrative and Support Services	0	9,150,000	9,150,000	9,000,000	9,294,440		9,380,000	
Capital Expenditures		0	14,030,000	14,030,000	11,850,000	15,800,000		17,800,000	
001	Buildings Program Administration Project	0	800,000	800,000	200,000	200,000		200,000	
002	Fittings for the Prime Ministry building and the Prime Minister's residence and other activities	0	150,000	150,000	250,000	250,000		250,000	
003	Completing Works and Mechanics Directorate Building	0	150,000	150,000	100,000	100,000		100,000	
005	Completing the Establishment of Rest areas on Al Azraq Road	0	100,000	100,000	50,000	0		0	
006	Sustaining and Updating Borders centers	0	10,080,000	10,080,000	8,500,000	12,500,000		14,500,000	
008	Urban Villages Project	0	2,000,000	2,000,000	2,000,000	2,000,000		2,000,000	
009	Housing for poor families	0	750,000	750,000	750,000	750,000		750,000	
Program / Treasury		0	14,030,000	14,030,000	11,850,000	15,800,000		17,800,000	
Total Program		0	23,180,000	23,180,000	20,850,000	25,094,440		27,180,000	

Chapter :2101 Ministry of Public Works and Housing

Vision : Safe roads with economic and developmental returns and an advanced and competitive constructions sector as well as excellency and pioneering in the government building.

Mission : Connecting villages and cities, housing and economic complexes and neighbouring countries with a network of distinguished roads with high level of quality and preserving their sustainability and expanding the implementation of circle roads around the main cities and developing construction sector using and applying the best modern techniques and practices in line with the international developments as well as finding pioneer government buildings which are supportive for the national and developmental goals which ensure the safety and souls of employees and clients through the adoption and implementation of the best global practices in this field.

Legal Framework : Ministry of Public Works and Housing Organization and Administration Regulation No. (55) for the year 1996, amended.

Strategic Objectives / Performance Indicators

Strategic Objectives Description	Performance Measurement Indicators		Base Value		Actual Value	Target Value	Initial Internal Evaluation	Target		
			Base Year	Value						
			2012	2013	2013	2014	2015	2016		
1 - Institutional performance enhancement.	1	Satisfaction degree of the Ministry's clients.	2009	%55	%55	%59	%59	%60	%61	%62
	2	Average of satisfaction degree of the Ministry's partners as per a questionnaire	2010	%75	-	%79	%79	%81	%85	%87
2 - Maintain the main, secondary and rural roads with economic and developmental revenues in all over the Kingdom.	1	Number of road accidents caused by road errors.	2009	%9.5	%9.5	%4	%4	%3	%2	%1.5
3 - Establish interegrated and safe roads network to contribute to achieving development and providing pioneer government buildings with distinguished identity.	1	The lengths of acccomplished roads (km).	2006	7694	-	8100	8100	8150	8170	9000
	2	Increase of the establishment of roads and intersections in all over the Kingdom for each governorate	2006	-	-	4	4	4	4	5

Programs / Performance Indicators

Goal	Programs		Descreption of Performance Indicators		Base Value		Actual Value	Target Value	Initial Internal	Target		
					Base Year	Value						
							2012	2013	2013	2014	2015	2016
1	3701	Administration and Support Services	1	Increase in the percentage of employees holding diploma or higher degrees.	2009	%22	%22	%26	%26	%27	%28	%30
			2	Minimizing the annual average of brain drain.	2009	%9.5	%9.5	%7.5	% 7.5	%7	%6.5	%6
			3	Improving the level of programs.	2010	%75	-	%79	% 79	%81	%85	%86
2	3705	Roads Maintenance	1	The increase in the lengths of maintained roads,annually (Km).	2009	500	500	900	900	1000	1100	1200
			2	Minimizing the percentage of roads not matching the new technical standards adopted in 2012.	2011	-	-	-		%10	%9	%8
3	3710	Establishing Roads	1	The increase in the lengths of established rural road (Km).	2006	2435	-	2510	2510	2520	2530	2550
			2	Increase in the lengths of established main roads (km)	2006	3187	-	3320	3320	3330	3340	3390
			3	Increase in the lengths of established secondary roads (Km)	2006	2112	-	2222	2222	2235	2240	2260
	3905	Buildings	1	Percentage of owned government buildings to total used buildings	2007	%50	%52	%63	%63	%64	%65	%66

Programs Appropriations

Goal	Programs			Actual	Estimated	Re-stemated	Estimated	Indecative	Indecative
				2012	2013	2013	2014	2015	2016
1	3701	Administration and Support Services	Current	20587594	20265000	20265000	23785000	25425000	25965000
			Capital	3041322	3170000	3170000	3070000	3000000	3000000
			Total	23628916	23435000	23435000	26855000	28425000	28965000
2	3705	Roads Maintenance	Current	0	0	0	0	0	0
			Capital	13157070	35275000	33598000	22975000	12622000	8275000
			Total	13157070	35275000	33598000	22975000	12622000	8275000
3	3710	Establishing Roads	Current	4672528	5363000	5363000	6363000	6669560	6954000
			Capital	52157471	110775000	99569000	94998000	105635000	103000000
			Total	56829999	116138000	104932000	101361000	112304560	109954000
	3905	Buildings	Current	0	9150000	9150000	9000000	9294440	9380000
			Capital	0	14030000	14030000	11850000	15800000	17800000
			Total	0	23180000	23180000	20850000	25094440	27180000
			Total of Current	25260122	34778000	34778000	39148000	41389000	42299000
			Total of Capital	68355863	163250000	150367000	132893000	137057000	132075000

Current Activities Appropriations

Prog.	Activities		Actual	Estimated	Re-stemated	Estimated	Indecative	Indecative
			2012	2013	2013	2014	2015	2016
3701	601	Administrative and Support Services	20587594	20265000	20265000	23785000	25425000	25965000
		Total of Program	20587594	20265000	20265000	23785000	25425000	25965000
3710	601	Setting plans, studies and designs for roads construction	4672528	5363000	5363000	6363000	6669560	6954000
		Total of Program	4672528	5363000	5363000	6363000	6669560	6954000
3905	601	Administrative and Support Services	0	9150000	9150000	9000000	9294440	9380000
		Total of Program	0	9150000	9150000	9000000	9294440	9380000
		Total	25260122	34778000	34778000	39148000	41389000	42299000

Capital Projects Appropriations

Prog.	Projects		Actual	Estimated	Re-stemated	Estimated	Indecative	Indecative
			2012	2013	2013	2014	2015	2016
3701	001	Administration Project	2543312	2600000	2600000	2500000	2500000	2500000
	002	Supporting the projects of National Construction Council	498010	500000	500000	500000	500000	500000
	004	Establish information system for all government buildings	0	20000	20000	20000	0	0
	005	Application of government buildings administration and maintenance system	0	50000	50000	50000	0	0
		Total of Program	3041322	3170000	3170000	3070000	3000000	3000000
3705	001	Roads Maintenance Program Administration Project	1646034	2000000	2000000	2000000	2000000	2000000
	002	Maintenance of Main and through-traffic roads and bridges - In Northern District	2091065	3750000	3700000	3650000	2149000	2200000
	003	Maintenance of Main and through-traffic roads and bridges - In Central District	2187335	4000000	3690000	4500000	2110000	0
	004	Maintenance of Main and through-traffic roads and bridges - In Southern District	2698801	3500000	3113000	4800000	1888000	1300000
	005	Secondary and urban roads maintenance project	2249990	11000000	10535000	4000000	2200000	2750000
	006	Agricultural Roads Maintenance Project	2248063	11000000	10535000	4000000	2250000	0
	007	Estabishing ideal maintenance stations	35782	25000	25000	25000	25000	25000
		Total of Program	13157070	35275000	33598000	22975000	12622000	8275000

Capital Projects Appropriations

Prog.	Projects		Actual	Estimated	Re-stemated	Estimated	Indecative	Indecative
			2012	2013	2013	2014	2015	2016
3710	001	Establishing Roads Program Administration Project	4968030	4318000	4318000	5400000	2900000	2900000
	002	Public Safety on Roads	1607093	7450000	5690000	3320000	3820000	3000000
	003	Establishing and Enhancing the Provincial and Secondary Roads	1796249	3000000	2535000	3215000	4000000	5000000
	004	Agricultural Roads	2249306	3350000	2831000	3500000	3700000	5000000
	005	Completing Altafila/Alhasa Road	199773	0	0	0	0	0
	006	Establishing and Enhancing the Outlet Roads	690377	3000000	2690000	2300000	3000000	3500000
	009	Alhashemeh-Bala'ma Road-Alzneh Area is Included in the Expansion Area	3600000	6000000	5690000	1800000	0	0
	012	Establishing Alhssain Bin Talal University and Ma'an Detour	236965	0	0	0	0	0
	014	Completing Alkarak/Alqetraneh Road Including Alkarak Entry	2229311	1500000	1345000	660000	0	0
	015	Completing Alsalt Belt Line Road/First Part	0	4000000	2535000	5475000	5000000	5000000
	023	Enhancing Intersection on Amman Zarqa Highway	0	300000	300000	1000000	0	0
	026	Executing Zarqa-Berain Road	0	2000000	1845000	2650000	2000000	0
	030	Executing South and North Shouneh (Kremeh Area)	1600000	2000000	1845000	0	0	0
	032	Enhancing and Executing Um Alnaj Triangle	1347247	1500000	1500000	0	0	0
	035	Completing Queen Alia International Airport/Second Stage	9467061	16000000	14042000	7000000	4000000	0
	037	Kathraba-Ghour Road	0	1000000	845000	1000000	1300000	0
	038	Lighting the Major Through Traffic Roads	1999976	4500000	4035000	4000000	4600000	3000000
	040	Irbid Belt Line Road	8799810	12000000	11315000	6500000	0	2700000
	042	Almujeb Bridge Protections	443521	0	0	500000	0	0
	044	Connected Road for Zarqa New Hospital	439742	3000000	2535000	2000000	1000000	1000000
	045	Altafeleh Belt Line Road	1349999	3000000	2725000	1000000	0	0
	046	Executing a Bridge on Alfehah-Zarqa	0	0	0	1000000	1000000	3000000
	047	Al-Mafraq-Irbid Road	2058471	3000000	2690000	800000	1500000	0
	048	Madaba Circle Road	0	0	0	500000	1500000	1500000
	050	Aljeezeh-Aldhabeh Road	0	0	0	0	500000	500000
	052	Sarfa-Ghour Road	0	0	0	0	2500000	2500000
	053	Salat - Ghour Road	0	0	0	1000000	500000	500000
	054	Requifying Sahrawi Road-Amman -Ras annkup	0	1000000	845000	1500000	2150000	0
	055	Requifying Bridges and Water resources	481339	1575000	1563000	2250000	2250000	1550000
	056	Establishing El-Karama - 'Era Road	0	500000	423000	580000	0	0
	057	Establishing Madaba - Jalool Airport Road	704480	3250000	3134000	865000	0	0
	058	Requifying safety Road for Amman - Jerash	349995	500000	423000	1000000	1080000	0
	062	Implementing Shoumar Bridge	0	1300000	1300000	2180000	3000000	3500000
	063	Improving the Royal Road	499994	2000000	1845000	1155000	2000000	1500000
	064	Road to Al-Durrah border center	2589984	9000000	8380000	4370000	0	0
	067	Alternative road/Ajloun-Capital	0	50000	50000	1000000	2830000	1000000
	068	Supporting Greater Amman Municipality projects	0	0	0	2700000	2700000	2700000
	074	Al-Azraq road - Saudi borders	0	0	0	0	2000000	15000000
	075	Al--Korah - Irbid	0	1500000	1268000	2223000	3500000	0
	077	Dheban -Umm Al-Rasass road	99817	0	0	200000	200000	200000
	078	Traffic intersections in Wasat, North and South	999973	3182000	3182000	2000000	2000000	2000000
	079	Expanding thaneh-Amqa intersection	1348958	2500000	2500000	1000000	0	0
	080	Expand and complete Fheis / Bakalorya road	0	1000000	845000	1000000	1155000	0
	081	Establish Wadi Al shajarah tunnel and bridge /Sult	0	2000000	2000000	6000000	0	0
	082	Implement the 2nd phase of Ein Janah/ Souf road	0	500000	500000	1000000	500000	0
	083	Re-establish Northern Shouneh road/ Al-Manshyah/ Waqass.	0	0	0	4155000	2000000	2000000

Capital Projects Appropriations

Prog.	Projects		Actual	Estimated	Re-stemated	Estimated	Indecative	Indecative
			2012	2013	2013	2014	2015	2016
	086	Al-Hezan Al-da'eri road/ Capital	0	0	0	700000	1000000	1000000
	089	Expand Wadi Araba road to become with the level of secondary roads	0	0	0	500000	2000000	2000000
	090	Southren Shounah road / Al-kafrain intersection/ air freight	0	0	0	500000	500000	500000
	093	Expand and maintain Al-Mesfah road/ Zarqa.	0	0	0	500000	1500000	1500000
	098	Iraq Al-Ameer/ Al-Kafrain road.	0	0	0	300000	2000000	2000000
	100	Namlah / Wadi Araba road with the level of a rural road	0	0	0	250000	1500000	1500000
	101	Improve Tafila/ Amman road	0	0	0	500000	1500000	1500000
	102	Al-Sero / Aein Al-Bashah road	0	0	0	0	1500000	1500000
	103	Re-qualify Naour road / Ghour Al-Hadytha	0	0	0	0	2000000	2000000
	104	Sawam/ Jwaydeh road	0	0	0	0	1500000	1500000
	105	Kharazeh/ Ghours road	0	0	0	0	2500000	2500000
	106	Shoubak/Ghour road with a rural level	0	0	0	0	2500000	2500000
	107	Amman Zarqa road/ alternative	0	0	0	0	1500000	1500000
	108	Kafer Asad / Umm Qais road	0	0	0	0	1500000	1500000
	109	Ghabawi /Azraq road.	0	0	0	0	1500000	1500000
	110	Rhab Jarash intensection road.	0	0	0	0	2000000	2000000
	111	Adhruh /Al-Manshyah road with a length of 18 km	0	0	0	0	2000000	2000000
	112	Improve Yajouz road.	0	0	0	0	1500000	1500000
	113	Dhafar Mosque intersection road Amman /Irbid	0	0	0	0	2000000	2000000
	115	Expand and maintain Rhab / Mafrq road	0	0	0	700000	700000	700000
	116	Ram/Desa /Mdawarah road.	0	0	0	750000	750000	750000
		Total of Program	52157471	110775000	99569000	94998000	105635000	103000000
3905	001	Buildings Program Administration Project	0	800000	800000	200000	200000	200000
	002	Fittings for the Prime Ministry building and the Prime Minister's residence and other activities	0	150000	150000	250000	250000	250000
	003	Completing Works and Mechanics Directorate Building	0	150000	150000	100000	100000	100000
	005	Completing the Establishment of Rest areas on Al Azraq Road	0	100000	100000	50000	0	0
	006	Sustaining and Updating Borders centers	0	10080000	10080000	8500000	12500000	14500000
	008	Urban Villages Project	0	2000000	2000000	2000000	2000000	2000000
	009	Housing for poor families	0	750000	750000	750000	750000	750000
		Total of Program	0	14030000	14030000	11850000	15800000	17800000
		Total	68355863	163250000	150367000	132893000	137057000	132075000

Overall Summary of Current Expenditures for the years 2012 - 2016

Chapter: 2101 Ministry of Public Works and Housing

(In JDs)

Group	Item	Description	Actual 2012	Estimated 2013	Re-stimated 2013	Estimated 2014	Indicative 2015	Indicative 2016
21		Compensations of Employees						
2111		Salaries, Wages and allowances						
	101	Classified Employees	540576	1272000	1272000	1270000	1270000	1270000
	102	Permanent Unclassified Employees	9405108	11305500	11305500	11600000	12700000	13100000
	103	Contract Employees	76771	73000	73000	75000	75000	75000
	105	Personal Cost of Living Allowance	6628357	8645500	8645500	9780000	9900000	10030000
	106	Family Allowance	951433	1126000	1126000	1500000	1715000	1845000
	110	Overtime Allowance	399240	515000	515000	660000	670000	670000
	111	Additional Allowance	3778627	6449000	6449000	7710000	7810000	7990000
	112	Other Allowances	0	1000	1000	0	0	0
	113	Transportation Allowance	159789	398000	398000	392500	392500	395500
	114	Transport Allowance	199982	353000	353000	550000	550000	550000
	115	Field Visit Allowance	99886	185000	185000	208000	208000	208000
	116	Employees' bonuses	199990	530000	530000	1000000	1000000	1000000
Total			22439759	30853000	30853000	34745500	36290500	37133500
2121		Social Security Contributions						
	301	Social Security	1937325	2435000	2435000	2431000	2545560	2612560
Total			1937325	2435000	2435000	2431000	2545560	2612560
22		Use of Goods and Services						
2211		Use of Goods and Services						
	201	Rents	59983	247000	247000	252000	260000	260000
	202	Telecommunications Services	44947	95000	95000	95000	100000	100000
	203	Water	12201	37000	37000	37000	65000	65000
	204	Electricity	161523	160000	160000	187000	195000	195000
	205	Fuels	71418	282000	282000	285000	377500	377500
	206	Maintenance of Machines, furniture and acce	23644	71000	71000	71000	88000	88000
	207	Maintenance of Vehicles, Heavy Duty Machin	22337	35000	35000	35000	47000	47000
	208	Repair and maintenance of buildings and ac	4964	27000	27000	27000	45000	45000
	209	Office Supplies	44985	62500	62500	65000	70000	80000
	210	Raw materials (Medicines, Clothes, Food, F	4997	17000	17000	17000	25000	25000
	211	Cleaning Services and supplies (including	87976	110000	110000	130000	230000	230000
	212	Insurance	249794	210000	210000	665000	730000	720000
	213	Official Travel Missions	4974	11000	11000	20000	32000	32000
	214	Other goods and services expenses	9735	25500	25500	25500	38440	38440
Total			803478	1390000	1390000	1911500	2302940	2302940
28		Other expenditures						
2821		Other current expenses						
	303	Scientific Scholarships and Training Course	19750	55000	55000	35000	220000	220000
	305	Non-Employees' Bonuses	59810	45000	45000	25000	30000	30000
Total			79560	100000	100000	60000	250000	250000
Total of Chapter			25260122	34778000	34778000	39148000	41389000	42299000

Current Expenditures According to Program and Activities For The Years 2012 - 2016

Chapter : 2101 - Ministry of Public Works and Housing

(In JDs)

Program : 3701 - Administration and Support Services								
Activity : 601 - Administrative and Support Services								
Group	Item	Description	Actual 2012	Estimated 2013	Re-estimated 2013	Estimated 2014	Indicative 2015	Indicative 2016
21		Compensations of Employees						
2111		Salaries, Wages and allowances						
	101	Classified Employees	466105	402000	402000	400000	400000	400000
	102	Permanent Unclassified Employees	7816145	7755500	7755500	8000000	9000000	9300000
	103	Contract Employees	76771	73000	73000	75000	75000	75000
	105	Personal Cost of Living Allowance	5512398	5040500	5040500	6030000	6050000	6080000
	106	Family Allowance	788429	676000	676000	1000000	1200000	1300000
	110	Overtime Allowance	269873	225000	225000	300000	310000	310000
	111	Additional Allowance	3188742	3734000	3734000	4750000	4800000	4900000
	112	Other Allowances	0	1000	1000	0	0	0
	113	Transportation Allowance	99985	78000	78000	132500	132500	132500
	114	Transport Allowance	99996	103000	103000	200000	200000	200000
	115	Field Visit Allowance	49973	52000	52000	75000	75000	75000
	116	Employees' bonuses	199990	280000	280000	750000	750000	750000
Total			18568407	18420000	18420000	21712500	22992500	23522500
2121		Social Security Contributions						
	301	Social Security	1337326	1264000	1264000	1264000	1280000	1300000
Total			1337326	1264000	1264000	1264000	1280000	1300000
22		Use of Goods and Services						
2211		Use of Goods and Services						
	201	Rents	59983	60000	60000	65000	70000	70000
	202	Telecommunications Services	19974	15000	15000	15000	10000	10000
	203	Water	6997	25000	25000	25000	40000	40000
	204	Electricity	115747	88000	88000	90000	90000	90000
	205	Fuels	46840	57000	57000	60000	87500	87500
	206	Maintenance of Machines, furniture and acc	18984	16000	16000	16000	18000	18000
	207	Maintenance of Vehicles, Heavy Duty Machi	18017	15000	15000	15000	17000	17000
	208	Repair and maintenance of buildings and a	2999	5000	5000	5000	10000	10000
	209	Office Supplies	39997	17500	17500	15000	20000	20000
	210	Raw materials (Medicines, Clothes, Food,	2998	5000	5000	5000	5000	5000
	211	Cleaning Services and supplies (including	63000	60000	60000	50000	130000	130000
	212	Insurance	194794	150000	150000	400000	410000	400000
	213	Official Travel Missions	3988	4000	4000	4000	10000	10000
	214	Other goods and services expenses	7983	8500	8500	8500	10000	10000
Total			602301	526000	526000	773500	927500	917500
28		Other expenditures						
2821		Other current expenses						
	303	Scientific Scholarships and Training Cours	19750	15000	15000	15000	200000	200000
	305	Non-Employees' Bonuses	59810	40000	40000	20000	25000	25000
Total			79560	55000	55000	35000	225000	225000
Total of Activity			20587594	20265000	20265000	23785000	25425000	25965000
Total of Program			20587594	20265000	20265000	23785000	25425000	25965000

Current Expenditures According to Program and Activities For The Years 2012 - 2016

Chapter : 2101 - Ministry of Public Works and Housing

(In JDs)

Program : 3710 - Establishing Roads								
Activity : 601 - Setting plans, studies and designs for roads construction								
Group	Item	Description	Actual 2012	Estimated 2013	Re-estimated 2013	Estimated 2014	Indicative 2015	Indicative 2016
21		Compensations of Employees						
2111		Salaries, Wages and allowances						
	101	Classified Employees	74471	120000	120000	120000	120000	120000
	102	Permanent Unclassified Employees	1588963	1600000	1600000	1650000	1700000	1800000
	105	Personal Cost of Living Allowance	1115959	1605000	1605000	1750000	1800000	1900000
	106	Family Allowance	163004	300000	300000	350000	360000	390000
	110	Overtime Allowance	129367	130000	130000	200000	200000	200000
	111	Additional Allowance	589885	505000	505000	750000	760000	790000
	113	Transportation Allowance	59804	60000	60000	100000	100000	100000
	114	Transport Allowance	99986	100000	100000	200000	200000	200000
	115	Field Visit Allowance	49913	50000	50000	50000	50000	50000
Total			3871352	4470000	4470000	5170000	5290000	5550000
2121		Social Security Contributions						
	301	Social Security	599999	704000	704000	700000	765560	790000
Total			599999	704000	704000	700000	765560	790000
22		Use of Goods and Services						
2211		Use of Goods and Services						
	202	Telecommunications Services	24973	20000	20000	50000	50000	50000
	203	Water	5204	7000	7000	7000	15000	15000
	204	Electricity	45776	50000	50000	75000	80000	80000
	205	Fuels	24578	25000	25000	25000	40000	40000
	206	Maintenance of Machines, furniture and acc	4660	5000	5000	5000	10000	10000
	207	Maintenance of Vehicles, Heavy Duty Machi	4320	5000	5000	5000	10000	10000
	208	Repair and maintenance of buildings and a	1965	2000	2000	2000	5000	5000
	209	Office Supplies	4988	5000	5000	10000	20000	20000
	210	Raw materials (Medicines, Clothes, Food,	1999	2000	2000	2000	5000	5000
	211	Cleaning Services and supplies (including	24976	20000	20000	50000	60000	60000
	212	Insurance	55000	45000	45000	250000	300000	300000
	213	Official Travel Missions	986	1000	1000	10000	14000	14000
	214	Other goods and services expenses	1752	2000	2000	2000	5000	5000
Total			201177	189000	189000	493000	614000	614000
Total of Activity			4672528	5363000	5363000	6363000	6669560	6954000
Total of Program			4672528	5363000	5363000	6363000	6669560	6954000

Current Expenditures According to Program and Activities For The Years 2012 - 2016

Chapter : 2101 - Ministry of Public Works and Housing

(In JDs)

Program : 3905 - Buildings								
Activity : 601 - Administrative and Support Services								
Group	Item	Description	Actual 2012	Estimated 2013	Re-estimated 2013	Estimated 2014	Indicative 2015	Indicative 2016
21		Compensations of Employees						
2111		Salaries, Wages and allowances						
	101	Classified Employees	0	750000	750000	750000	750000	750000
	102	Permanent Unclassified Employees	0	1950000	1950000	1950000	2000000	2000000
	105	Personal Cost of Living Allowance	0	2000000	2000000	2000000	2050000	2050000
	106	Family Allowance	0	150000	150000	150000	155000	155000
	110	Overtime Allowance	0	160000	160000	160000	160000	160000
	111	Additional Allowance	0	2210000	2210000	2210000	2250000	2300000
	113	Transportation Allowance	0	260000	260000	160000	160000	163000
	114	Transport Allowance	0	150000	150000	150000	150000	150000
	115	Field Visit Allowance	0	83000	83000	83000	83000	83000
	116	Employees' bonuses	0	250000	250000	250000	250000	250000
Total			0	7963000	7963000	7863000	8008000	8061000
2121		Social Security Contributions						
	301	Social Security	0	467000	467000	467000	500000	522560
Total			0	467000	467000	467000	500000	522560
22		Use of Goods and Services						
2211		Use of Goods and Services						
	201	Rents	0	187000	187000	187000	190000	190000
	202	Telecommunications Services	0	60000	60000	30000	40000	40000
	203	Water	0	5000	5000	5000	10000	10000
	204	Electricity	0	22000	22000	22000	25000	25000
	205	Fuels	0	200000	200000	200000	250000	250000
	206	Maintenance of Machines, furniture and acco	0	50000	50000	50000	60000	60000
	207	Maintenance of Vehicles, Heavy Duty Machi	0	15000	15000	15000	20000	20000
	208	Repair and maintenance of buildings and a	0	20000	20000	20000	30000	30000
	209	Office Supplies	0	40000	40000	40000	30000	40000
	210	Raw materials (Medicines, Clothes, Food, o	0	10000	10000	10000	15000	15000
	211	Cleaning Services and supplies (including	0	30000	30000	30000	40000	40000
	212	Insurance	0	15000	15000	15000	20000	20000
	213	Official Travel Missions	0	6000	6000	6000	8000	8000
	214	Other goods and services expenses	0	15000	15000	15000	23440	23440
Total			0	675000	675000	645000	761440	771440
28		Other expenditures						
2821		Other current expenses						
	303	Scientific Scholarships and Training Cours	0	40000	40000	20000	20000	20000
	305	Non-Employees' Bonuses	0	5000	5000	5000	5000	5000
Total			0	45000	45000	25000	25000	25000
Total of Activity			0	9150000	9150000	9000000	9294440	9380000
Total of Program			0	9150000	9150000	9000000	9294440	9380000
Total of Chapter			25260122	34778000	34778000	39148000	41389000	42299000

Overall Summary of Capital Expenditures For The Years 2012 - 2016

Chapter : 2101 Ministry of Public Works and Housing

(In JDs)

Group	Item	Description	Actual 2012	Estimated 2013	Re-Estimated 2013	Estimated 2014	Indicative 2015	Indicative 2016
		Expenditures						
21		Compensations of Employees						
2111		Salaries, Wages and allowances						
	501	Salaries	402003	450000	450000	520000	520000	520000
	502	Wages	3007651	2950000	2950000	1300000	850000	850000
Total			3409654	3400000	3400000	1820000	1370000	1370000
2121		Social Security Contributions						
	517	Social Security	224999	710000	710000	160000	160000	160000
Total			224999	710000	710000	160000	160000	160000
22		Use of Goods and Services						
2211		Use of Goods and Services						
	510	Buildings and facilities repair and maintenanc	11511036	33275000	31598000	20975000	10622000	6275000
	512	Operating and maintenance Expenses	2832093	3048000	3048000	3745000	3745000	3745000
Total			14343129	36323000	34646000	24720000	14367000	10020000
26		Subsidy/Grants						
2632		Subsidy to other public gov. units/capital						
	509	Subsidy to other public gov. units/capital	498010	500000	500000	3200000	3200000	3200000
Total			498010	500000	500000	3200000	3200000	3200000
28		Other expenditures						
2822		Other Capital expenditures						
	504	Studies, Researches and Consultations	802769	800000	800000	825000	625000	625000
Total			802769	800000	800000	825000	625000	625000
		Fixed Assets						
31		Non-financial Assets						
3111		Buildings and Constructions						
	508	Works and Constructions	47960187	120237000	109031000	99198000	116135000	115500000
Total			47960187	120237000	109031000	99198000	116135000	115500000
3112		Machinery and Equipment						
	505	Equipments, Machines and Apparatus	352369	670000	670000	895000	375000	375000
	506	Vehicles and Heavy Duty Machines	204805	110000	110000	1000000	0	0
Total			557174	780000	780000	1895000	375000	375000
3122		Inventories						
	503	Materials and supplies	559941	500000	500000	785000	535000	535000
Total			559941	500000	500000	785000	535000	535000
3141		Lands						
	507	Lands	0	0	0	290000	290000	290000
Total			0	0	0	290000	290000	290000
Total of Chapter			68355863	163250000	150367000	132893000	137057000	132075000

Capital Expenditures According to Program and Projects For the years 2012 - 2016

Chapter : 2101 Ministry of Public Works and Housing

(In JDs)

Program 3701 Administration and Support Services								
Project		001 Administration Project						
Fund Source		102001	Capital (Treasury)					
Group	item	Description	Actual 2012	Estimated 2013	Re-Estimated 2013	Estimated 2014	Indicative 2015	Indicative 2016
21		Compensations of Employees						
2111		Salaries, Wages and allowances						
	501	Salaries						
	001	Salaries	184044	100000	100000	110000	110000	110000
	002	Field allowance	174972	200000	200000	210000	210000	210000
	003	Travel allowance	42987	150000	150000	200000	200000	200000
		Total of Item	402003	450000	450000	520000	520000	520000
	502	Wages						
	001	Wages	249996	250000	250000	0	0	0
		Total of Item	249996	250000	250000	0	0	0
2121		Social Security Contributions						
	517	Social Security						
	001	Social Security	50000	0	0	100000	100000	100000
		Total of Item	50000	0	0	100000	100000	100000
22		Use of Goods and Services						
2211		Use of Goods and Services						
	512	Operating and maintenance Expenses						
	003	Water	16300	0	0	20000	20000	20000
	004	Electricity	49999	0	0	50000	50000	50000
	005	Fuels	649988	300000	300000	500000	500000	500000
	008	Training expenses	499997	700000	700000	500000	500000	500000
		Total of Item	1216284	1000000	1000000	1070000	1070000	1070000
28		Other expenditures						
2822		Other Capital expenditures						
	504	Studies, Researches and Consultations						
	999	n.e.c	505040	500000	500000	500000	500000	500000
		Total of Item	505040	500000	500000	500000	500000	500000
31		Non-financial Assets						
3112		Machinery and Equipment						
	505	Equipments, Machines and Apparatus						
	001	Computers and accessories	59991	200000	200000	100000	100000	100000
		Total of Item	59991	200000	200000	100000	100000	100000
3122		Inventories						
	503	Materials and supplies						
	001	Computer Supplies and accessories	59998	200000	200000	210000	210000	210000
		Total of Item	59998	200000	200000	210000	210000	210000
		Total of Project / Treasury	2543312	2600000	2600000	2500000	2500000	2500000
Project		002 Supporting the projects of National Construction Council						
Fund Source		102001	Capital (Treasury)					
Group	item	Description	Actual 2012	Estimated 2013	Re-Estimated 2013	Estimated 2014	Indicative 2015	Indicative 2016
26		Subsidy/Grants						
2632		Subsidy to other public gov. units/capital						
	509	Subsidy to other public gov. units/capital						
	067	National Construction Council	498010	500000	500000	500000	500000	500000
		Total of Item	498010	500000	500000	500000	500000	500000
		Total of Project / Treasury	498010	500000	500000	500000	500000	500000

Capital Expenditures According to Program and Projects For the years 2012 - 2016

Chapter : 2101 Ministry of Public Works and Housing

(In JDs)

Program 3701 Administration and Support Services								
Project		004 Establish information system for all government buildings						
Fund Source		102001	Capital (Treasury)					
Group	item	Description	Actual 2012	Estimated 2013	Re-Estimated 2013	Estimated 2014	Indicative 2015	Indicative 2016
31		Non-financial Assets						
3112		Machinery and Equipment						
	505	Equipments, Machines and Apparatus						
	001	Computers and accessories	0	20000	20000	20000	0	0
		Total of Item	0	20000	20000	20000	0	0
		Total of Project / Treasury	0	20000	20000	20000	0	0
Project		005 Application of government buildings administration and maintenance system						
Fund Source		102001	Capital (Treasury)					
Group	item	Description	Actual 2012	Estimated 2013	Re-Estimated 2013	Estimated 2014	Indicative 2015	Indicative 2016
31		Non-financial Assets						
3111		Buildings and Constructions						
	508	Works and Constructions						
	001	Establishing Main Roads	0	50000	50000	50000	0	0
		Total of Item	0	50000	50000	50000	0	0
		Total of Project / Treasury	0	50000	50000	50000	0	0
Total of Program			3041322	3170000	3170000	3070000	3000000	3000000

Capital Expenditures According to Program and Projects For the years 2012 - 2016

Chapter : 2101 Ministry of Public Works and Housing

(In JDs)

Program 3705 Roads Maintenance								
Project		001 Roads Maintenance Program Administration Project						
Fund Source		102001	Capital (Treasury)					
Group	item	Description	Actual 2012	Estimated 2013	Re-Estimated 2013	Estimated 2014	Indicative 2015	Indicative 2016
21		Compensations of Employees						
2111		Salaries, Wages and allowances						
	502	Wages						
	001	Wages	249923	200000	200000	50000	50000	50000
	002	Field Visit Allowance	249163	150000	150000	200000	200000	200000
	003	Travel Allowance	71964	50000	50000	100000	100000	100000
		Total of Item	571050	400000	400000	350000	350000	350000
2121		Social Security Contributions						
	517	Social Security						
	001	Social Security	75000	60000	60000	60000	60000	60000
		Total of Item	75000	60000	60000	60000	60000	60000
22		Use of Goods and Services						
2211		Use of Goods and Services						
	512	Operating and maintenance Expenses						
	003	Water	14331	40000	40000	40000	40000	40000
	004	Electricity	125000	150000	150000	200000	200000	200000
	005	Fuels	695627	1200000	1200000	1200000	1200000	1200000
		Total of Item	834958	1390000	1390000	1440000	1440000	1440000
31		Non-financial Assets						
3112		Machinery and Equipment						
	505	Equipments, Machines and Apparatus						
	999	n.e.c	165026	150000	150000	150000	150000	150000
		Total of Item	165026	150000	150000	150000	150000	150000
		Total of Project / Treasury	1646034	2000000	2000000	2000000	2000000	2000000
Project		002 Maintenance of Main and through-traffic roads and bridges - In Northern District						
Fund Source		102001	Capital (Treasury)					
Group	item	Description	Actual 2012	Estimated 2013	Re-Estimated 2013	Estimated 2014	Indicative 2015	Indicative 2016
22		Use of Goods and Services						
2211		Use of Goods and Services						
	510	Buildings and facilities repair and maintenance						
	001	Main roads maintenance	2091065	3750000	3700000	3650000	2149000	2200000
		Total of Item	2091065	3750000	3700000	3650000	2149000	2200000
		Total of Project / Treasury	2091065	3750000	3700000	3650000	2149000	2200000
Project		003 Maintenance of Main and through-traffic roads and bridges - In Central District						
Fund Source		102001	Capital (Treasury)					
Group	item	Description	Actual 2012	Estimated 2013	Re-Estimated 2013	Estimated 2014	Indicative 2015	Indicative 2016
22		Use of Goods and Services						
2211		Use of Goods and Services						
	510	Buildings and facilities repair and maintenance						
	001	Main roads maintenance	2187335	4000000	3690000	4500000	2110000	0
		Total of Item	2187335	4000000	3690000	4500000	2110000	0
		Total of Project / Treasury	2187335	4000000	3690000	4500000	2110000	0

Capital Expenditures According to Program and Projects For the years 2012 - 2016

Chapter : 2101 Ministry of Public Works and Housing

(In JDs)

Program 3705 Roads Maintenance								
Project		004 Maintenance of Main and through-traffic roads and bridges - In Southern District						
Fund Source		102001	Capital (Treasury)					
Group	item	Description	Actual 2012	Estimated 2013	Re-Estimated 2013	Estimated 2014	Indicative 2015	Indicative 2016
22		Use of Goods and Services						
2211		Use of Goods and Services						
	510	Buildings and facilities repair and maintenance						
	001	Main roads maintenance	2698801	3500000	3113000	4800000	1888000	1300000
		Total of Item	2698801	3500000	3113000	4800000	1888000	1300000
		Total of Project / Treasury	2698801	3500000	3113000	4800000	1888000	1300000
Project		005 Secondary and urban roads maintenance project						
Fund Source		102001	Capital (Treasury)					
Group	item	Description	Actual 2012	Estimated 2013	Re-Estimated 2013	Estimated 2014	Indicative 2015	Indicative 2016
22		Use of Goods and Services						
2211		Use of Goods and Services						
	510	Buildings and facilities repair and maintenance						
	002	Rural roads maintenance	2249990	11000000	10535000	4000000	2200000	2750000
		Total of Item	2249990	11000000	10535000	4000000	2200000	2750000
		Total of Project / Treasury	2249990	11000000	10535000	4000000	2200000	2750000
Project		006 Agricultural Roads Maintenance Project						
Fund Source		102001	Capital (Treasury)					
Group	item	Description	Actual 2012	Estimated 2013	Re-Estimated 2013	Estimated 2014	Indicative 2015	Indicative 2016
22		Use of Goods and Services						
2211		Use of Goods and Services						
	510	Buildings and facilities repair and maintenance						
	003	Agricultural roads maintenance	2248063	11000000	10535000	4000000	2250000	0
		Total of Item	2248063	11000000	10535000	4000000	2250000	0
		Total of Project / Treasury	2248063	11000000	10535000	4000000	2250000	0
Project		007 Establishing ideal maintenance stations						
Fund Source		102001	Capital (Treasury)					
Group	item	Description	Actual 2012	Estimated 2013	Re-Estimated 2013	Estimated 2014	Indicative 2015	Indicative 2016
22		Use of Goods and Services						
2211		Use of Goods and Services						
	510	Buildings and facilities repair and maintenance						
	999	n.e.c	35782	25000	25000	25000	25000	25000
		Total of Item	35782	25000	25000	25000	25000	25000
		Total of Project / Treasury	35782	25000	25000	25000	25000	25000
Total of Program			13157070	35275000	33598000	22975000	12622000	8275000

Capital Expenditures According to Program and Projects For the years 2012 - 2016

Chapter : 2101 Ministry of Public Works and Housing

(In JDs)

Program 3710 Establishing Roads								
Project		001 Establishing Roads Program Administration Project						
Fund Source		102001	Capital (Treasury)					
Group	item	Description	Actual 2012	Estimated 2013	Re-Estimated 2013	Estimated 2014	Indicative 2015	Indicative 2016
21		Compensations of Employees						
2111		Salaries, Wages and allowances						
	502	Wages						
	001	Wages	1787241	1100000	1100000	0	0	0
	002	Field Visit Allowance	299990	300000	300000	700000	300000	300000
	003	Travel Allowance	99374	100000	100000	150000	100000	100000
		Total of Item	2186605	1500000	1500000	850000	400000	400000
2121		Social Security Contributions						
	517	Social Security						
	001	Social Security	99999	650000	650000	0	0	0
		Total of Item	99999	650000	650000	0	0	0
22		Use of Goods and Services						
2211		Use of Goods and Services						
	512	Operating and maintenance Expenses						
	003	Water	9955	60000	60000	60000	60000	60000
	004	Electricity	74985	80000	80000	150000	150000	150000
	005	Fuels	468094	0	0	500000	500000	500000
	999	n.e.c	227817	518000	518000	500000	500000	500000
		Total of Item	780851	658000	658000	1210000	1210000	1210000
28		Other expenditures						
2822		Other Capital expenditures						
	504	Studies, Researches and Consultations						
	001	Roads Studies	297729	300000	300000	300000	100000	100000
		Total of Item	297729	300000	300000	300000	100000	100000
31		Non-financial Assets						
3111		Buildings and Constructions						
	508	Works and Constructions						
	999	n.e.c	770746	500000	500000	600000	500000	500000
		Total of Item	770746	500000	500000	600000	500000	500000
3112		Machinery and Equipment						
	505	Equipments, Machines and Apparatus						
	999	n.e.c	127352	300000	300000	600000	100000	100000
		Total of Item	127352	300000	300000	600000	100000	100000
	506	Vehicles and Heavy Duty Machines						
	014	Heavy Machineries	204805	110000	110000	1000000	0	0
		Total of Item	204805	110000	110000	1000000	0	0
3122		Inventories						
	503	Materials and supplies						
	999	n.e.c	499943	300000	300000	550000	300000	300000
		Total of Item	499943	300000	300000	550000	300000	300000
3141		Lands						
	507	Lands						
	001	Lands Expropriation and Purchasing	0	0	0	290000	290000	290000
		Total of Item	0	0	0	290000	290000	290000
		Total of Project / Treasury	4968030	4318000	4318000	5400000	2900000	2900000

Capital Expenditures According to Program and Projects For the years 2012 - 2016

Chapter : 2101 Ministry of Public Works and Housing

(In JDs)

Program 3710 Establishing Roads								
Project		002 Public Safety on Roads						
Fund Source		102001	Capital (Treasury)					
Group	item	Description	Actual 2012	Estimated 2013	Re-Estimated 2013	Estimated 2014	Indicative 2015	Indicative 2016
31		Non-financial Assets						
3111		Buildings and Constructions						
	508	Works and Constructions						
	999	n.e.c	1607093	7450000	5690000	3320000	3820000	3000000
		Total of Item	1607093	7450000	5690000	3320000	3820000	3000000
		Total of Project / Treasury	1607093	7450000	5690000	3320000	3820000	3000000
Project		003 Establishing and Enhancing the Provincial and Secondary Roads						
Fund Source		102001	Capital (Treasury)					
Group	item	Description	Actual 2012	Estimated 2013	Re-Estimated 2013	Estimated 2014	Indicative 2015	Indicative 2016
31		Non-financial Assets						
3111		Buildings and Constructions						
	508	Works and Constructions						
	002	Rural and Sub Roads Construction	1796249	3000000	2535000	3215000	4000000	5000000
		Total of Item	1796249	3000000	2535000	3215000	4000000	5000000
		Total of Project / Treasury	1796249	3000000	2535000	3215000	4000000	5000000
Project		004 Agricultural Roads						
Fund Source		102001	Capital (Treasury)					
Group	item	Description	Actual 2012	Estimated 2013	Re-Estimated 2013	Estimated 2014	Indicative 2015	Indicative 2016
31		Non-financial Assets						
3111		Buildings and Constructions						
	508	Works and Constructions						
	003	Agricultural Roads Construction	2249306	3350000	2831000	3500000	3700000	5000000
		Total of Item	2249306	3350000	2831000	3500000	3700000	5000000
		Total of Project / Treasury	2249306	3350000	2831000	3500000	3700000	5000000
Project		005 Completing Altafila/Alhasa Road						
Fund Source		102001	Capital (Treasury)					
Group	item	Description	Actual 2012	Estimated 2013	Re-Estimated 2013	Estimated 2014	Indicative 2015	Indicative 2016
31		Non-financial Assets						
3111		Buildings and Constructions						
	508	Works and Constructions						
	001	Establishing Main Roads	199773	0	0	0	0	0
		Total of Item	199773	0	0	0	0	0
		Total of Project / Treasury	199773	0	0	0	0	0
Project		006 Establishing and Enhancing the Outlet Roads						
Fund Source		102001	Capital (Treasury)					
Group	item	Description	Actual 2012	Estimated 2013	Re-Estimated 2013	Estimated 2014	Indicative 2015	Indicative 2016
31		Non-financial Assets						
3111		Buildings and Constructions						
	508	Works and Constructions						
	001	Establishing Main Roads	690377	3000000	2690000	2300000	3000000	3500000
		Total of Item	690377	3000000	2690000	2300000	3000000	3500000
		Total of Project / Treasury	690377	3000000	2690000	2300000	3000000	3500000

Capital Expenditures According to Program and Projects For the years 2012 - 2016

Chapter : 2101 Ministry of Public Works and Housing

(In JDs)

Program 3710 Establishing Roads								
Project		009 Alhashemeh-Bala'ma Road-Alzneh Area is Included in the Expansion Area						
Fund Source		102001	Capital (Treasury)					
Group	item	Description	Actual 2012	Estimated 2013	Re-Estimated 2013	Estimated 2014	Indicative 2015	Indicative 2016
31		Non-financial Assets						
3111		Buildings and Constructions						
	508	Works and Constructions						
	001	Establishing Main Roads	3600000	6000000	5690000	1800000	0	0
		Total of Item	3600000	6000000	5690000	1800000	0	0
		Total of Project / Treasury	3600000	6000000	5690000	1800000	0	0
Project		012 Establishing Alhssain Bin Talal University and Ma'an Detour						
Fund Source		102001	Capital (Treasury)					
Group	item	Description	Actual 2012	Estimated 2013	Re-Estimated 2013	Estimated 2014	Indicative 2015	Indicative 2016
31		Non-financial Assets						
3111		Buildings and Constructions						
	508	Works and Constructions						
	001	Establishing Main Roads	236965	0	0	0	0	0
		Total of Item	236965	0	0	0	0	0
		Total of Project / Treasury	236965	0	0	0	0	0
Project		014 Completing Alkarak/Alqetraneh Road Including Alkarak Entry						
Fund Source		102001	Capital (Treasury)					
Group	item	Description	Actual 2012	Estimated 2013	Re-Estimated 2013	Estimated 2014	Indicative 2015	Indicative 2016
31		Non-financial Assets						
3111		Buildings and Constructions						
	508	Works and Constructions						
	001	Establishing Main Roads	2229311	1500000	1345000	660000	0	0
		Total of Item	2229311	1500000	1345000	660000	0	0
		Total of Project / Treasury	2229311	1500000	1345000	660000	0	0
Project		015 Completing Alsalt Belt Line Road/First Part						
Fund Source		102001	Capital (Treasury)					
Group	item	Description	Actual 2012	Estimated 2013	Re-Estimated 2013	Estimated 2014	Indicative 2015	Indicative 2016
31		Non-financial Assets						
3111		Buildings and Constructions						
	508	Works and Constructions						
	001	Establishing Main Roads	0	4000000	2535000	5475000	5000000	5000000
		Total of Item	0	4000000	2535000	5475000	5000000	5000000
		Total of Project / Treasury	0	4000000	2535000	5475000	5000000	5000000
Project		023 Enhancing Intersection on Amman Zarqa Highway						
Fund Source		102001	Capital (Treasury)					
Group	item	Description	Actual 2012	Estimated 2013	Re-Estimated 2013	Estimated 2014	Indicative 2015	Indicative 2016
31		Non-financial Assets						
3111		Buildings and Constructions						
	508	Works and Constructions						
	001	Establishing Main Roads	0	300000	300000	1000000	0	0
		Total of Item	0	300000	300000	1000000	0	0
		Total of Project / Treasury	0	300000	300000	1000000	0	0

Capital Expenditures According to Program and Projects For the years 2012 - 2016

Chapter : 2101 Ministry of Public Works and Housing

(In JDs)

Program 3710 Establishing Roads								
Project		026 Executing Zarqa-Berain Road						
Fund Source		102001	Capital (Treasury)					
Group	item	Description	Actual 2012	Estimated 2013	Re-Estimated 2013	Estimated 2014	Indicative 2015	Indicative 2016
31		Non-financial Assets						
3111		Buildings and Constructions						
	508	Works and Constructions						
	001	Establishing Main Roads	0	2000000	1845000	2650000	2000000	0
		Total of Item	0	2000000	1845000	2650000	2000000	0
		Total of Project / Treasury	0	2000000	1845000	2650000	2000000	0
Project		030 Executing South and North Shouneh (Kremeh Area)						
Fund Source		102001	Capital (Treasury)					
Group	item	Description	Actual 2012	Estimated 2013	Re-Estimated 2013	Estimated 2014	Indicative 2015	Indicative 2016
31		Non-financial Assets						
3111		Buildings and Constructions						
	508	Works and Constructions						
	001	Establishing Main Roads	1600000	2000000	1845000	0	0	0
		Total of Item	1600000	2000000	1845000	0	0	0
		Total of Project / Treasury	1600000	2000000	1845000	0	0	0
Project		032 Enhancing and Executing Um Alnaj Triangle						
Fund Source		102001	Capital (Treasury)					
Group	item	Description	Actual 2012	Estimated 2013	Re-Estimated 2013	Estimated 2014	Indicative 2015	Indicative 2016
31		Non-financial Assets						
3111		Buildings and Constructions						
	508	Works and Constructions						
	001	Establishing Main Roads	1347247	1500000	1500000	0	0	0
		Total of Item	1347247	1500000	1500000	0	0	0
		Total of Project / Treasury	1347247	1500000	1500000	0	0	0
Project		035 Completing Queen Alia International Airport/Second Stage						
Fund Source		102001	Capital (Treasury)					
Group	item	Description	Actual 2012	Estimated 2013	Re-Estimated 2013	Estimated 2014	Indicative 2015	Indicative 2016
31		Non-financial Assets						
3111		Buildings and Constructions						
	508	Works and Constructions						
	001	Establishing Main Roads	9467061	16000000	14042000	7000000	4000000	0
		Total of Item	9467061	16000000	14042000	7000000	4000000	0
		Total of Project / Treasury	9467061	16000000	14042000	7000000	4000000	0
Project		037 Kathraba-Ghour Road						
Fund Source		102001	Capital (Treasury)					
Group	item	Description	Actual 2012	Estimated 2013	Re-Estimated 2013	Estimated 2014	Indicative 2015	Indicative 2016
31		Non-financial Assets						
3111		Buildings and Constructions						
	508	Works and Constructions						
	002	Rural and Sub Roads Construction	0	1000000	845000	1000000	1300000	0
		Total of Item	0	1000000	845000	1000000	1300000	0
		Total of Project / Treasury	0	1000000	845000	1000000	1300000	0

Capital Expenditures According to Program and Projects For the years 2012 - 2016

Chapter : 2101 Ministry of Public Works and Housing

(In JDs)

Program 3710 Establishing Roads								
Project		038 Lighting the Major Through Traffic Roads						
Fund Source		102001	Capital (Treasury)					
Group	item	Description	Actual 2012	Estimated 2013	Re-Estimated 2013	Estimated 2014	Indicative 2015	Indicative 2016
31		Non-financial Assets						
3111		Buildings and Constructions						
	508	Works and Constructions						
	001	Establishing Main Roads	1999976	4500000	4035000	4000000	4600000	3000000
		Total of Item	1999976	4500000	4035000	4000000	4600000	3000000
		Total of Project / Treasury	1999976	4500000	4035000	4000000	4600000	3000000
Project		040 Irbid Belt Line Road						
Fund Source		102001	Capital (Treasury)					
Group	item	Description	Actual 2012	Estimated 2013	Re-Estimated 2013	Estimated 2014	Indicative 2015	Indicative 2016
31		Non-financial Assets						
3111		Buildings and Constructions						
	508	Works and Constructions						
	001	Establishing Main Roads	8799810	12000000	11315000	6500000	0	2700000
		Total of Item	8799810	12000000	11315000	6500000	0	2700000
		Total of Project / Treasury	8799810	12000000	11315000	6500000	0	2700000
Project		042 Almujeb Bridge Protections						
Fund Source		102001	Capital (Treasury)					
Group	item	Description	Actual 2012	Estimated 2013	Re-Estimated 2013	Estimated 2014	Indicative 2015	Indicative 2016
31		Non-financial Assets						
3111		Buildings and Constructions						
	508	Works and Constructions						
	001	Establishing Main Roads	443521	0	0	500000	0	0
		Total of Item	443521	0	0	500000	0	0
		Total of Project / Treasury	443521	0	0	500000	0	0
Project		044 Connected Road for Zarqa New Hospital						
Fund Source		102001	Capital (Treasury)					
Group	item	Description	Actual 2012	Estimated 2013	Re-Estimated 2013	Estimated 2014	Indicative 2015	Indicative 2016
31		Non-financial Assets						
3111		Buildings and Constructions						
	508	Works and Constructions						
	001	Establishing Main Roads	439742	3000000	2535000	2000000	1000000	1000000
		Total of Item	439742	3000000	2535000	2000000	1000000	1000000
		Total of Project / Treasury	439742	3000000	2535000	2000000	1000000	1000000
Project		045 Altafeleh Belt Line Road						
Fund Source		102001	Capital (Treasury)					
Group	item	Description	Actual 2012	Estimated 2013	Re-Estimated 2013	Estimated 2014	Indicative 2015	Indicative 2016
31		Non-financial Assets						
3111		Buildings and Constructions						
	508	Works and Constructions						
	001	Establishing Main Roads	1349999	3000000	2725000	1000000	0	0
		Total of Item	1349999	3000000	2725000	1000000	0	0
		Total of Project / Treasury	1349999	3000000	2725000	1000000	0	0

Capital Expenditures According to Program and Projects For the years 2012 - 2016

Chapter : 2101 Ministry of Public Works and Housing

(In JDs)

Program 3710 Establishing Roads								
Project		046 Executing a Bridge on Alfehah-Zarqa						
Fund Source		102001	Capital (Treasury)					
Group	item	Description	Actual 2012	Estimated 2013	Re-Estimated 2013	Estimated 2014	Indicative 2015	Indicative 2016
31		Non-financial Assets						
3111		Buildings and Constructions						
	508	Works and Constructions						
	001	Establishing Main Roads	0	0	0	1000000	1000000	3000000
		Total of Item	0	0	0	1000000	1000000	3000000
		Total of Project / Treasury	0	0	0	1000000	1000000	3000000
Project		047 Al-Mafraq-Irbid Road						
Fund Source		102001	Capital (Treasury)					
Group	item	Description	Actual 2012	Estimated 2013	Re-Estimated 2013	Estimated 2014	Indicative 2015	Indicative 2016
31		Non-financial Assets						
3111		Buildings and Constructions						
	508	Works and Constructions						
	001	Establishing Main Roads	2058471	3000000	2690000	800000	1500000	0
		Total of Item	2058471	3000000	2690000	800000	1500000	0
		Total of Project / Treasury	2058471	3000000	2690000	800000	1500000	0
Project		048 Madaba Circle Road						
Fund Source		102001	Capital (Treasury)					
Group	item	Description	Actual 2012	Estimated 2013	Re-Estimated 2013	Estimated 2014	Indicative 2015	Indicative 2016
31		Non-financial Assets						
3111		Buildings and Constructions						
	508	Works and Constructions						
	001	Establishing Main Roads	0	0	0	500000	1500000	1500000
		Total of Item	0	0	0	500000	1500000	1500000
		Total of Project / Treasury	0	0	0	500000	1500000	1500000
Project		050 Aljeezeh-Aldhabeh Road						
Fund Source		102001	Capital (Treasury)					
Group	item	Description	Actual 2012	Estimated 2013	Re-Estimated 2013	Estimated 2014	Indicative 2015	Indicative 2016
31		Non-financial Assets						
3111		Buildings and Constructions						
	508	Works and Constructions						
	001	Establishing Main Roads	0	0	0	0	500000	500000
		Total of Item	0	0	0	0	500000	500000
		Total of Project / Treasury	0	0	0	0	500000	500000
Project		052 Sarfa-Ghour Road						
Fund Source		102001	Capital (Treasury)					
Group	item	Description	Actual 2012	Estimated 2013	Re-Estimated 2013	Estimated 2014	Indicative 2015	Indicative 2016
31		Non-financial Assets						
3111		Buildings and Constructions						
	508	Works and Constructions						
	002	Rural and Sub Roads Construction	0	0	0	0	2500000	2500000
		Total of Item	0	0	0	0	2500000	2500000
		Total of Project / Treasury	0	0	0	0	2500000	2500000

Capital Expenditures According to Program and Projects For the years 2012 - 2016

Chapter : 2101 Ministry of Public Works and Housing

(In JDs)

Program 3710 Establishing Roads								
Project		053 Salat - Ghour Road						
Fund Source		102001	Capital (Treasury)					
Group	item	Description	Actual 2012	Estimated 2013	Re-Estimated 2013	Estimated 2014	Indicative 2015	Indicative 2016
31		Non-financial Assets						
3111		Buildings and Constructions						
	508	Works and Constructions						
	001	Establishing Main Roads	0	0	0	1000000	500000	500000
		Total of Item	0	0	0	1000000	500000	500000
		Total of Project / Treasury	0	0	0	1000000	500000	500000
Project		054 Reguifying Sahrawi Road-Amman -Ras annkup						
Fund Source		102001	Capital (Treasury)					
Group	item	Description	Actual 2012	Estimated 2013	Re-Estimated 2013	Estimated 2014	Indicative 2015	Indicative 2016
31		Non-financial Assets						
3111		Buildings and Constructions						
	508	Works and Constructions						
	001	Establishing Main Roads	0	1000000	845000	1500000	2150000	0
		Total of Item	0	1000000	845000	1500000	2150000	0
		Total of Project / Treasury	0	1000000	845000	1500000	2150000	0
Project		055 Reguifying Bridges and Water resources						
Fund Source		102001	Capital (Treasury)					
Group	item	Description	Actual 2012	Estimated 2013	Re-Estimated 2013	Estimated 2014	Indicative 2015	Indicative 2016
31		Non-financial Assets						
3111		Buildings and Constructions						
	508	Works and Constructions						
	001	Establishing Main Roads	481339	1575000	1563000	2250000	2250000	1550000
		Total of Item	481339	1575000	1563000	2250000	2250000	1550000
		Total of Project / Treasury	481339	1575000	1563000	2250000	2250000	1550000
Project		056 Establishing El-Karama - 'Era Road						
Fund Source		102001	Capital (Treasury)					
Group	item	Description	Actual 2012	Estimated 2013	Re-Estimated 2013	Estimated 2014	Indicative 2015	Indicative 2016
31		Non-financial Assets						
3111		Buildings and Constructions						
	508	Works and Constructions						
	001	Establishing Main Roads	0	500000	423000	580000	0	0
		Total of Item	0	500000	423000	580000	0	0
		Total of Project / Treasury	0	500000	423000	580000	0	0
Project		057 Establishing Madaba - Jalool Airport Road						
Fund Source		102001	Capital (Treasury)					
Group	item	Description	Actual 2012	Estimated 2013	Re-Estimated 2013	Estimated 2014	Indicative 2015	Indicative 2016
31		Non-financial Assets						
3111		Buildings and Constructions						
	508	Works and Constructions						
	001	Establishing Main Roads	704480	3250000	3134000	865000	0	0
		Total of Item	704480	3250000	3134000	865000	0	0
		Total of Project / Treasury	704480	3250000	3134000	865000	0	0

Capital Expenditures According to Program and Projects For the years 2012 - 2016

Chapter : 2101 Ministry of Public Works and Housing

(In JDs)

Program 3710 Establishing Roads								
Project		058 Reguifying safety Road for Amman - Jerash						
Fund Source		102001	Capital (Treasury)					
Group	item	Description	Actual 2012	Estimated 2013	Re-Estimated 2013	Estimated 2014	Indicative 2015	Indicative 2016
31		Non-financial Assets						
3111		Buildings and Constructions						
	508	Works and Constructions						
	001	Establishing Main Roads	349995	500000	423000	1000000	1080000	0
		Total of Item	349995	500000	423000	1000000	1080000	0
		Total of Project / Treasury	349995	500000	423000	1000000	1080000	0
Project		062 Implementing Shoumar Bridge						
Fund Source		102001	Capital (Treasury)					
Group	item	Description	Actual 2012	Estimated 2013	Re-Estimated 2013	Estimated 2014	Indicative 2015	Indicative 2016
31		Non-financial Assets						
3111		Buildings and Constructions						
	508	Works and Constructions						
	001	Establishing Main Roads	0	1300000	1300000	2180000	3000000	3500000
		Total of Item	0	1300000	1300000	2180000	3000000	3500000
		Total of Project / Treasury	0	1300000	1300000	2180000	3000000	3500000
Project		063 Improving the Royal Road						
Fund Source		102001	Capital (Treasury)					
Group	item	Description	Actual 2012	Estimated 2013	Re-Estimated 2013	Estimated 2014	Indicative 2015	Indicative 2016
31		Non-financial Assets						
3111		Buildings and Constructions						
	508	Works and Constructions						
	001	Establishing Main Roads	499994	2000000	1845000	1155000	2000000	1500000
		Total of Item	499994	2000000	1845000	1155000	2000000	1500000
		Total of Project / Treasury	499994	2000000	1845000	1155000	2000000	1500000
Project		064 Road to Al-Durrah border center						
Fund Source		102001	Capital (Treasury)					
Group	item	Description	Actual 2012	Estimated 2013	Re-Estimated 2013	Estimated 2014	Indicative 2015	Indicative 2016
31		Non-financial Assets						
3111		Buildings and Constructions						
	508	Works and Constructions						
	001	Establishing Main Roads	2589984	9000000	8380000	4370000	0	0
		Total of Item	2589984	9000000	8380000	4370000	0	0
		Total of Project / Treasury	2589984	9000000	8380000	4370000	0	0
Project		067 Alternative road/Ajloun-Capital						
Fund Source		102001	Capital (Treasury)					
Group	item	Description	Actual 2012	Estimated 2013	Re-Estimated 2013	Estimated 2014	Indicative 2015	Indicative 2016
31		Non-financial Assets						
3111		Buildings and Constructions						
	508	Works and Constructions						
	001	Establishing Main Roads	0	50000	50000	1000000	2830000	1000000
		Total of Item	0	50000	50000	1000000	2830000	1000000
		Total of Project / Treasury	0	50000	50000	1000000	2830000	1000000

Capital Expenditures According to Program and Projects For the years 2012 - 2016

Chapter : 2101 Ministry of Public Works and Housing

(In JDs)

Program 3710 Establishing Roads								
Project		068 Supporting Greater Amman Municipality projects						
Fund Source		102001	Capital (Treasury)					
Group	item	Description	Actual 2012	Estimated 2013	Re-Estimated 2013	Estimated 2014	Indicative 2015	Indicative 2016
26		Subsidy/Grants						
2632		Subsidy to other public gov. units/capital						
	509	Subsidy to other public gov. units/capital						
	068	Amman Greater Municipality	0	0	0	2700000	2700000	2700000
		Total of Item	0	0	0	2700000	2700000	2700000
		Total of Project / Treasury	0	0	0	2700000	2700000	2700000
Project		074 Al-Azraq road - Saudi borders						
Fund Source		102001	Capital (Treasury)					
Group	item	Description	Actual 2012	Estimated 2013	Re-Estimated 2013	Estimated 2014	Indicative 2015	Indicative 2016
31		Non-financial Assets						
3111		Buildings and Constructions						
	508	Works and Constructions						
	001	Establishing Main Roads	0	0	0	0	2000000	15000000
		Total of Item	0	0	0	0	2000000	15000000
		Total of Project / Treasury	0	0	0	0	2000000	15000000
Project		075 Al-Korah - Irbid						
Fund Source		102001	Capital (Treasury)					
Group	item	Description	Actual 2012	Estimated 2013	Re-Estimated 2013	Estimated 2014	Indicative 2015	Indicative 2016
31		Non-financial Assets						
3111		Buildings and Constructions						
	508	Works and Constructions						
	001	Establishing Main Roads	0	1500000	1268000	2223000	3500000	0
		Total of Item	0	1500000	1268000	2223000	3500000	0
		Total of Project / Treasury	0	1500000	1268000	2223000	3500000	0
Project		077 Dheban -Umm Al-Rasass road						
Fund Source		102001	Capital (Treasury)					
Group	item	Description	Actual 2012	Estimated 2013	Re-Estimated 2013	Estimated 2014	Indicative 2015	Indicative 2016
31		Non-financial Assets						
3111		Buildings and Constructions						
	508	Works and Constructions						
	001	Establishing Main Roads	99817	0	0	200000	200000	200000
		Total of Item	99817	0	0	200000	200000	200000
		Total of Project / Treasury	99817	0	0	200000	200000	200000
Project		078 Traffic intersections in Wasat, North and South						
Fund Source		102001	Capital (Treasury)					
Group	item	Description	Actual 2012	Estimated 2013	Re-Estimated 2013	Estimated 2014	Indicative 2015	Indicative 2016
31		Non-financial Assets						
3111		Buildings and Constructions						
	508	Works and Constructions						
	001	Establishing Main Roads	999973	3182000	3182000	2000000	2000000	2000000
		Total of Item	999973	3182000	3182000	2000000	2000000	2000000
		Total of Project / Treasury	999973	3182000	3182000	2000000	2000000	2000000

Capital Expenditures According to Program and Projects For the years 2012 - 2016

Chapter : 2101 Ministry of Public Works and Housing

(In JDs)

Program 3710 Establishing Roads								
Project		079 Expanding thaneh-Amqa intersection						
Fund Source		102001	Capital (Treasury)					
Group	item	Description	Actual 2012	Estimated 2013	Re-Estimated 2013	Estimated 2014	Indicative 2015	Indicative 2016
31		Non-financial Assets						
3111		Buildings and Constructions						
	508	Works and Constructions						
	001	Establishing Main Roads	1348958	2500000	2500000	1000000	0	0
		Total of Item	1348958	2500000	2500000	1000000	0	0
		Total of Project / Treasury	1348958	2500000	2500000	1000000	0	0
Project		080 Expand and complete Fheis / Bakalorya road						
Fund Source		102001	Capital (Treasury)					
Group	item	Description	Actual 2012	Estimated 2013	Re-Estimated 2013	Estimated 2014	Indicative 2015	Indicative 2016
31		Non-financial Assets						
3111		Buildings and Constructions						
	508	Works and Constructions						
	001	Establishing Main Roads	0	1000000	845000	1000000	1155000	0
		Total of Item	0	1000000	845000	1000000	1155000	0
		Total of Project / Treasury	0	1000000	845000	1000000	1155000	0
Project		081 Establish Wadi Al shajarah tunnel and bridge /Sult						
Fund Source		102001	Capital (Treasury)					
Group	item	Description	Actual 2012	Estimated 2013	Re-Estimated 2013	Estimated 2014	Indicative 2015	Indicative 2016
31		Non-financial Assets						
3111		Buildings and Constructions						
	508	Works and Constructions						
	001	Establishing Main Roads	0	2000000	2000000	6000000	0	0
		Total of Item	0	2000000	2000000	6000000	0	0
		Total of Project / Treasury	0	2000000	2000000	6000000	0	0
Project		082 Implement the 2nd phase of Ein Janah/ Souf road						
Fund Source		102001	Capital (Treasury)					
Group	item	Description	Actual 2012	Estimated 2013	Re-Estimated 2013	Estimated 2014	Indicative 2015	Indicative 2016
31		Non-financial Assets						
3111		Buildings and Constructions						
	508	Works and Constructions						
	001	Establishing Main Roads	0	500000	500000	1000000	500000	0
		Total of Item	0	500000	500000	1000000	500000	0
		Total of Project / Treasury	0	500000	500000	1000000	500000	0
Project		083 Re-establish Northern Shouneh road/ Al-Manshyah/ Waqass.						
Fund Source		102001	Capital (Treasury)					
Group	item	Description	Actual 2012	Estimated 2013	Re-Estimated 2013	Estimated 2014	Indicative 2015	Indicative 2016
31		Non-financial Assets						
3111		Buildings and Constructions						
	508	Works and Constructions						
	001	Establishing Main Roads	0	0	0	4155000	2000000	2000000
		Total of Item	0	0	0	4155000	2000000	2000000
		Total of Project / Treasury	0	0	0	4155000	2000000	2000000

Capital Expenditures According to Program and Projects For the years 2012 - 2016

Chapter : 2101 Ministry of Public Works and Housing

(In JDs)

Program 3710 Establishing Roads								
Project		085 Al-bashryah/ Al-Azraq road						
Fund Source		102001	Capital (Treasury)					
Group	item	Description	Actual 2012	Estimated 2013	Re-Estimated 2013	Estimated 2014	Indicative 2015	Indicative 2016
31		Non-financial Assets						
3111		Buildings and Constructions						
	508	Works and Constructions						
	001	Establishing Main Roads	0	0	0	500000	2000000	1000000
		Total of Item	0	0	0	500000	2000000	1000000
		Total of Project / Treasury	0	0	0	500000	2000000	1000000
Project		086 Al-Hezan Al-da'eri road/ Capital						
Fund Source		102001	Capital (Treasury)					
Group	item	Description	Actual 2012	Estimated 2013	Re-Estimated 2013	Estimated 2014	Indicative 2015	Indicative 2016
31		Non-financial Assets						
3111		Buildings and Constructions						
	508	Works and Constructions						
	001	Establishing Main Roads	0	0	0	700000	1000000	1000000
		Total of Item	0	0	0	700000	1000000	1000000
		Total of Project / Treasury	0	0	0	700000	1000000	1000000
Project		089 Expand Wadi Araba road to become with the level of secondary roads						
Fund Source		102001	Capital (Treasury)					
Group	item	Description	Actual 2012	Estimated 2013	Re-Estimated 2013	Estimated 2014	Indicative 2015	Indicative 2016
31		Non-financial Assets						
3111		Buildings and Constructions						
	508	Works and Constructions						
	001	Establishing Main Roads	0	0	0	500000	2000000	2000000
		Total of Item	0	0	0	500000	2000000	2000000
		Total of Project / Treasury	0	0	0	500000	2000000	2000000
Project		090 Southren Shounah road / Al-kafrain intersection/ air freight						
Fund Source		102001	Capital (Treasury)					
Group	item	Description	Actual 2012	Estimated 2013	Re-Estimated 2013	Estimated 2014	Indicative 2015	Indicative 2016
31		Non-financial Assets						
3111		Buildings and Constructions						
	508	Works and Constructions						
	001	Establishing Main Roads	0	0	0	500000	500000	500000
		Total of Item	0	0	0	500000	500000	500000
		Total of Project / Treasury	0	0	0	500000	500000	500000
Project		093 Expand and maintain Al-Mesfah road/ Zarqa.						
Fund Source		102001	Capital (Treasury)					
Group	item	Description	Actual 2012	Estimated 2013	Re-Estimated 2013	Estimated 2014	Indicative 2015	Indicative 2016
31		Non-financial Assets						
3111		Buildings and Constructions						
	508	Works and Constructions						
	001	Establishing Main Roads	0	0	0	500000	1500000	1500000
		Total of Item	0	0	0	500000	1500000	1500000
		Total of Project / Treasury	0	0	0	500000	1500000	1500000

Capital Expenditures According to Program and Projects For the years 2012 - 2016

Chapter : 2101 Ministry of Public Works and Housing

(In JDs)

Program 3710 Establishing Roads								
Project		098 Iraq Al-Ameer/ Al-Kafraïn road.						
Fund Source		102001	Capital (Treasury)					
Group	item	Description	Actual 2012	Estimated 2013	Re-Estimated 2013	Estimated 2014	Indicative 2015	Indicative 2016
31		Non-financial Assets						
3111		Buildings and Constructions						
	508	Works and Constructions						
	001	Establishing Main Roads	0	0	0	300000	2000000	2000000
		Total of Item	0	0	0	300000	2000000	2000000
		Total of Project / Treasury	0	0	0	300000	2000000	2000000
Project		100 Namlah / Wadi Araba road with the level of a rural road						
Fund Source		102001	Capital (Treasury)					
Group	item	Description	Actual 2012	Estimated 2013	Re-Estimated 2013	Estimated 2014	Indicative 2015	Indicative 2016
31		Non-financial Assets						
3111		Buildings and Constructions						
	508	Works and Constructions						
	001	Establishing Main Roads	0	0	0	250000	1500000	1500000
		Total of Item	0	0	0	250000	1500000	1500000
		Total of Project / Treasury	0	0	0	250000	1500000	1500000
Project		101 Improve Tafila/ Amman road						
Fund Source		102001	Capital (Treasury)					
Group	item	Description	Actual 2012	Estimated 2013	Re-Estimated 2013	Estimated 2014	Indicative 2015	Indicative 2016
31		Non-financial Assets						
3111		Buildings and Constructions						
	508	Works and Constructions						
	001	Establishing Main Roads	0	0	0	500000	1500000	1500000
		Total of Item	0	0	0	500000	1500000	1500000
		Total of Project / Treasury	0	0	0	500000	1500000	1500000
Project		102 Al-Sero / Aein Al-Bashah road						
Fund Source		102001	Capital (Treasury)					
Group	item	Description	Actual 2012	Estimated 2013	Re-Estimated 2013	Estimated 2014	Indicative 2015	Indicative 2016
31		Non-financial Assets						
3111		Buildings and Constructions						
	508	Works and Constructions						
	001	Establishing Main Roads	0	0	0	0	1500000	1500000
		Total of Item	0	0	0	0	1500000	1500000
		Total of Project / Treasury	0	0	0	0	1500000	1500000
Project		103 Re-qualify Naour road / Ghour Al-Hadytha						
Fund Source		102001	Capital (Treasury)					
Group	item	Description	Actual 2012	Estimated 2013	Re-Estimated 2013	Estimated 2014	Indicative 2015	Indicative 2016
31		Non-financial Assets						
3111		Buildings and Constructions						
	508	Works and Constructions						
	001	Establishing Main Roads	0	0	0	0	2000000	2000000
		Total of Item	0	0	0	0	2000000	2000000
		Total of Project / Treasury	0	0	0	0	2000000	2000000

Capital Expenditures According to Program and Projects For the years 2012 - 2016

Chapter : 2101 Ministry of Public Works and Housing

(In JDs)

Program 3710 Establishing Roads								
Project		104 Sawam'/ Jwaydeh road						
Fund Source		102001	Capital (Treasury)					
Group	item	Description	Actual 2012	Estimated 2013	Re-Estimated 2013	Estimated 2014	Indicative 2015	Indicative 2016
31		Non-financial Assets						
3111		Buildings and Constructions						
	508	Works and Constructions						
	001	Establishing Main Roads	0	0	0	0	1500000	1500000
		Total of Item	0	0	0	0	1500000	1500000
		Total of Project / Treasury	0	0	0	0	1500000	1500000
Project		105 Kharazeh/ Ghours road						
Fund Source		102001	Capital (Treasury)					
Group	item	Description	Actual 2012	Estimated 2013	Re-Estimated 2013	Estimated 2014	Indicative 2015	Indicative 2016
31		Non-financial Assets						
3111		Buildings and Constructions						
	508	Works and Constructions						
	001	Establishing Main Roads	0	0	0	0	2500000	2500000
		Total of Item	0	0	0	0	2500000	2500000
		Total of Project / Treasury	0	0	0	0	2500000	2500000
Project		106 Shoubak/Ghour road with a rural level						
Fund Source		102001	Capital (Treasury)					
Group	item	Description	Actual 2012	Estimated 2013	Re-Estimated 2013	Estimated 2014	Indicative 2015	Indicative 2016
31		Non-financial Assets						
3111		Buildings and Constructions						
	508	Works and Constructions						
	001	Establishing Main Roads	0	0	0	0	2500000	2500000
		Total of Item	0	0	0	0	2500000	2500000
		Total of Project / Treasury	0	0	0	0	2500000	2500000
Project		107 Amman Zarqa road/ alternative						
Fund Source		102001	Capital (Treasury)					
Group	item	Description	Actual 2012	Estimated 2013	Re-Estimated 2013	Estimated 2014	Indicative 2015	Indicative 2016
31		Non-financial Assets						
3111		Buildings and Constructions						
	508	Works and Constructions						
	001	Establishing Main Roads	0	0	0	0	1500000	1500000
		Total of Item	0	0	0	0	1500000	1500000
		Total of Project / Treasury	0	0	0	0	1500000	1500000
Project		108 Kafer Asad / Umm Qais road						
Fund Source		102001	Capital (Treasury)					
Group	item	Description	Actual 2012	Estimated 2013	Re-Estimated 2013	Estimated 2014	Indicative 2015	Indicative 2016
31		Non-financial Assets						
3111		Buildings and Constructions						
	508	Works and Constructions						
	001	Establishing Main Roads	0	0	0	0	1500000	1500000
		Total of Item	0	0	0	0	1500000	1500000
		Total of Project / Treasury	0	0	0	0	1500000	1500000

Capital Expenditures According to Program and Projects For the years 2012 - 2016

Chapter : 2101 Ministry of Public Works and Housing

(In JDs)

Program 3710 Establishing Roads								
Project		109 Ghabawi /Azraq road.						
Fund Source		102001	Capital (Treasury)					
Group	item	Description	Actual 2012	Estimated 2013	Re-Estimated 2013	Estimated 2014	Indicative 2015	Indicative 2016
31		Non-financial Assets						
3111		Buildings and Constructions						
	508	Works and Constructions						
	001	Establishing Main Roads	0	0	0	0	1500000	1500000
		Total of Item	0	0	0	0	1500000	1500000
		Total of Project / Treasury	0	0	0	0	1500000	1500000
Project		110 Rhab Jarash intensection road.						
Fund Source		102001	Capital (Treasury)					
Group	item	Description	Actual 2012	Estimated 2013	Re-Estimated 2013	Estimated 2014	Indicative 2015	Indicative 2016
31		Non-financial Assets						
3111		Buildings and Constructions						
	508	Works and Constructions						
	001	Establishing Main Roads	0	0	0	0	2000000	2000000
		Total of Item	0	0	0	0	2000000	2000000
		Total of Project / Treasury	0	0	0	0	2000000	2000000
Project		111 Adhruh /Al-Manshyah road with a length of 18 km						
Fund Source		102001	Capital (Treasury)					
Group	item	Description	Actual 2012	Estimated 2013	Re-Estimated 2013	Estimated 2014	Indicative 2015	Indicative 2016
31		Non-financial Assets						
3111		Buildings and Constructions						
	508	Works and Constructions						
	001	Establishing Main Roads	0	0	0	0	2000000	2000000
		Total of Item	0	0	0	0	2000000	2000000
		Total of Project / Treasury	0	0	0	0	2000000	2000000
Project		112 Improve Yajouz road.						
Fund Source		102001	Capital (Treasury)					
Group	item	Description	Actual 2012	Estimated 2013	Re-Estimated 2013	Estimated 2014	Indicative 2015	Indicative 2016
31		Non-financial Assets						
3111		Buildings and Constructions						
	508	Works and Constructions						
	001	Establishing Main Roads	0	0	0	0	1500000	1500000
		Total of Item	0	0	0	0	1500000	1500000
		Total of Project / Treasury	0	0	0	0	1500000	1500000
Project		113 Dhafar Mosque intersection road Amman /Irbid						
Fund Source		102001	Capital (Treasury)					
Group	item	Description	Actual 2012	Estimated 2013	Re-Estimated 2013	Estimated 2014	Indicative 2015	Indicative 2016
31		Non-financial Assets						
3111		Buildings and Constructions						
	508	Works and Constructions						
	001	Establishing Main Roads	0	0	0	0	2000000	2000000
		Total of Item	0	0	0	0	2000000	2000000
		Total of Project / Treasury	0	0	0	0	2000000	2000000

Capital Expenditures According to Program and Projects For the years 2012 - 2016

Chapter : 2101 Ministry of Public Works and Housing

(In JDs)

Program 3710 Establishing Roads								
Project		115 Expand and maintain Rhab / Mafraq road						
Fund Source		102001	Capital (Treasury)					
Group	item	Description	Actual 2012	Estimated 2013	Re-Estimated 2013	Estimated 2014	Indicative 2015	Indicative 2016
31		Non-financial Assets						
3111		Buildings and Constructions						
	508	Works and Constructions						
	001	Establishing Main Roads	0	0	0	700000	700000	700000
		Total of Item	0	0	0	700000	700000	700000
		Total of Project / Treasury	0	0	0	700000	700000	700000
Project		116 Ram/Desa /Mdawarah road.						
Fund Source		102001	Capital (Treasury)					
Group	item	Description	Actual 2012	Estimated 2013	Re-Estimated 2013	Estimated 2014	Indicative 2015	Indicative 2016
31		Non-financial Assets						
3111		Buildings and Constructions						
	508	Works and Constructions						
	001	Establishing Main Roads	0	0	0	750000	750000	750000
		Total of Item	0	0	0	750000	750000	750000
		Total of Project / Treasury	0	0	0	750000	750000	750000
Total of Program			52157471	110775000	99569000	94998000	105635000	103000000

Capital Expenditures According to Program and Projects For the years 2012 - 2016

Chapter : 2101 Ministry of Public Works and Housing

(In JDs)

Program 3905 Buildings								
Project		001 Buildings Program Administration Project						
Fund Source		102001	Capital (Treasury)					
Group	item	Description	Actual 2012	Estimated 2013	Re-Estimated 2013	Estimated 2014	Indicative 2015	Indicative 2016
21		Compensations of Employees						
2111		Salaries, Wages and allowances						
	502	Wages						
	001	Wages	0	800000	800000	0	0	0
	002	Field Visit Allowance	0	0	0	50000	50000	50000
	003	Travel Allowance	0	0	0	50000	50000	50000
		Total of Item	0	800000	800000	100000	100000	100000
22		Use of Goods and Services						
2211		Use of Goods and Services						
	512	Operating and maintenance Expenses						
	013	Services Contracts	0	0	0	15000	15000	15000
	036	Computerization and automation operations expe	0	0	0	10000	10000	10000
		Total of Item	0	0	0	25000	25000	25000
28		Other expenditures						
2822		Other Capital expenditures						
	504	Studies, Researches and Consultations						
	999	n.e.c	0	0	0	25000	25000	25000
		Total of Item	0	0	0	25000	25000	25000
31		Non-financial Assets						
3112		Machinery and Equipment						
	505	Equipments, Machines and Apparatus						
	001	Computers and accessories	0	0	0	10000	10000	10000
	008	Survey Devices	0	0	0	15000	15000	15000
		Total of Item	0	0	0	25000	25000	25000
3122		Inventories						
	503	Materials and supplies						
	999	n.e.c	0	0	0	25000	25000	25000
		Total of Item	0	0	0	25000	25000	25000
		Total of Project / Treasury	0	800000	800000	200000	200000	200000
Project		002 Fittings for the Prime Ministry building and the Prime Minister's residence and other activities						
Fund Source		102001	Capital (Treasury)					
Group	item	Description	Actual 2012	Estimated 2013	Re-Estimated 2013	Estimated 2014	Indicative 2015	Indicative 2016
31		Non-financial Assets						
3111		Buildings and Constructions						
	508	Works and Constructions						
	999	n.e.c	0	150000	150000	250000	250000	250000
		Total of Item	0	150000	150000	250000	250000	250000
		Total of Project / Treasury	0	150000	150000	250000	250000	250000
Project		003 Completing Works and Mechanics Directorate Building						
Fund Source		102001	Capital (Treasury)					
Group	item	Description	Actual 2012	Estimated 2013	Re-Estimated 2013	Estimated 2014	Indicative 2015	Indicative 2016
31		Non-financial Assets						
3111		Buildings and Constructions						
	508	Works and Constructions						
	013	Miscellaneous Buildings Construction	0	150000	150000	100000	100000	100000
		Total of Item	0	150000	150000	100000	100000	100000
		Total of Project / Treasury	0	150000	150000	100000	100000	100000

Capital Expenditures According to Program and Projects For the years 2012 - 2016

Chapter : 2101 Ministry of Public Works and Housing

(In JDs)

Program 3905 Buildings								
Project		005 Completing the Establishment of Rest areas on Al Azraq Road						
Fund Source		102001	Capital (Treasury)					
Group	item	Description	Actual 2012	Estimated 2013	Re-Estimated 2013	Estimated 2014	Indicative 2015	Indicative 2016
31		Non-financial Assets						
3111		Buildings and Constructions						
	508	Works and Constructions						
	013	Miscellaneous Buildings Construction	0	100000	100000	50000	0	0
		Total of Item	0	100000	100000	50000	0	0
		Total of Project / Treasury	0	100000	100000	50000	0	0
Project		006 Sustaining and Updating Borders centers						
Fund Source		102001	Capital (Treasury)					
Group	item	Description	Actual 2012	Estimated 2013	Re-Estimated 2013	Estimated 2014	Indicative 2015	Indicative 2016
31		Non-financial Assets						
3111		Buildings and Constructions						
	508	Works and Constructions						
	999	n.e.c	0	10080000	10080000	8500000	12500000	14500000
		Total of Item	0	10080000	10080000	8500000	12500000	14500000
		Total of Project / Treasury	0	10080000	10080000	8500000	12500000	14500000
Project		008 Urban Villages Project						
Fund Source		102001	Capital (Treasury)					
Group	item	Description	Actual 2012	Estimated 2013	Re-Estimated 2013	Estimated 2014	Indicative 2015	Indicative 2016
31		Non-financial Assets						
3111		Buildings and Constructions						
	508	Works and Constructions						
	999	n.e.c	0	2000000	2000000	2000000	2000000	2000000
		Total of Item	0	2000000	2000000	2000000	2000000	2000000
		Total of Project / Treasury	0	2000000	2000000	2000000	2000000	2000000
Project		009 Housing for poor families						
Fund Source		102001	Capital (Treasury)					
Group	item	Description	Actual 2012	Estimated 2013	Re-Estimated 2013	Estimated 2014	Indicative 2015	Indicative 2016
31		Non-financial Assets						
3111		Buildings and Constructions						
	508	Works and Constructions						
	013	Miscellaneous Buildings Construction	0	750000	750000	750000	750000	750000
		Total of Item	0	750000	750000	750000	750000	750000
		Total of Project / Treasury	0	750000	750000	750000	750000	750000
Total of Program			0	14030000	14030000	11850000	15800000	17800000
Total of Chapter			68355863	163250000	150367000	132893000	137057000	132075000