

## **Chapter : 1101 Ministry of Justice**

- Creation:** The Ministry of Justice was established on 11/04/1921 under the name of (Justice Advisor), and this name was changed to the Ministry of Justice on 01/03/1929. The Ministry was established to become the executive arm of the Jordanian Judicial services. Since then, it commenced its role in achieving the basic mission of the State represented in establishing equality and justice as well as protecting the rights and freedoms.
- Vision :** A distinctive and efficient institution that supports the independence of the judiciary and dominance of law, complements the national efforts and is enhanced by the community's confidence
- Mission:** Contributing to creating a fair and transparent judicial environment, drawing modern policies and legislative frameworks to efficiently develop the process of litigation and legal support to ensure protecting and maintaining the rights and freedoms of citizens, facilitating access to justice, strengthening the partnership with local and international agencies through consolidating a modern institutional structure and providing qualified specialized cadres

### **Tasks of the Ministry / Department:**

- \_ Contribute to developing the National Integrity System through an independent and effective judiciary.
- \_ Contribute to developing laws and legislation system in Justice institutions.
- \_ Enhance institutionalization and entrench the culture of excellence.
- \_ Contribute to upgrading the efficiency and effectiveness of the Justice sector institutions.
- \_ Ensure facilitation to access to justice and contribute to enhancing society trust in the Judiciary and improve its legal culture.

### **Ministry/Department Contribution to the Achievement of the National Objectives:**

- \_ Consolidate the State of law and institutions, achieve fairness and enhance the principles of equal opportunities, transparency and protection of rights and freedoms.

### **Major Issues and Challenges which face the Ministry / Department:**

- \_ The increasing cases, huge size of disputes, increase in the judicial burden due to the complexity and overlapping of social and economic relations as well as population growth against the limited number of specialized judges
- \_ Low infrastructure level in some courts
- \_ Insufficient annual financial appropriations

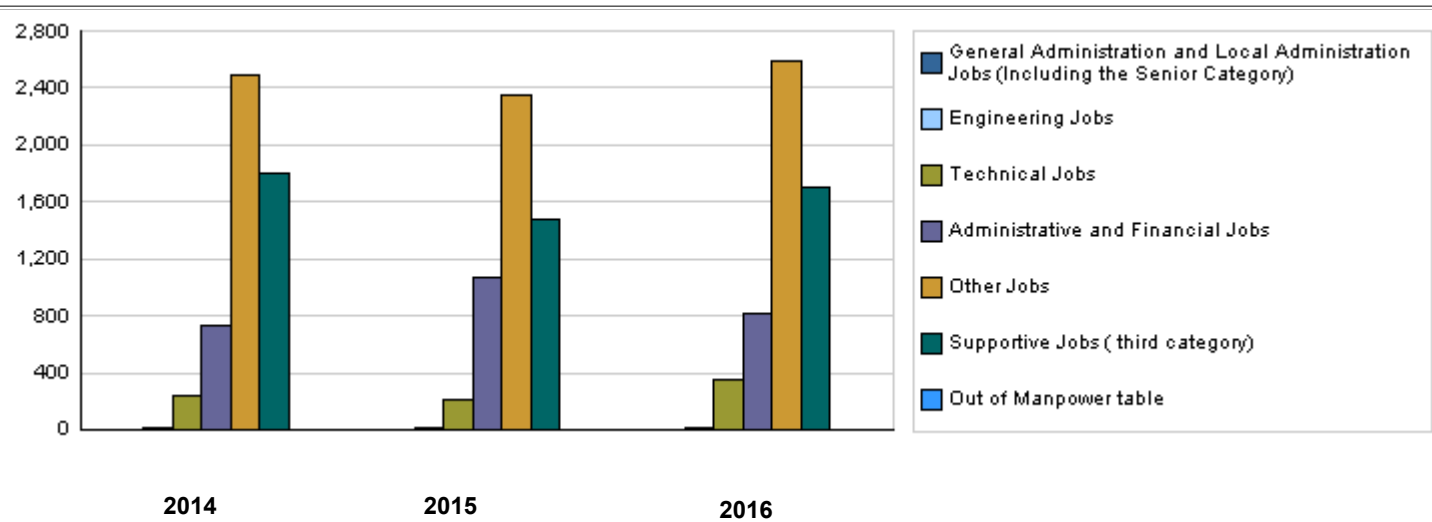
## CHAPTER : 1101 Ministry of Justice

### Strategic Objectives and Performance Indicators of the Ministry / Department

Strategic Objective	Performance Indicator	base year	Value	Actual Value	Target Value	Primary Self Evaluation	Target Value		
				2014	2015		2015	2016	2017
1 - To contribute to developing the National Integrity System through effective and independent judiciary	1 Jordan's rank in the judiciary independence indicator	2013	144/48	144/46	144/44	144/44	144/44	144/42	145/42
	2 Number of annual specialized training courses	2013	21	47	65	91	85	85	85
	3 Number of judges who were trained on child and women cases	2013	10	44	17	50	50	50	50
2 - To contribute to developing and updating the legislation and laws system in justice institutions, facilitate access to justice, contribute to enhancing the trust of the community in the judiciary and improve its legal culture	1 Number of developed and updated pieces of legislation and laws	2013	10	23	25	8	3	3	4
3 - To enhance institutionalization and consolidate the culture of excellence	1 Results and ranking of the Ministry of Justice in King Abdullah II Award for Excellence	2013	100/26.2	100/26.2	100/40	100/30	100/30	100/40	100/45
	2 Percentage of employees who were trained to the total employees	2013	%14	%42	%15	%50	%53	%53	%53
4 - To contribute to upgrading the efficiency and effectiveness of the justice sector institutions	1 Average litigation period of rights reconciliation lawsuits (day)	2013	196	202	190	195	190	188	186
	2 Average litigation period in rights first instance lawsuits (day)	2013	314	317	270	300	295	290	287

### Number of Staff of the Ministry / Department

Group	Job	Actual 2014			Primary 2015			Estimated 2016		
		Male	Female	Total	Male	Female	Total	Male	Female	Total
General Administration and Local Administration Jobs (Including the Senior Category)	Secretary General	1	0	1	1	0	1	1	0	1
	Director General	1	0	1	1	0	1	0	0	0
Engineering Jobs	Engineering jobs	7	3	10	13	4	17	13	4	17
Technical Jobs	Technical jobs	125	108	233	105	113	218	243	106	349
Administrative and Financial Jobs	Administrative and financial jobs	378	355	733	527	540	1067	350	466	816
Other Jobs	Department of Justice	791	151	942	791	151	942	791	151	942
	Notary Public, Officer, Researcher, Head of section	943	608	1551	418	993	1411	1210	437	1647
Supportive Jobs ( third category)	Supportive jobs	1120	687	1807	937	543	1480	1073	634	1707
Total		3366	1912	5278	2793	2344	5137	3681	1798	5479
Out of Manpower table	Out of manpower table	0	0	0	0	0	0	0	0	0
Grand Total		3366	1912	5278	2793	2344	5137	3681	1798	5479
Total Cost of Salaries		26474166	14891718	41365884	23377680	19914320	43292000	30564730	15054270	45619000



Key Information of the Ministry / Department																	
No.	Description	base year	Value	Primary 2015	Estimated 2016												
					Irbid	Mafraq	Jarsh	Ajloun	Amman	Balqa'	Zaraq'	Madaba	Karak	Ma'an	Tafila	Aqaba	Total
1	Number of courts	2013	80	80	12	4	2	2	25	5	5	2	7	7	4	5	80
2	Number of incoming cases	2013	486889	523044	87902	105300	92740	33073	*****	74463	242434	243048	67181	34582	23777	56641	2180695
3	Number of settled cases	2013	462518	421502	73965	23811	14474	9319	197601	12728	46823	11690	15349	7280	3648	7368	424056
4	Number of retained cases	2013	419295	166464	14986	581	1756	1725	43921	2256	3518	3606	2110	3983	502	1776	80720
5	Courts of justice	2009	5	9	1	0	0	1	2	1	2	1	1	1	0	0	10

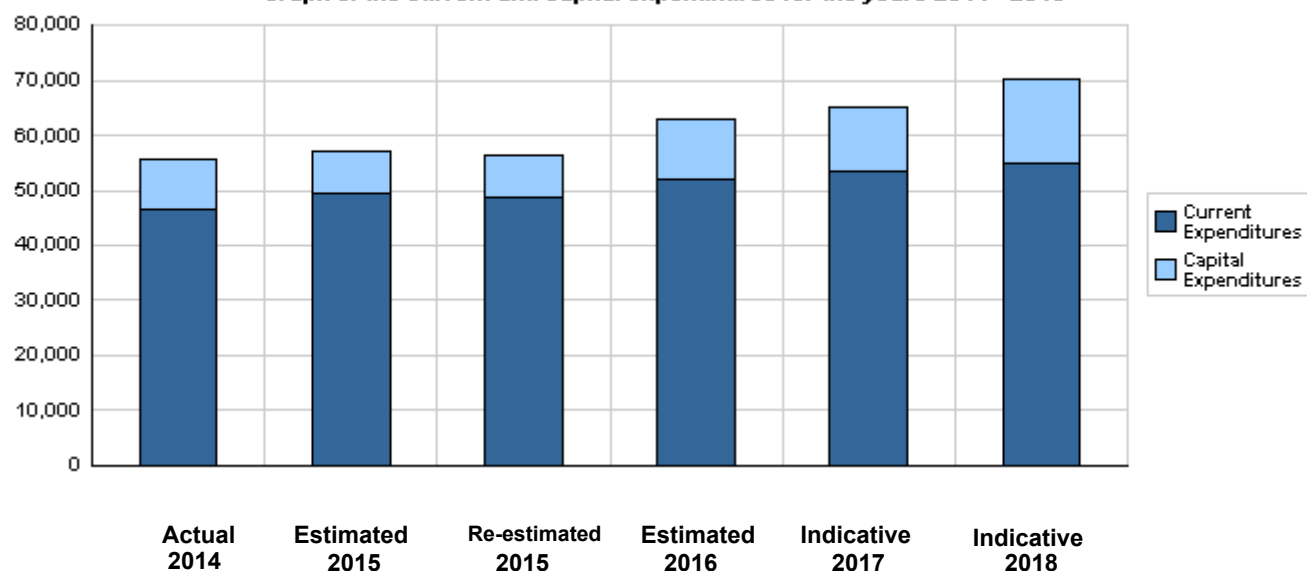
**Overall Summary of Expenditures for Chapter 1101- Ministry of Justice**  
**for the Years 2014 - 2018**

( In JDs )

Description		Actual 2014	Estimated 2015	Re-estimated 2015	Estimated 2016	Indicative 2017                      2018	
Group	Current Expenditures						
2111	Salaries, Wages and Allowances	39,554,955	41,622,000	41,285,000	43,529,000	44,793,000	45,901,000
2121	Social Security Contributions	1,810,929	2,020,000	2,007,000	2,090,000	2,150,000	2,225,000
2211	Use of Goods and Services	5,022,145	5,690,000	5,500,000	6,150,000	6,400,000	6,650,000
2821	Other Current Expenditures	35,111	60,000	60,000	60,000	60,000	60,000
3112	Devices, Machinery and Equipment	0	0	0	0	0	0
3113	Other Fixed Assets	0	0	0	0	0	0
Total current expenditures		46,423,140	49,392,000	48,852,000	51,829,000	53,403,000	54,836,000
Capital Expenditures							
2211	Use of Goods and Services	6,532,772	6,445,000	6,430,000	6,980,000	7,480,000	8,195,000
3112	Devices, Machinery and Equipment	667,774	230,000	230,000	725,000	790,000	1,275,000
3113	Other Fixed Assets	49,999	0	0	50,000	50,000	50,000
3141	Lands	0	0	0	0	0	0
3111	Buildings and Constructions	1,849,997	1,015,000	915,000	3,215,000	3,200,000	5,900,000
2822	Other Capital Expenditures	57,028	40,000	40,000	40,000	40,000	40,000
Total capital expenditures		9,157,570	7,730,000	7,615,000	11,010,000	11,560,000	15,460,000
Treasury		9,157,570	7,730,000	7,615,000	11,010,000	11,560,000	15,460,000
Total current and capital expenditures		55,580,710	57,122,000	56,467,000	62,839,000	64,963,000	70,296,000

( Thousands of JDs )

**Graph of the current and capital expenditures for the years 2014 - 2018**

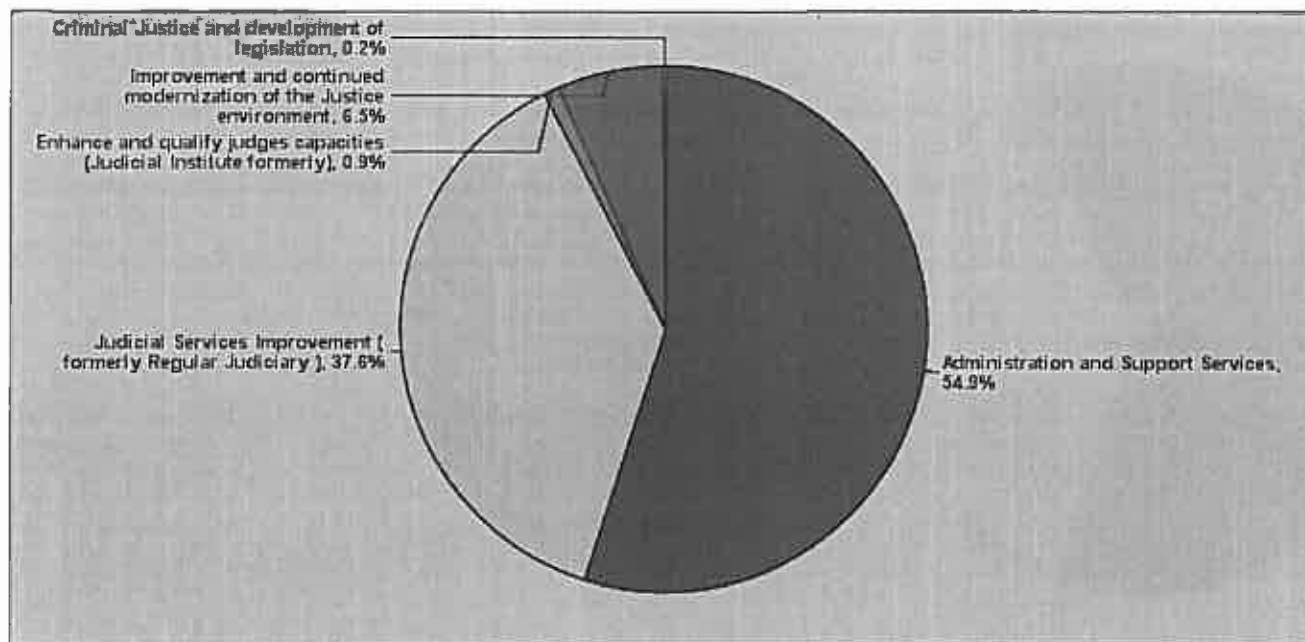


**Budget of Chapter 1101 - Ministry of Justice**  
**For the Year 2016 Distributed According to Program**

( InJDs )

Prog.	Description	Current Expenditures	Capital Expenditures	Total Expenditures
1801	Administration and Support Services	28,497,000	6,000,000	34,497,000
1805	Judicial Services Improvement ( formerly Regular Judiciary )	22,902,000	700,000	23,602,000
1810	Enhance and qualify judges capacities (Judicial Institute formerly)	430,000	105,000	535,000
1815	Improvement and continued modernization of the Justice environment	0	4,055,000	4,055,000
1820	Criminal Justice and development of legislation	0	150,000	150,000
<b>Total</b>		<b>51,829,000</b>	<b>11,010,000</b>	<b>62,839,000</b>

**Total Expenditures for the Year 2016 Distributed According to Programs**



**Estimated Allocations for Females distributed according to Programs for the Years 2014 - 2018**

Program		2014	2015	2016	2017	2018
1801	Administration and Support Services	11274300	16136700	11322700	11745500	12237800
1805	Judicial Services Improvement ( formerly Regular Judiciary )	8548700	6162600	7746700	7864200	8001800
1810	Enhance and qualify judges capacities (Judicial Institute formerly)	170800	225250	267500	274000	281000
1815	Improvement and continued modernization of the Justice environment	96600	427900	1330900	1450700	2533900
1820	Criminal Justice and development of legislation	44200	41100	49300	82100	114900
Total		20134600	22993550	20717100	21416500	23169400

**Budget Chapter 1101 - Ministry of Justice Distributed According to the Program**

<b>1801</b>	<b>Administration and Support Services Program</b>
-------------	--

**Objective of the program :**

This program aims to raise the institutional capacity of employees through training, improve provided services, institutionalize work mechanisms, raise the awareness of the service recipients and spread the legal culture.

**The strategic objective related to the program :**

Enhance institutionalization and consolidate the culture of excellence.

**Directorates associated with the program :**

- 1- Financial Affairs Directorate
- 2- Administrative Affairs Directorate
- 3- Information Technology Management Directorate
- 4- Communications Directorate
- 5- Buildings and Projects Directorate.
- 6- Internal Control Unit
- 7- Human Resources Directorate
- 8- Human Rights and Women Affairs Directorate

**Services provided by the program :**

- 1- Build and raise the employees capacities through training.
- 2- Improve the provided services and simplify procedures to obtain the satisfaction of service recipients through computerizing services and re-engineering work procedures of the sections.
- 3- Upgrade the institutional performance of the Ministry and courts through work development and institutionalization.
- 4- Aware service recipients and spread the legal culture through different publications and media means.

**Staff working in the program :**

The program is implemented through a functional staff in 2015 estimated with ( 4211 ) staff, including ( 2125 ) males and ( 2086 ) females .

Performance Measurement Indicators for Program									
Performance Measurement Indicator		Base Year	Value	Actual value	Target Value	First Self Evaluation	Target Value		
				2014	2015	2015	2016	2017	2018
1	Number of legal consultations provided by the Ministry to government institutions and departments	2013	450	648	650	398	400	420	430
2	Number of training courses to the Ministry of Justice employees	2013	70	198	150	197	200	200	200
3	Number of employees who participated in training courses	2013	444	2118	2300	2459	2300	2300	2300
Appropriations Of Administration and Support Services Program as Per Activities and Projects.									( In JDs )
Activities and Projects		Actual	Estimated	Re-estimated	Estimated	Indicative			
		2014	2015	2015	2016	2017	2018		
Current Expenditures		25,275,171	27,016,500	26,675,000	28,497,000	29,485,000	30,485,000		
601	Administrative and Support Services	25,275,171	27,016,500	26,675,000	28,497,000	29,485,000	30,485,000		
Capital Expenditures		5,847,166	5,900,000	5,900,000	6,000,000	6,300,000	6,800,000		
001	Capacities Building Project	5,847,166	5,900,000	5,900,000	6,000,000	6,300,000	6,800,000		
Program / Treasury		5,847,166	5,900,000	5,900,000	6,000,000	6,300,000	6,800,000		
Total Program		31,122,337	32,916,500	32,575,000	34,497,000	35,785,000	37,285,000		

**Budget Chapter 1101 - Ministry of Justice Distributed According to the Program**

1805	Judicial Services Improvement ( formerly Regular Judiciary ) Program									
<u>Objective of the program :</u>										
This program aims to supply the judicial services with sufficient number of specialized judges, provide duration of litigation and provide the required data through the technical office.										
<u>The strategic objective related to the program :</u>										
Contribute to developing the National Integrity System through an effective and independent judiciary.										
<u>Directorates associated with the program :</u>										
1- Judicial Council 2- Technical Office. 3- Public Prosecution 4- Civil Attorney General 5- Judicial Inspection Directorate										
<u>Services provided by the program :</u>										
1- Supply the judiciary with a sufficient number of qualified and trained judges. 2- Improve decisions quality. 3- Reduce litigation duration.										
<u>Staff working in the program :</u>										
The program is implemented through a functional staff in 2015 estimated with ( 914 ) staff, including ( 662 ) males and ( 252 ) females .										
Performance Measurement Indicators for Program										
Performance Measurement Indicator			Base Year	Value	Actual value	Target Value	First Self Evaluation	Target Value		
					2014	2015	2015	2016	2017	2018
1	Number of appointments according to the new procedures and standards		2013	163	76	60	30	30	71	71
2	Number of judges transferred or seconded to new specializations		2013	281	171	500	238	250	260	270
Appropriations Of Judicial Services Improvement ( formerly Regular Judiciary ) Program as Per Activities and Project ( In JDs										
Activities and Projects			Actual	Estimated	Re-estimated	Estimated	Indicative			
			2014	2015	2015	2016	2017	2018		
Current Expenditures			20,747,583	21,985,000	21,786,500	22,902,000	23,475,000	23,894,000		
601	Regular Litigation		20,747,583	21,985,000	21,786,500	22,902,000	23,475,000	23,894,000		
Capital Expenditures			2,850,587	565,000	565,000	700,000	485,000	485,000		
001	Judiciary Work Development Program Administration Project		554,986	450,000	450,000	485,000	485,000	485,000		
002	Courthouse air-conditioning system		445,604	0	0	0	0	0		
008	Establishing the palace of justice building in Madaba		499,999	5,000	5,000	5,000	0	0		
009	Establishing the palace of justice building in Zarqa		599,999	5,000	5,000	5,000	0	0		
010	Establishing the palace of justice building in Russaifa		250,000	100,000	100,000	200,000	0	0		
011	Establishing the palace of justice building in Ajloun		499,999	5,000	5,000	5,000	0	0		
Program / Treasury			2,850,587	565,000	565,000	700,000	485,000	485,000		
Total Program			23,598,170	22,550,000	22,351,500	23,602,000	23,960,000	24,379,000		

**Budget Chapter 1101 - Ministry of Justice Distributed According to the Program**

<b>1810</b>	<b>Enhance and qualify judges capacities (Judicial Institute formerly) Program</b>
-------------	--

**Objective of the program :**

This program aims to contribute to setting up strategies and plans aiming at promoting the level of judicial body and it aims to exchange technical and academic cooperation and experiences between the Institute and the various judicial and legal commissions, institutions and institutes.

**The strategic objective related to the program :**

Contribute to developing the National Integrity System through an effective and independent judiciary.

**Directorates associated with the program :**

The Jordanian Judicial Institute

**Services provided by the program :**

- 1- Contribute to setting up strategies and plans aiming at promoting the level of the Jordanian Judicial body.
- 2- Qualify and upgrade the efficiency of judges and their assistants through ongoing specialized internal and external training and develop their scientific research talent.
- 3- Exchange international technical and academic cooperation and experiences between the Judicial Institute and the Arab and international judicial and rights organizations, commissions and institutes.
- 4- Select the outstanding students from the general secondary students and law colleges graduates from both genders as per transparent and declared principles and standards and prepare them to become judges with the highest degrees of professional and legal competence.

**Staff working in the program :**

The program is implemented through a functional staff in 2015 estimated with ( 12 ) staff, including ( 6 ) males and ( 6 ) females .

**Performance Measurement Indicators for Program**

Performance Measurement Indicator		Base Year	Value	Actual value	Target Value	First Self Evaluation	Target Value		
				2014	2015	2015	2016	2017	2018
1	Number of judges who received specialized training annually	2013	100	100	600	600	600	600	600
2	Percentage of judges who received training of not less than 12 training hours with the exception of higher degree judges	2013	%13	%38	%80	%69	%69	%69	%69
3	Number of specialized training courses held annually by the Judicial Institute	2013	6	46	65	75	87	87	87

**Appropriations Of Enhance and qualify judges capacities (Judicial Institute formerly) Program as Per Activities and Proj ( In JDs )**

Activities and Projects		Actual	Estimated	Re-estimated	Estimated	Indicative	
		2014	2015	2015	2016	2017	2018
<b>Current Expenditures</b>		<b>400,386</b>	<b>390,500</b>	<b>390,500</b>	<b>430,000</b>	<b>443,000</b>	<b>457,000</b>
601	Judges Training	400,386	390,500	390,500	430,000	443,000	457,000
<b>Capital Expenditures</b>		<b>71,070</b>	<b>75,000</b>	<b>60,000</b>	<b>105,000</b>	<b>105,000</b>	<b>105,000</b>
001	Judges Capacities Enhancement and Qualification Program	40,000	35,000	35,000	100,000	100,000	100,000
003	Judges of the Future	31,070	40,000	25,000	5,000	5,000	5,000
<b>Program / Treasury</b>		<b>71,070</b>	<b>75,000</b>	<b>60,000</b>	<b>105,000</b>	<b>105,000</b>	<b>105,000</b>
<b>Total Program</b>		<b>471,456</b>	<b>465,500</b>	<b>450,500</b>	<b>535,000</b>	<b>548,000</b>	<b>562,000</b>



**Budget Chapter 1101 - Ministry of Justice Distributed According to the Program**

1815

Improvement and continued modernization of the Justice environment Program

Objective of the program :

This program aims to improve the infrastructure of courts through preparing model courts, facilitate provided services and simplify procedures to obtain the satisfaction of service recipients through service computerization.

The strategic objective related to the program :

Contribute to upgrading the efficiency and effectiveness of the justice sector institutions.

Directorates associated with the program :

1- Buildings and Projects Directorate  
2- IT Management Directorate  
3- Policies and Institutional Development Directorate  
4- Administrative Affairs Directorate  
5- Courts and Affiliated Departments

Services provided by the program :

1- Improve the provided services and simplify procedures to obtain the satisfaction of service recipients through services computerization.  
2- Facilitate referring to transactions by archiving them.  
3- Provide infrastructure for courts through establishing modern justice houses equipped with all modern techniques and services.

Staff working in the program :

The program is implemented through the Ministry's staff.

Performance Measurement Indicators for Program

Performance Measurement Indicator		Base Year	Value	Actual value	Target Value	First Self Evaluation	Target Value		
				2014	2015	2015	2016	2017	2018
1	Number of courts which apply judicial papers notification electronically	2013	2	4	5	8	8	16	16
2	Number of reconciliation courts where execution departments were computerized	2013	2	19	10	30	48	48	48

Appropriations Of Improvement and continued modernization of the Justice environment Program as Per Activities and P<sub>i</sub> ( In JDs

Activities and Projects		Actual	Estimated	Re-estimated	Estimated	Indicative	
		2014	2015	2015	2016	2017	2018
Current Expenditures		0	0	0	0	0	0
Capital Expenditures		266,744	1,100,000	1,000,000	4,055,000	4,420,000	7,720,000
001	Justice Environment Improvement and Continuous Modernization Program Administration Project	266,744	200,000	200,000	305,000	305,000	305,000
007	Establishing and equipping the palace of justice in Maan	0	100,000	100,000	1,450,000	1,400,000	2,500,000
009	Establishing and equipping Jordan Judicial Institute building	0	700,000	700,000	1,450,000	1,400,000	3,000,000
012	Establishing and equipping Amman Appeal Court building	0	100,000	0	0	0	0
013	Upgrading the electronic readiness and developing infrastructure of computerization projects	0	0	0	350,000	365,000	850,000
014	Issuance of New Version of Mizan System Project	0	0	0	150,000	250,000	250,000
015	Electronic archiving Project	0	0	0	250,000	300,000	415,000
016	Establishing the palace of justice building in Aqaba	0	0	0	100,000	400,000	400,000
Program / Treasury		266,744	1,100,000	1,000,000	4,055,000	4,420,000	7,720,000
Total Program		266,744	1,100,000	1,000,000	4,055,000	4,420,000	7,720,000

**Budget Chapter 1101 - Ministry of Justice Distributed According to the Program**

1820	Criminal Justice and development of legislation Program								
<u>Objective of the program :</u>									
This program aims to develop legislation and the criminal justice bylaw to provide guarantees for fair trial and human rights and keep up with the local, regional and international developments and changes.									
<u>The strategic objective related to the program :</u>									
Contribute to developing and updating the legislation and laws system in justice institutions, facilitate access to justice, contribute to enhancing the trust of society in the judiciary and improve its legal culture.									
<u>Directorates associated with the program :</u>									
1- Legal Affairs Directorate 2- International Cooperation Directorate. 3- Human Rights and Family Affairs Directorate 4- Reform and Re-habilitation Centers Unit									
<u>Services provided by the program :</u>									
1- Increase the number of beneficiaries from legal assistance services. 2- Develop and update legislation.									
<u>Staff working in the program :</u>									
The program is implemented through the Ministry's staff.									
Performance Measurement Indicators for Program									
Performance Measurement Indicator		Base Year	Value	Actual value	Target Value	First Self Evaluation	Target Value		
				2014	2015	2015	2016	2017	2018
1	Percentage of reduction of the usage of detention before trial	2013	%2	%2	%5	%5	%7	%10	%11
2	Percentage of increase in the number of qualified persons benefiting from legal assistance services support	2013	%2	%2	%5	%5	%10	%15	%16
Appropriations Of Criminal Justice and development of legislation Program as Per Activities and Projects. ( In JDs									
Activities and Projects		Actual 2014	Estimated 2015	Re-estimated 2015	Estimated 2016	Indicative 2017 2018			
Current Expenditures		0	0	0	0	0	0		
Capital Expenditures		122,003	90,000	90,000	150,000	250,000	350,000		
001	Legal Assistance	64,975	40,000	40,000	100,000	200,000	300,000		
002	Reform justice for juveniles	20,000	15,000	15,000	15,000	15,000	15,000		
003	Alternative punishments	12,092	15,000	15,000	15,000	15,000	15,000		
004	Developing and updating legislation	24,936	10,000	10,000	10,000	10,000	10,000		
005	Equipping the infrastructures of juveniles' courts	0	10,000	10,000	10,000	10,000	10,000		
Program / Treasury		122,003	90,000	90,000	150,000	250,000	350,000		
Total Program		122,003	90,000	90,000	150,000	250,000	350,000		

## Capital Expenditures Distributed According to Governorates

Chapter : 1101 Ministry of Justice

( In JDs )

Governorate		Actual 2014	Estimated 2015	Re-estimated 2015	Estimated 2016	Indicative 2017	Indicative 2018
11	Center	7307573	3095000	3080000	1220000	1485000	2185000
21	Irbid Governorate	0	800000	800000	894000	915000	940000
22	Mafraq Governorate	0	400000	400000	270000	280000	310000
23	Jarash Governorate	0	130000	130000	215000	220000	225000
24	Ajloun Governorate	499999	230000	230000	315000	335000	360000
31	Amman Governorate	0	1250000	1150000	2950000	3000000	4890000
32	Balqa' Governorate	0	180000	180000	336000	360000	380000
33	Zarqa Governorate	849999	575000	575000	980000	800000	825000
34	Ma'daba Governorate	499999	305000	305000	485000	495000	505000
41	Karak Governorate	0	155000	155000	780000	805000	830000
42	Ma'an Governorate	0	275000	275000	1930000	1895000	3005000
43	Tafilah Governorate	0	175000	175000	240000	250000	260000
44	Aqaba Governorate	0	160000	160000	395000	720000	745000
Total		9157570	7730000	7615000	11010000	11560000	15460000

**Vision** A distinctive and efficient institution that supports the independence of the judiciary and dominance of law, complements the national efforts and is enhanced by the community's confidence

**Mission** Contributing to creating a fair and transparent judicial environment, drawing modern policies and legislative frameworks to efficiently develop the process of litigation and legal support to ensure protecting and maintaining the rights and freedoms of citizens, facilitating access to justice, strengthening the partnership with local and international agencies through consolidating a modern institutional structure and providing qualified specialized cadres

**Legal Framework :** Administrative Organization Bylaw for the Ministry of Justice No. (66) for the year 2004, and Regular Courts Formation Law for the year 2001

Strategic Objectives for Ministry / Department Performance Indicators										
Strategic Objectives Description	Performance Measurement Indicators		Base Value		Actual Value	Target Value	Initial Internal Evaluation	Target Value		
			Base Year	Value	2014	2015	2015	2016	2017	2018
1 - To contribute to developing the National Integrity System through effective and independent judiciary	1	Jordan's rank in the judiciary independence indicator	2013	144/48	144/46	144/44	144/44	144/44	144/42	145/42
	2	Number of annual specialized training courses	2013	21	47	65	91	85	85	85
	3	Number of judges who were trained on child and women cases	2013	10	44	17	50	50	50	50
2 - To contribute to developing and updating the legislation and laws system in justice institutions, facilitate access to justice, contribute to enhancing the trust of the community in the judiciary and improve its legal culture	1	Number of developed and updated pieces of legislation and laws	2013	10	23	25	8	3	3	4
3 - To enhance institutionalization and consolidate the culture of excellence	1	Results and ranking of the Ministry of Justice in King Abdullah II Award for Excellence	2013	100/26.2	100/26.2	100/40	100/30	100/30	100/40	100/45
	2	Percentage of employees who were trained to the total employees	2013	%14	%42	%15	%50	%53	%53	%53
4 - To contribute to upgrading the efficiency and effectiveness of the justice sector institutions	1	Average litigation period of rights reconciliation lawsuits (day)	2013	196	202	190	195	190	188	186
	2	Average litigation period in rights first instance lawsuits (day)	2013	314	317	270	300	295	290	287

**Programs that achieve Strategic Objectives / Performance Indicators**

Programs		Description of Performance Indicators		Base Value		Actual Value	Target Value	Initial Internal Evaluation	Target Value		
				Base Year	Value	2014	2015	2015	2016	2017	2018
1801	Administration and Support Services	1	Number of legal consultations provided by the Ministry to government institutions and departments	2013	450	648	650	398	400	420	430
		2	Number of training courses to the Ministry of Justice employees	2013	70	198	150	197	200	200	200
		3	Number of employees who participated in training courses	2013	444	2118	2300	2459	2300	2300	2300
1805	Judicial Services Improvement ( formerly Regular Judiciary )	1	Number of appointments according to the new procedures and standards	2013	163	76	60	30	30	71	71
		2	Number of judges transferred or seconded to new specializations	2013	281	171	500	238	250	260	270
1810	Enhance and qualify judges capacities (Judicial Institute formerly)	1	Number of judges who received specialized training annually	2013	100	100	600	600	600	600	600
		2	Percentage of judges who received training of not less than 12 training hours with the exception of higher degree judges	2013	%13	%38	%80	%69	%69	%69	%69
		3	Number of specialized training courses held annually by the Judicial Institute	2013	6	46	65	75	87	87	87
1815	Improvement and continued modernization of the Justice environment	1	Number of courts which apply judicial papers notification electronically	2013	2	4	5	8	8	16	16
		2	Number of reconciliation courts where execution departments were computerized	2013	2	19	10	30	48	48	48
1820	Criminal Justice and development of legislation	1	Percentage of reduction of the usage of detention before trial	2013	%2	%2	%5	%5	%7	%10	%11
		2	Percentage of increase in the number of qualified persons benefiting from legal assistance services support	2013	%2	%2	%5	%5	%10	%15	%16

Programs Appropriations								
Programs			Actual	Estimated	Re-estimated	Estimated	Indicative	Indicative
			2014	2015	2015	2016	2017	2018
1801	Administration and Support Services	Current	25275171	27016500	26675000	28497000	29485000	30485000
		Capital	5847166	5900000	5900000	6000000	6300000	6800000
		Total	31122337	32916500	32575000	34497000	35785000	37285000
1805	Judicial Services Improvement ( formerly Regular Judiciary )	Current	20747583	21985000	21786500	22902000	23475000	23894000
		Capital	2850587	565000	565000	700000	485000	485000
		Total	23598170	22550000	22351500	23602000	23960000	24379000
1810	Enhance and qualify judges capacities (Judicial Institute formerly)	Current	400386	390500	390500	430000	443000	457000
		Capital	71070	75000	60000	105000	105000	105000
		Total	471456	465500	450500	535000	548000	562000
1815	Improvement and continued modernization of the Justice environmen	Current	0	0	0	0	0	0
		Capital	266744	1100000	1000000	4055000	4420000	7720000
		Total	266744	1100000	1000000	4055000	4420000	7720000
1820	Criminal Justice and development of legislation	Current	0	0	0	0	0	0
		Capital	122003	90000	90000	150000	250000	350000
		Total	122003	90000	90000	150000	250000	350000
		Total of Current	46423140	49392000	48852000	51829000	53403000	54836000
		Total of Capital	9157570	7730000	7615000	11010000	11560000	15460000
		Total of Chapter	55580710	57122000	56467000	62839000	64963000	70296000

Current Activities Appropriations According to Program								
Prog.	Activities		Actual	Estimated	Re-estimated	Estimated	Indicative	Indicative
			2014	2015	2015	2016	2017	2018
1805	601	Regular Litigation	20747583	21985000	21786500	22902000	23475000	23894000
		Total of Program	20747583	21985000	21786500	22902000	23475000	23894000
1810	601	Judges Training	400386	390500	390500	430000	443000	457000
		Total of Program	400386	390500	390500	430000	443000	457000
1801	601	Administrative and Support Services	25275171	27016500	26675000	28497000	29485000	30485000
		Total of Program	25275171	27016500	26675000	28497000	29485000	30485000
		Total	46423140	49392000	48852000	51829000	53403000	54836000

## Capital Projects Appropriations According to Program

Prog.	Projects		Actual	Estimated	Re-estimated	Estimated	Indicative	Indicative
			2014	2015	2015	2016	2017	2018
1805	001	Judiciary Work Development Program Administration Project	554986	450000	450000	485000	485000	485000
	002	Courthouse air-conditioning system	445604	0	0	0	0	0
	008	Establishing the palace of justice building in Madaba	499999	5000	5000	5000	0	0
	009	Establishing the palace of justice building in Zarga	599999	5000	5000	5000	0	0
	010	Establishing the palace of justice building in Russaifa	250000	100000	100000	200000	0	0
	011	Establishing the palace of justice building in Ajloun	499999	5000	5000	5000	0	0
		Total of Program	2850587	565000	565000	700000	485000	485000
1810	001	Judges Capacities Enhancement and Qualification Program Administration Project	40000	35000	35000	100000	100000	100000
	003	Judges of the Future	31070	40000	25000	5000	5000	5000
		Total of Program	71070	75000	60000	105000	105000	105000
1820	001	Legal Assistance	64975	40000	40000	100000	200000	300000
	002	Reform justice for juveniles	20000	15000	15000	15000	15000	15000
	003	Alternative punishments	12092	15000	15000	15000	15000	15000
	004	Developing and updating legislation	24936	10000	10000	10000	10000	10000
	005	Equipping the infrastructures of juveniles' courts	0	10000	10000	10000	10000	10000
		Total of Program	122003	90000	90000	150000	250000	350000
1801	001	Capacities Building Project	5847166	5900000	5900000	6000000	6300000	6800000
		Total of Program	5847166	5900000	5900000	6000000	6300000	6800000
1815	001	Justice Environment Improvement and Continuous Modernization Program Administration Project	266744	200000	200000	305000	305000	305000
	007	Establishing and equipping the palace of justice in Maan	0	100000	100000	1450000	1400000	2500000
	009	Establishing and equipping Jordan Judicial Institute building	0	700000	700000	1450000	1400000	3000000
	012	Establishing and equipping Amman Appeal Court building	0	100000	0	0	0	0
	013	Upgrading the electronic readiness and developing infrastructure of computerization projects	0	0	0	350000	365000	850000
	014	Issuance of New Version of Mizan System Project	0	0	0	150000	250000	250000
	015	Electronic archiving Project	0	0	0	250000	300000	415000
	016	Establishing the palace of justice building in Aqaba	0	0	0	100000	400000	400000
		Total of Program	266744	1100000	1000000	4055000	4420000	7720000
	Total	9157570	7730000	7615000	11010000	11560000	15460000	

# Overall Summary of Current Expenditures for the Years 2014 - 2018

**Chapter: 1101 Ministry of Justice**

( In JDs )

Group	Item	Description	Actual 2014	Estimated 2015	Re-estimated 2015	Estimated 2016	Indicative 2017	Indicative 2018
<b>21</b>		<b>Compensations of Employees</b>						
<b>2111</b>		<b>Salaries, Wages and Allowances</b>						
	101	Classified Employees	9165941	9752500	9635500	10041000	10306100	10467200
	102	Unclassified Employees	7735264	8079500	8061000	8126000	8327900	8529000
	103	Comprehensive Contract Employees	20073	28000	28000	65000	70000	75000
	105	Personal Cost of Living Allowance	8319442	8704000	8658000	9369000	9670000	9970000
	106	Family Cost of Living Allowance	595446	728000	682000	692000	732000	772000
	110	Overtime Allowance	65020	100000	100000	110000	110000	110000
	111	Additional Allowance	2278153	2467000	2448000	2610000	2710000	2810000
	112	Other Allowances	9157493	9540000	9512000	9690000	9870000	10000000
	113	Transportation Allowance	957700	996000	958000	1287000	1357000	1427800
	114	Transport Allowance	768464	802000	777500	849000	880000	910000
	115	Field Visit Allowance	104263	90000	90000	120000	140000	160000
	116	Employees' Bonuses	387696	100000	100000	120000	120000	120000
	120	Contract Employees	0	235000	235000	450000	500000	550000
<b>Total</b>			<b>39554955</b>	<b>41622000</b>	<b>41285000</b>	<b>43529000</b>	<b>44793000</b>	<b>45901000</b>
<b>2121</b>		<b>Social Security Contributions</b>						
	301	Social Security	1810929	2020000	2007000	2090000	2150000	2225000
<b>Total</b>			<b>1810929</b>	<b>2020000</b>	<b>2007000</b>	<b>2090000</b>	<b>2150000</b>	<b>2225000</b>
<b>22</b>		<b>Use of Goods and Services</b>						
<b>2211</b>		<b>Use of Goods and Services</b>						
	201	Rents	629756	745000	745000	1000000	1000000	1000000
	202	Telecommunications Services	354999	355000	355000	358000	368000	378000
	203	Water	78821	87000	87000	95000	100000	107000
	204	Electricity	1276000	1520000	1520000	1750000	1856000	1937000
	205	Fuels	351141	468000	280000	300000	300000	300000
	206	Maintenance of Machines, furniture and accessories	135506	210000	209000	220000	231000	242000
	207	Maintenance of vehicles, equipment and accessories	58152	64000	63000	67000	68000	74000
	208	Repair and maintenance of buildings and accessories	11998	14000	14000	20000	23000	26000
	209	Office Supplies, publications and various stationery	387137	412000	412000	425000	441000	467000
	210	Substances and raw materials (medicines, clothes, food, films, etc..)	19625	32000	32000	35000	37000	39000
	211	Cleaning services and supplies including cleaning contracts	939123	1041000	1041000	1051000	1101000	1159000
	212	Insurance	50554	56000	56000	56000	56000	56000
	213	Official Travel Missions	44766	65000	65000	65000	65000	65000
	214	Goods and services expenses	684567	621000	621000	708000	754000	800000
<b>Total</b>			<b>5022145</b>	<b>5690000</b>	<b>5500000</b>	<b>6150000</b>	<b>6400000</b>	<b>6650000</b>
<b>28</b>		<b>Other Expenditures</b>						
<b>2821</b>		<b>Other Current Expenditures</b>						
	302	Contributions	5022	13000	13000	13000	13000	13000
	303	Scientific scholarships and training courses	354	8000	8000	8000	8000	8000
	305	Non-Employees' Bonuses	29735	39000	39000	39000	39000	39000
<b>Total</b>			<b>35111</b>	<b>60000</b>	<b>60000</b>	<b>60000</b>	<b>60000</b>	<b>60000</b>
<b>Total of Chapter</b>			<b>46423140</b>	<b>49392000</b>	<b>48852000</b>	<b>51829000</b>	<b>53403000</b>	<b>54836000</b>

**Current Expenditures According to Program and Activities for the Years 2014 - 2018**

Chapter : 1101 - Ministry of Justice

(In JDs)

Program : 1801 - Administration and Support Services								
Activity : 601 - Administrative and Support Services								
Group	Item	Description	Actual 2014	Estimated 2015	Re-estimated 2015	Estimated 2016	Indicative 2017	Indicative 2018
<b>21</b>		<b>Compensations of Employees</b>						
<b>2111</b>		Salaries, Wages and Allowances						
	<b>101</b>	<b>Classified Employees</b>	<b>442252</b>	<b>542000</b>	<b>527000</b>	<b>400000</b>	<b>412000</b>	<b>424000</b>
	<b>102</b>	<b>Unclassified Employees</b>	<b>7708523</b>	<b>8035500</b>	<b>8017000</b>	<b>8100000</b>	<b>8300000</b>	<b>8500000</b>
	<b>103</b>	<b>Comprehensive Contract Employees</b>	<b>20073</b>	<b>28000</b>	<b>28000</b>	<b>65000</b>	<b>70000</b>	<b>75000</b>
	<b>105</b>	<b>Personal Cost of Living Allowance</b>	<b>6222451</b>	<b>6299000</b>	<b>6279000</b>	<b>6800000</b>	<b>7000000</b>	<b>7200000</b>
	<b>106</b>	<b>Family Cost of Living Allowance</b>	<b>434960</b>	<b>515000</b>	<b>497000</b>	<b>500000</b>	<b>530000</b>	<b>560000</b>
	<b>110</b>	<b>Overtime Allowance</b>	<b>62418</b>	<b>98000</b>	<b>98000</b>	<b>105000</b>	<b>105000</b>	<b>105000</b>
	<b>111</b>	<b>Additional Allowance</b>	<b>2268718</b>	<b>2455000</b>	<b>2436000</b>	<b>2600000</b>	<b>2700000</b>	<b>2800000</b>
	<b>113</b>	<b>Transportation Allowance</b>	<b>359973</b>	<b>376000</b>	<b>350000</b>	<b>500000</b>	<b>550000</b>	<b>600000</b>
	<b>114</b>	<b>Transport Allowance</b>	<b>739086</b>	<b>762000</b>	<b>740000</b>	<b>800000</b>	<b>820000</b>	<b>840000</b>
	<b>115</b>	<b>Field Visit Allowance</b>	<b>104263</b>	<b>90000</b>	<b>90000</b>	<b>120000</b>	<b>140000</b>	<b>160000</b>
	<b>116</b>	<b>Employees' Bonuses</b>	<b>237880</b>	<b>47000</b>	<b>47000</b>	<b>57000</b>	<b>57000</b>	<b>57000</b>
	<b>120</b>	<b>Contract Employees</b>	<b>0</b>	<b>235000</b>	<b>235000</b>	<b>450000</b>	<b>500000</b>	<b>550000</b>
<b>Total</b>			<b>18600597</b>	<b>19482500</b>	<b>19344000</b>	<b>20497000</b>	<b>21184000</b>	<b>21871000</b>
<b>2121</b>		Social Security Contributions						
	<b>301</b>	<b>Social Security</b>	<b>1806975</b>	<b>2010000</b>	<b>1997000</b>	<b>2079000</b>	<b>2138000</b>	<b>2211000</b>
<b>Total</b>			<b>1806975</b>	<b>2010000</b>	<b>1997000</b>	<b>2079000</b>	<b>2138000</b>	<b>2211000</b>
<b>22</b>		<b>Use of Goods and Services</b>						
<b>2211</b>		Use of Goods and Services						
	<b>201</b>	<b>Rents</b>	<b>568757</b>	<b>684000</b>	<b>684000</b>	<b>900000</b>	<b>900000</b>	<b>900000</b>
	<b>202</b>	<b>Telecommunications Services</b>	<b>348999</b>	<b>348000</b>	<b>348000</b>	<b>350000</b>	<b>360000</b>	<b>370000</b>
	<b>203</b>	<b>Water</b>	<b>77380</b>	<b>84000</b>	<b>84000</b>	<b>90000</b>	<b>95000</b>	<b>100000</b>
	<b>204</b>	<b>Electricity</b>	<b>1258000</b>	<b>1496000</b>	<b>1496000</b>	<b>1725000</b>	<b>1830000</b>	<b>1910000</b>
	<b>205</b>	<b>Fuels</b>	<b>339147</b>	<b>455000</b>	<b>267000</b>	<b>287000</b>	<b>287000</b>	<b>287000</b>
	000	Fuels	339147	0	0	0	0	0
	001	Heating	0	152000	112000	50000	50000	50000
	002	Saloon vehicles	0	303000	155000	237000	237000	237000
	<b>206</b>	<b>Maintenance of Machines, furniture and accessories</b>	<b>129582</b>	<b>203000</b>	<b>202000</b>	<b>210000</b>	<b>220000</b>	<b>230000</b>
	<b>207</b>	<b>Maintenance of vehicles, equipment and accessories</b>	<b>56095</b>	<b>58000</b>	<b>57000</b>	<b>60000</b>	<b>60000</b>	<b>65000</b>
	<b>208</b>	<b>Repair and maintenance of buildings and accessories</b>	<b>6999</b>	<b>8000</b>	<b>8000</b>	<b>10000</b>	<b>12000</b>	<b>14000</b>
	<b>209</b>	<b>Office Supplies, publications and various stationery</b>	<b>380522</b>	<b>402000</b>	<b>402000</b>	<b>410000</b>	<b>425000</b>	<b>450000</b>
	<b>210</b>	<b>Substances and raw materials (medicines, clothes, food, films, etc..)</b>	<b>8655</b>	<b>20000</b>	<b>20000</b>	<b>20000</b>	<b>21000</b>	<b>22000</b>
	<b>211</b>	<b>Cleaning services and supplies including cleaning contracts</b>	<b>939122</b>	<b>1040000</b>	<b>1040000</b>	<b>1050000</b>	<b>1100000</b>	<b>1158000</b>
	<b>212</b>	<b>Insurance</b>	<b>50554</b>	<b>55000</b>	<b>55000</b>	<b>55000</b>	<b>55000</b>	<b>55000</b>
	<b>213</b>	<b>Official Travel Missions</b>	<b>29840</b>	<b>46000</b>	<b>46000</b>	<b>46000</b>	<b>46000</b>	<b>46000</b>
	<b>214</b>	<b>Goods and services expenses</b>	<b>664581</b>	<b>600000</b>	<b>600000</b>	<b>683000</b>	<b>727000</b>	<b>771000</b>
<b>Total</b>			<b>4858233</b>	<b>5499000</b>	<b>5309000</b>	<b>5896000</b>	<b>6138000</b>	<b>6378000</b>
<b>28</b>		<b>Other Expenditures</b>						
<b>2821</b>		Other Current Expenditures						
	<b>302</b>	<b>Contributions</b>	<b>5022</b>	<b>13000</b>	<b>13000</b>	<b>13000</b>	<b>13000</b>	<b>13000</b>
	<b>303</b>	<b>Scientific scholarships and training courses</b>	<b>354</b>	<b>8000</b>	<b>8000</b>	<b>8000</b>	<b>8000</b>	<b>8000</b>
	<b>305</b>	<b>Non-Employees' Bonuses</b>	<b>3990</b>	<b>4000</b>	<b>4000</b>	<b>4000</b>	<b>4000</b>	<b>4000</b>
<b>Total</b>			<b>9366</b>	<b>25000</b>	<b>25000</b>	<b>25000</b>	<b>25000</b>	<b>25000</b>
<b>Total of Activity</b>			<b>25275171</b>	<b>27016500</b>	<b>26675000</b>	<b>28497000</b>	<b>29485000</b>	<b>30485000</b>
<b>Total of Program</b>			<b>25275171</b>	<b>27016500</b>	<b>26675000</b>	<b>28497000</b>	<b>29485000</b>	<b>30485000</b>



**Current Expenditures According to Program and Activities for the Years 2014 - 2018**

Chapter : 1101 - Ministry of Justice

(In JDs)

Program : 1805 - Judicial Services Improvement ( formerly Regular Judiciary )								
Activity : 601 - Regular Litigation								
Group	Item	Description	Actual 2014	Estimated 2015	Re-estimated 2015	Estimated 2016	Indicative 2017	Indicative 2018
<b>21</b>		<b>Compensations of Employees</b>						
<b>2111</b>		Salaries, Wages and Allowances						
	<b>101</b>	<b>Classified Employees</b>	<b>8719475</b>	<b>9204000</b>	<b>9102000</b>	<b>9638000</b>	<b>9891000</b>	<b>10040000</b>
	<b>105</b>	<b>Personal Cost of Living Allowance</b>	<b>2076921</b>	<b>2370000</b>	<b>2344000</b>	<b>2550000</b>	<b>2650000</b>	<b>2750000</b>
	<b>106</b>	<b>Family Cost of Living Allowance</b>	<b>158686</b>	<b>209000</b>	<b>181000</b>	<b>190000</b>	<b>200000</b>	<b>210000</b>
	<b>112</b>	<b>Other Allowances</b>	<b>9157493</b>	<b>9540000</b>	<b>9512000</b>	<b>9690000</b>	<b>9870000</b>	<b>10000000</b>
	<b>113</b>	<b>Transportation Allowance</b>	<b>594576</b>	<b>614000</b>	<b>602000</b>	<b>779000</b>	<b>799000</b>	<b>819000</b>
	<b>114</b>	<b>Transport Allowance</b>	<b>25506</b>	<b>33000</b>	<b>30500</b>	<b>40000</b>	<b>50000</b>	<b>60000</b>
<b>Total</b>			<b>20732657</b>	<b>21970000</b>	<b>21771500</b>	<b>22887000</b>	<b>23460000</b>	<b>23879000</b>
<b>22</b>		<b>Use of Goods and Services</b>						
<b>2211</b>		Use of Goods and Services						
	<b>213</b>	<b>Official Travel Missions</b>	<b>14926</b>	<b>15000</b>	<b>15000</b>	<b>15000</b>	<b>15000</b>	<b>15000</b>
<b>Total</b>			<b>14926</b>	<b>15000</b>	<b>15000</b>	<b>15000</b>	<b>15000</b>	<b>15000</b>
<b>Total of Activity</b>			<b>20747583</b>	<b>21985000</b>	<b>21786500</b>	<b>22902000</b>	<b>23475000</b>	<b>23894000</b>
<b>Total of Program</b>			<b>20747583</b>	<b>21985000</b>	<b>21786500</b>	<b>22902000</b>	<b>23475000</b>	<b>23894000</b>

**Current Expenditures According to Program and Activities for the Years 2014 - 2018**

Chapter : 1101 - Ministry of Justice

(In JDs)

Program : 1810 - Enhance and qualify judges capacities (Judicial Institute formerly)								
Activity : 601 - Judges Training								
Group	Item	Description	Actual 2014	Estimated 2015	Re-estimated 2015	Estimated 2016	Indicative 2017	Indicative 2018
<b>21</b>		<b>Compensations of Employees</b>						
<b>2111</b>		Salaries, Wages and Allowances						
	<b>101</b>	<b>Classified Employees</b>	<b>4214</b>	<b>6500</b>	<b>6500</b>	<b>3000</b>	<b>3100</b>	<b>3200</b>
	<b>102</b>	<b>Unclassified Employees</b>	<b>26741</b>	<b>44000</b>	<b>44000</b>	<b>26000</b>	<b>27900</b>	<b>29000</b>
	<b>105</b>	<b>Personal Cost of Living Allowance</b>	<b>20070</b>	<b>35000</b>	<b>35000</b>	<b>19000</b>	<b>20000</b>	<b>20000</b>
	<b>106</b>	<b>Family Cost of Living Allowance</b>	<b>1800</b>	<b>4000</b>	<b>4000</b>	<b>2000</b>	<b>2000</b>	<b>2000</b>
	<b>110</b>	<b>Overtime Allowance</b>	<b>2602</b>	<b>2000</b>	<b>2000</b>	<b>5000</b>	<b>5000</b>	<b>5000</b>
	<b>111</b>	<b>Additional Allowance</b>	<b>9435</b>	<b>12000</b>	<b>12000</b>	<b>10000</b>	<b>10000</b>	<b>10000</b>
	<b>113</b>	<b>Transportation Allowance</b>	<b>3151</b>	<b>6000</b>	<b>6000</b>	<b>8000</b>	<b>8000</b>	<b>8800</b>
	<b>114</b>	<b>Transport Allowance</b>	<b>3872</b>	<b>7000</b>	<b>7000</b>	<b>9000</b>	<b>10000</b>	<b>10000</b>
	<b>116</b>	<b>Employees' Bonuses</b>	<b>149816</b>	<b>53000</b>	<b>53000</b>	<b>63000</b>	<b>63000</b>	<b>63000</b>
<b>Total</b>			<b>221701</b>	<b>169500</b>	<b>169500</b>	<b>145000</b>	<b>149000</b>	<b>151000</b>
<b>2121</b>		Social Security Contributions						
	<b>301</b>	<b>Social Security</b>	<b>3954</b>	<b>10000</b>	<b>10000</b>	<b>11000</b>	<b>12000</b>	<b>14000</b>
<b>Total</b>			<b>3954</b>	<b>10000</b>	<b>10000</b>	<b>11000</b>	<b>12000</b>	<b>14000</b>
<b>22</b>		<b>Use of Goods and Services</b>						
<b>2211</b>		Use of Goods and Services						
	<b>201</b>	<b>Rents</b>	<b>60999</b>	<b>61000</b>	<b>61000</b>	<b>100000</b>	<b>100000</b>	<b>100000</b>
	<b>202</b>	<b>Telecommunications Services</b>	<b>6000</b>	<b>7000</b>	<b>7000</b>	<b>8000</b>	<b>8000</b>	<b>8000</b>
	<b>203</b>	<b>Water</b>	<b>1441</b>	<b>3000</b>	<b>3000</b>	<b>5000</b>	<b>5000</b>	<b>7000</b>
	<b>204</b>	<b>Electricity</b>	<b>18000</b>	<b>24000</b>	<b>24000</b>	<b>25000</b>	<b>26000</b>	<b>27000</b>
	<b>205</b>	<b>Fuels</b>	<b>11994</b>	<b>13000</b>	<b>13000</b>	<b>13000</b>	<b>13000</b>	<b>13000</b>
		000 Fuels	11994	0	0	0	0	0
		001 Heating	0	3000	3000	3000	3000	3000
		002 Saloon vehicles	0	10000	10000	10000	10000	10000
	<b>206</b>	<b>Maintenance of Machines, furniture and accessories</b>	<b>5924</b>	<b>7000</b>	<b>7000</b>	<b>10000</b>	<b>11000</b>	<b>12000</b>
	<b>207</b>	<b>Maintenance of vehicles, equipment and accessories</b>	<b>2057</b>	<b>6000</b>	<b>6000</b>	<b>7000</b>	<b>8000</b>	<b>9000</b>
	<b>208</b>	<b>Repair and maintenance of buildings and accessories</b>	<b>4999</b>	<b>6000</b>	<b>6000</b>	<b>10000</b>	<b>11000</b>	<b>12000</b>
	<b>209</b>	<b>Office Supplies, publications and various stationery</b>	<b>6615</b>	<b>10000</b>	<b>10000</b>	<b>15000</b>	<b>16000</b>	<b>17000</b>
	<b>210</b>	<b>Substances and raw materials (medicines, clothes, food, films, etc..)</b>	<b>10970</b>	<b>12000</b>	<b>12000</b>	<b>15000</b>	<b>16000</b>	<b>17000</b>
	<b>211</b>	<b>Cleaning services and supplies including cleaning contracts</b>	<b>1</b>	<b>1000</b>	<b>1000</b>	<b>1000</b>	<b>1000</b>	<b>1000</b>
	<b>212</b>	<b>Insurance</b>	<b>0</b>	<b>1000</b>	<b>1000</b>	<b>1000</b>	<b>1000</b>	<b>1000</b>
	<b>213</b>	<b>Official Travel Missions</b>	<b>0</b>	<b>4000</b>	<b>4000</b>	<b>4000</b>	<b>4000</b>	<b>4000</b>
	<b>214</b>	<b>Goods and services expenses</b>	<b>19986</b>	<b>21000</b>	<b>21000</b>	<b>25000</b>	<b>27000</b>	<b>29000</b>
<b>Total</b>			<b>148986</b>	<b>176000</b>	<b>176000</b>	<b>239000</b>	<b>247000</b>	<b>257000</b>
<b>28</b>		<b>Other Expenditures</b>						
<b>2821</b>		Other Current Expenditures						
	<b>305</b>	<b>Non-Employees' Bonuses</b>	<b>25745</b>	<b>35000</b>	<b>35000</b>	<b>35000</b>	<b>35000</b>	<b>35000</b>
<b>Total</b>			<b>25745</b>	<b>35000</b>	<b>35000</b>	<b>35000</b>	<b>35000</b>	<b>35000</b>
<b>Total of Activity</b>			<b>400386</b>	<b>390500</b>	<b>390500</b>	<b>430000</b>	<b>443000</b>	<b>457000</b>
<b>Total of Program</b>			<b>400386</b>	<b>390500</b>	<b>390500</b>	<b>430000</b>	<b>443000</b>	<b>457000</b>
<b>Total of Chapter</b>			<b>46423140</b>	<b>49392000</b>	<b>48852000</b>	<b>51829000</b>	<b>53403000</b>	<b>54836000</b>

# Overall Summary of Capital Expenditures for the Years 2014 - 2018

Chapter : 1101 Ministry of Justice

( In JDs )

Group	Item	Description	Actual 2014	Estimated 2015	Re-estimated 2015	Estimated 2016	Indicative 2017	Indicative 2018
		<b>Expenditures</b>						
22		Use of Goods and Services						
2211		Use of Goods and Services						
	510	Buildings and facilities repair and maintenance	257440	200000	200000	300000	300000	300000
	512	Operating and Sustaining Expenditures	6275332	6245000	6230000	6680000	7180000	7895000
		<b>Total</b>	<b>6532772</b>	<b>6445000</b>	<b>6430000</b>	<b>6980000</b>	<b>7480000</b>	<b>8195000</b>
28		<b>Other Expenditures</b>						
2822		Other Capital Expenditures						
	504	Studies, Research and Consultations	57028	40000	40000	40000	40000	40000
		<b>Total</b>	<b>57028</b>	<b>40000</b>	<b>40000</b>	<b>40000</b>	<b>40000</b>	<b>40000</b>
		<b>Fixed Assets</b>						
31		<b>Non-financial Assets</b>						
3111		Buildings and Constructions						
	508	Works and Constructions	1849997	1015000	915000	3215000	3200000	5900000
		<b>Total</b>	<b>1849997</b>	<b>1015000</b>	<b>915000</b>	<b>3215000</b>	<b>3200000</b>	<b>5900000</b>
3112		Devices, Machinery and Equipment						
	505	Equipment, Machines and Devices	667774	230000	230000	725000	790000	1275000
		<b>Total</b>	<b>667774</b>	<b>230000</b>	<b>230000</b>	<b>725000</b>	<b>790000</b>	<b>1275000</b>
3113		<b>Other Fixed Assets</b>						
	511	Equipping and furnishing	49999	0	0	50000	50000	50000
		<b>Total</b>	<b>49999</b>	<b>0</b>	<b>0</b>	<b>50000</b>	<b>50000</b>	<b>50000</b>
		<b>Total of Chapter</b>	<b>9157570</b>	<b>7730000</b>	<b>7615000</b>	<b>11010000</b>	<b>11560000</b>	<b>15460000</b>

# Capital Expenditures According to Program and Projects for the Years 2014 - 2018

Chapter : 1101 Ministry of Justice

( In JDs )

Program 1801 Administration and Support Services								
Project		001 Capacities Building Project *						
Fund Source		102001	Capital (Treasury)					
Group	item	Description	Actual 2014	Estimated 2015	Re-estimated 2015	Estimated 2016	Indicative 2017	Indicative 2018
22		Use of Goods and Services						
2211		Use of Goods and Services						
	512	Operating and Sustaining Expenditures						
	008	Qualifying and training expenses	40000	30000	30000	50000	50000	50000
	011	Capacity building expenses	5629300	5670000	5670000	5700000	6000000	6500000
		Total of Item	5669300	5700000	5700000	5750000	6050000	6550000
31		Non-financial Assets						
3112		Devices, Machinery and Equipment						
	505	Equipment, Machines and Devices						
	001	Computers and accessories	177866	200000	200000	250000	250000	250000
		Total of Item	177866	200000	200000	250000	250000	250000
		Total of Project / Treasury	5847166	5900000	5900000	6000000	6300000	6800000
		Total of Program	5847166	5900000	5900000	6000000	6300000	6800000

\* Administration Project, formerly

# Capital Expenditures According to Program and Projects for the Years 2014 - 2018

Chapter : 1101 Ministry of Justice

( In JDs )

Program 1805 Judicial Services Improvement ( formerly Regular Judiciary )								
Project		001 Judiciary Work Development Program Administration Project						
Fund Source		102001	Capital (Treasury)					
Group	item	Description	Actual 2014	Estimated 2015	Re-estimated 2015	Estimated 2016	Indicative 2017	Indicative 2018
22		Use of Goods and Services						
2211		Use of Goods and Services						
	512	Operating and Sustaining Expenditures						
	014	Archiving and documentation	300000	300000	300000	325000	325000	325000
	118	Payment of claims	0	0	0	100000	100000	100000
	999	n.e.c	169987	130000	130000	0	0	0
		Total of Item	469987	430000	430000	425000	425000	425000
31		Non-financial Assets						
3112		Devices, Machinery and Equipment						
	505	Equipment, Machines and Devices						
	999	n.e.c	35000	20000	20000	10000	10000	10000
		Total of Item	35000	20000	20000	10000	10000	10000
3113		Other Fixed Assets						
	511	Equipping and furnishing						
	006	Furnishing and equipping the buildings and facilities	0	0	0	50000	50000	50000
	999	n.e.c	49999	0	0	0	0	0
		Total of Item	49999	0	0	50000	50000	50000
		Total of Project / Treasury	554986	450000	450000	485000	485000	485000
Project		002 Courthouse air-conditioning system						
Fund Source		102001	Capital (Treasury)					
Group	item	Description	Actual 2014	Estimated 2015	Re-estimated 2015	Estimated 2016	Indicative 2017	Indicative 2018
31		Non-financial Assets						
3112		Devices, Machinery and Equipment						
	505	Equipment, Machines and Devices						
	999	n.e.c	445604	0	0	0	0	0
		Total of Item	445604	0	0	0	0	0
		Total of Project / Treasury	445604	0	0	0	0	0
Project		008 Establishing the palace of justice building in Madaba						
Fund Source		102001	Capital (Treasury)					
Group	item	Description	Actual 2014	Estimated 2015	Re-estimated 2015	Estimated 2016	Indicative 2017	Indicative 2018
31		Non-financial Assets						
3111		Buildings and Constructions						
	508	Works and Constructions						
	013	Miscellaneous buildings construction	499999	5000	5000	5000	0	0
		Total of Item	499999	5000	5000	5000	0	0
		Total of Project / Treasury	499999	5000	5000	5000	0	0
Project		009 Establishing the palace of justice building in Zarqa						
Fund Source		102001	Capital (Treasury)					
Group	item	Description	Actual 2014	Estimated 2015	Re-estimated 2015	Estimated 2016	Indicative 2017	Indicative 2018
31		Non-financial Assets						
3111		Buildings and Constructions						
	508	Works and Constructions						
	013	Miscellaneous buildings construction	599999	5000	5000	5000	0	0
		Total of Item	599999	5000	5000	5000	0	0
		Total of Project / Treasury	599999	5000	5000	5000	0	0

# Capital Expenditures According to Program and Projects for the Years 2014 - 2018

Chapter : 1101 Ministry of Justice

( In JDs )

Program 1805 Judicial Services Improvement ( formerly Regular Judiciary )								
Project		010 Establishing the palace of justice building in Russaifa						
Fund Source		102001	Capital (Treasury)					
Group	item	Description	Actual 2014	Estimated 2015	Re-estimated 2015	Estimated 2016	Indicative 2017	Indicative 2018
31		Non-financial Assets						
3111		Buildings and Constructions						
	508	Works and Constructions						
	013	Miscellaneous buildings construction	250000	100000	100000	200000	0	0
		Total of Item	250000	100000	100000	200000	0	0
		Total of Project / Treasury	250000	100000	100000	200000	0	0
Project		011 Establishing the palace of justice building in Ajloun						
Fund Source		102001	Capital (Treasury)					
Group	item	Description	Actual 2014	Estimated 2015	Re-estimated 2015	Estimated 2016	Indicative 2017	Indicative 2018
31		Non-financial Assets						
3111		Buildings and Constructions						
	508	Works and Constructions						
	013	Miscellaneous buildings construction	499999	5000	5000	5000	0	0
		Total of Item	499999	5000	5000	5000	0	0
		Total of Project / Treasury	499999	5000	5000	5000	0	0
Total of Program			2850587	565000	565000	700000	485000	485000

# Capital Expenditures According to Program and Projects for the Years 2014 - 2018

Chapter : 1101 Ministry of Justice

( In JDs )

Program 1810 Enhance and qualify judges capacities (Judicial Institute formerly)								
Project		001 Judges Capacities Enhancement and Qualification Program Administration Project						
Fund Source		102001	Capital (Treasury)					
Group	item	Description	Actual 2014	Estimated 2015	Re-estimated 2015	Estimated 2016	Indicative 2017	Indicative 2018
22		Use of Goods and Services						
2211		Use of Goods and Services						
	512	Operating and Sustaining Expenditures						
	008	Qualifying and training expenses	40000	35000	35000	100000	100000	100000
	Total of Item		40000	35000	35000	100000	100000	100000
	Total of Project / Treasury		40000	35000	35000	100000	100000	100000
Project		003 Judges of the Future						
Fund Source		102001	Capital (Treasury)					
Group	item	Description	Actual 2014	Estimated 2015	Re-estimated 2015	Estimated 2016	Indicative 2017	Indicative 2018
22		Use of Goods and Services						
2211		Use of Goods and Services						
	512	Operating and Sustaining Expenditures						
	011	Capacity building expenses	31070	40000	25000	5000	5000	5000
	Total of Item		31070	40000	25000	5000	5000	5000
	Total of Project / Treasury		31070	40000	25000	5000	5000	5000
Total of Program			71070	75000	60000	105000	105000	105000

# Capital Expenditures According to Program and Projects for the Years 2014 - 2018

Chapter : 1101 Ministry of Justice

( In JDs )

Program 1815 Improvement and continued modernization of the Justice environment								
Project		001 Justice Environment Improvement and Continuous Modernization Program Administration Project						
Fund Source		102001	Capital (Treasury)					
Group	item	Description	Actual 2014	Estimated 2015	Re-estimated 2015	Estimated 2016	Indicative 2017	Indicative 2018
22		Use of Goods and Services						
2211		Use of Goods and Services						
	510	Buildings and facilities repair and maintenance						
	009	Various buildings repair and renovation	257440	200000	200000	300000	300000	300000
		Total of Item	257440	200000	200000	300000	300000	300000
31		Non-financial Assets						
3112		Devices, Machinery and Equipment						
	505	Equipment, Machines and Devices						
	006	Public safety devices and equipment	9304	0	0	5000	5000	5000
		Total of Item	9304	0	0	5000	5000	5000
		Total of Project / Treasury	266744	200000	200000	305000	305000	305000
Project		007 Establishing and equipping the palace of justice in Maan						
Fund Source		102001	Capital (Treasury)					
Group	item	Description	Actual 2014	Estimated 2015	Re-estimated 2015	Estimated 2016	Indicative 2017	Indicative 2018
31		Non-financial Assets						
3111		Buildings and Constructions						
	508	Works and Constructions						
	013	Miscellaneous buildings construction	0	100000	100000	1450000	1400000	2500000
		Total of Item	0	100000	100000	1450000	1400000	2500000
		Total of Project / Treasury	0	100000	100000	1450000	1400000	2500000
Project		009 Establishing and equipping Jordan Judicial Institute building						
Fund Source		102001	Capital (Treasury)					
Group	item	Description	Actual 2014	Estimated 2015	Re-estimated 2015	Estimated 2016	Indicative 2017	Indicative 2018
31		Non-financial Assets						
3111		Buildings and Constructions						
	508	Works and Constructions						
	013	Miscellaneous buildings construction	0	700000	700000	1450000	1400000	3000000
		Total of Item	0	700000	700000	1450000	1400000	3000000
		Total of Project / Treasury	0	700000	700000	1450000	1400000	3000000
Project		012 Establishing and equipping Amman Appeal Court building						
Fund Source		102001	Capital (Treasury)					
Group	item	Description	Actual 2014	Estimated 2015	Re-estimated 2015	Estimated 2016	Indicative 2017	Indicative 2018
31		Non-financial Assets						
3111		Buildings and Constructions						
	508	Works and Constructions						
	013	Miscellaneous buildings construction	0	100000	0	0	0	0
		Total of Item	0	100000	0	0	0	0
		Total of Project / Treasury	0	100000	0	0	0	0
Project		013 Upgrading the electronic readiness and developing infrastructure of computerization projects						
Fund Source		102001	Capital (Treasury)					
Group	item	Description	Actual 2014	Estimated 2015	Re-estimated 2015	Estimated 2016	Indicative 2017	Indicative 2018
31		Non-financial Assets						
3112		Devices, Machinery and Equipment						
	505	Equipment, Machines and Devices						
	001	Computers and accessories	0	0	0	350000	365000	850000
		Total of Item	0	0	0	350000	365000	850000
		Total of Project / Treasury	0	0	0	350000	365000	850000



# Capital Expenditures According to Program and Projects for the Years 2014 - 2018

Chapter : 1101 Ministry of Justice

( In JDs )

Program 1815 Improvement and continued modernization of the Justice environment								
Project		014 Issuance of New Version of Mizan System Project						
Fund Source		102001	Capital (Treasury)					
Group	item	Description	Actual 2014	Estimated 2015	Re-estimated 2015	Estimated 2016	Indicative 2017	Indicative 2018
22		Use of Goods and Services						
2211		Use of Goods and Services						
	512	Operating and Sustaining Expenditures						
	015	Operating systems and software	0	0	0	50000	100000	100000
		Total of Item	0	0	0	50000	100000	100000
31		Non-financial Assets						
3112		Devices, Machinery and Equipment						
	505	Equipment, Machines and Devices						
	001	Computers and accessories	0	0	0	100000	150000	150000
		Total of Item	0	0	0	100000	150000	150000
		Total of Project / Treasury	0	0	0	150000	250000	250000
Project		015 Electronic archiving Project						
Fund Source		102001	Capital (Treasury)					
Group	item	Description	Actual 2014	Estimated 2015	Re-estimated 2015	Estimated 2016	Indicative 2017	Indicative 2018
22		Use of Goods and Services						
2211		Use of Goods and Services						
	512	Operating and Sustaining Expenditures						
	014	Archiving and documentation	0	0	0	250000	300000	415000
		Total of Item	0	0	0	250000	300000	415000
		Total of Project / Treasury	0	0	0	250000	300000	415000
Project		016 Establishing the palace of justice building in Aqaba						
Fund Source		102001	Capital (Treasury)					
Group	item	Description	Actual 2014	Estimated 2015	Re-estimated 2015	Estimated 2016	Indicative 2017	Indicative 2018
31		Non-financial Assets						
3111		Buildings and Constructions						
	508	Works and Constructions						
	013	Miscellaneous buildings construction	0	0	0	100000	400000	400000
		Total of Item	0	0	0	100000	400000	400000
		Total of Project / Treasury	0	0	0	100000	400000	400000
Total of Program			266744	1100000	1000000	4055000	4420000	7720000

# Capital Expenditures According to Program and Projects for the Years 2014 - 2018

Chapter : 1101 Ministry of Justice

( In JDs )

Program 1820 Criminal Justice and development of legislation								
<b>Project</b>		001 Legal Assistance						
<b>Fund Source</b>		102001	<b>Capital (Treasury)</b>					
Group	item	Description	Actual 2014	Estimated 2015	Re-estimated 2015	Estimated 2016	Indicative 2017	Indicative 2018
22		Use of Goods and Services						
2211		Use of Goods and Services						
	512	Operating and Sustaining Expenditures						
	025	Cases and compensations fees	0	0	0	100000	200000	300000
	999	n.e.c	64975	40000	40000	0	0	0
		<b>Total of Item</b>	<b>64975</b>	<b>40000</b>	<b>40000</b>	<b>100000</b>	<b>200000</b>	<b>300000</b>
		<b>Total of Project / Treasury</b>	<b>64975</b>	<b>40000</b>	<b>40000</b>	<b>100000</b>	<b>200000</b>	<b>300000</b>
<b>Project</b>		002 Reform justice for juveniles						
<b>Fund Source</b>		102001	<b>Capital (Treasury)</b>					
Group	item	Description	Actual 2014	Estimated 2015	Re-estimated 2015	Estimated 2016	Indicative 2017	Indicative 2018
28		Other Expenditures						
2822		Other Capital Expenditures						
	504	Studies, Research and Consultations						
	036	Various studies	0	0	0	15000	15000	15000
	999	n.e.c	20000	15000	15000	0	0	0
		<b>Total of Item</b>	<b>20000</b>	<b>15000</b>	<b>15000</b>	<b>15000</b>	<b>15000</b>	<b>15000</b>
		<b>Total of Project / Treasury</b>	<b>20000</b>	<b>15000</b>	<b>15000</b>	<b>15000</b>	<b>15000</b>	<b>15000</b>
<b>Project</b>		003 Alternative punishments						
<b>Fund Source</b>		102001	<b>Capital (Treasury)</b>					
Group	item	Description	Actual 2014	Estimated 2015	Re-estimated 2015	Estimated 2016	Indicative 2017	Indicative 2018
28		Other Expenditures						
2822		Other Capital Expenditures						
	504	Studies, Research and Consultations						
	036	Various studies	0	0	0	15000	15000	15000
	999	n.e.c	12092	15000	15000	0	0	0
		<b>Total of Item</b>	<b>12092</b>	<b>15000</b>	<b>15000</b>	<b>15000</b>	<b>15000</b>	<b>15000</b>
		<b>Total of Project / Treasury</b>	<b>12092</b>	<b>15000</b>	<b>15000</b>	<b>15000</b>	<b>15000</b>	<b>15000</b>
<b>Project</b>		004 Developing and updating legislation						
<b>Fund Source</b>		102001	<b>Capital (Treasury)</b>					
Group	item	Description	Actual 2014	Estimated 2015	Re-estimated 2015	Estimated 2016	Indicative 2017	Indicative 2018
28		Other Expenditures						
2822		Other Capital Expenditures						
	504	Studies, Research and Consultations						
	013	Legal consultations	0	0	0	10000	10000	10000
	999	n.e.c	24936	10000	10000	0	0	0
		<b>Total of Item</b>	<b>24936</b>	<b>10000</b>	<b>10000</b>	<b>10000</b>	<b>10000</b>	<b>10000</b>
		<b>Total of Project / Treasury</b>	<b>24936</b>	<b>10000</b>	<b>10000</b>	<b>10000</b>	<b>10000</b>	<b>10000</b>
<b>Project</b>		005 Equipping the infrastructures of juveniles' courts						
<b>Fund Source</b>		102001	<b>Capital (Treasury)</b>					
Group	item	Description	Actual 2014	Estimated 2015	Re-estimated 2015	Estimated 2016	Indicative 2017	Indicative 2018
31		Non-financial Assets						
3112		Devices, Machinery and Equipment						
	505	Equipment, Machines and Devices						
	023	Various electrical devices and equipment	0	10000	10000	10000	10000	10000
		<b>Total of Item</b>	<b>0</b>	<b>10000</b>	<b>10000</b>	<b>10000</b>	<b>10000</b>	<b>10000</b>
		<b>Total of Project / Treasury</b>	<b>0</b>	<b>10000</b>	<b>10000</b>	<b>10000</b>	<b>10000</b>	<b>10000</b>
<b>Total of Program</b>			<b>122003</b>	<b>90000</b>	<b>90000</b>	<b>150000</b>	<b>250000</b>	<b>350000</b>
<b>Total of Chapter</b>			<b>9157570</b>	<b>7730000</b>	<b>7615000</b>	<b>11010000</b>	<b>11560000</b>	<b>15460000</b>