

Chapter : 1201 Supreme Judge Department

- Creation:** The Supreme Judge Department was established in 1921; Sharia courts in all the various governorates and districts of the Kingdom are affiliated to it. It works according to Supreme Judge Department Organization and Administration Bylaw No. 18 for the year 1993, issued pursuant to Article 120 of the Constitution.
- Vision :** Leading the work of the Supreme Judge Department and Sharia' courts
- Mission:** Achieving justice in the community, preserving the rights of women and children, protecting the family and disseminating the Sharia and legal culture

Tasks of the Ministry / Department:

- Administrative supervision on Sharia courts to secure the course of justice in accordance with the standing Sharia and legal rules
- Secure the courts' needs of material and human resources to achieve their objectives of maintaining the course of justice.
- Supervise taking care of the affairs of orphans and the incapacitated.
- Audit records and tables sent to the Department by the Sharia courts
- Collect and audit the statistics on the work of the Sharia courts and submit the required reports in this regard to HE the Prime Minister.
- Prepare and qualify the staff of the Department.
- Supervise the affairs of the lawyers, grant certificates to practice the profession and investigate the complaints related to them.
- Supervise the affairs of Sharia marriage officials.
- Appointment, transfer and promotion of Sharia judges
- Seconding judges to other than their work or to additional work
- Acceptance of the resignation of judges, placing them on retirement and putting them to trial
- Settle disputes submitted to the Sharia courts in accordance with the applicable legislation.
- Document and register deeds and documents which fall under the functional jurisdiction of the Sharia courts per the provisions of the Constitution.
- Execute the rulings and agreements issued or endorsed by the Sharia courts.
- Raise family awareness and guidance and arrange for agreements and settlements of disputes amicably through the family reform and conciliation offices

Ministry/Department Contribution to the Achievement of the National Objectives:

- Enhance the independence and justice of the judiciary system and continue to activate its role in safeguarding the rights, protecting the families and entrenching social security.

Major Issues and Challenges which face the Ministry / Department:

- The leased buildings are inadequate and insufficient for the functions of Sharia courts.
- Insufficient qualified human resources at the various administrative and technical levels
- Lack of integrated electronic connection between the Department's center and the Sharia courts
- Insufficient financial allocations required to implement the Department's projects, programs and plans

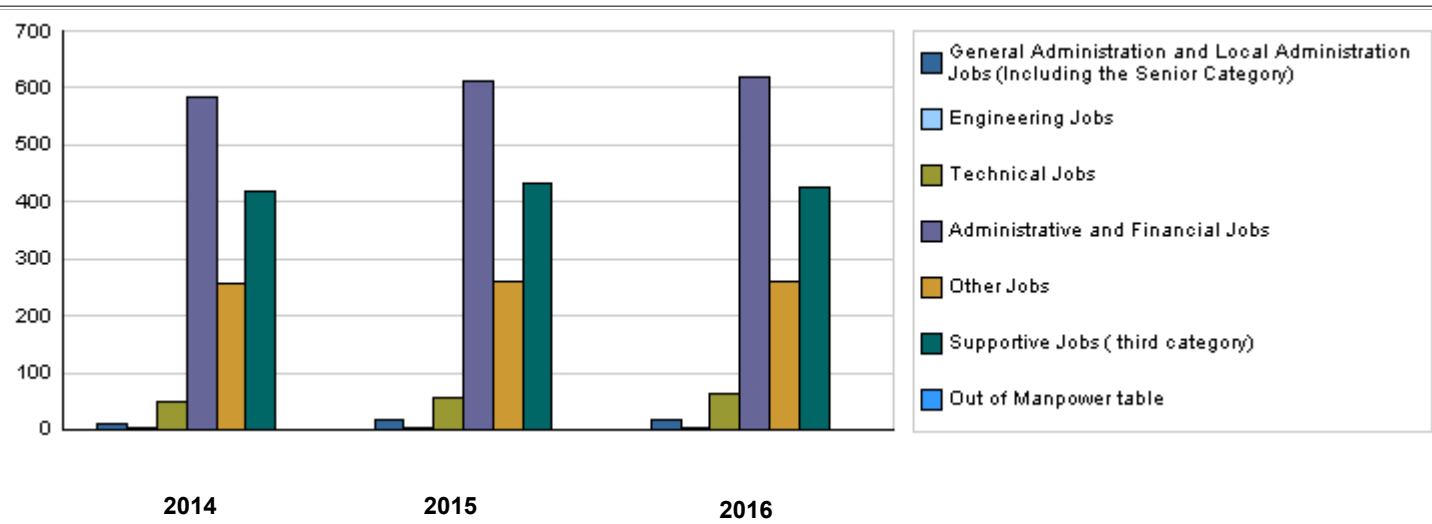
CHAPTER : 1201 Supreme Judge Department

Strategic Objectives and Performance Indicators of the Ministry / Department

Strategic Objective	Performance Indicator	base year	Value	Actual Value	Target Value	Primary Self Evaluation	Target Value		
				2014	2015		2016	2017	2018
1 - To enhance the environment of creativity and excellence	1 Accumulative percentage of the Sharia courts that apply the family card in the executive cases (ATM card)	2015	%2.5	-	%2.5	%5	%25	%55	%100
	2 Percentage of employees who received training to total employees	2014	%11	%11	%15	%13	%15	%20	%25
2 - To enhance trust in the Sharia Legal System	1 Percentage of settlement of cases	2014	%81.6	%81.6	%83	%83	%87	%90	%93
	2 Degree of satisfaction of the recipients of Sharia courts services	2015	%80	-	%80	%80	%82	%84	%86
3 - To enhance the effectiveness and efficiency of performance	1 Reduction of litigation period- day	2014	155	155	145	140	135	130	128
	2 Percentage of Sharia courts which were electronically connected to the Department	2015	%14	-	%14	%14	%43	%71	%100
	3 Number of training programs implemented through the Sharia Judiciary Institute	2015	-	-	-	-	15	20	20

Number of Staff of the Ministry / Department

Group	Job	Actual 2014			Primary 2015			Estimated 2016		
		Male	Female	Total	Male	Female	Total	Male	Female	Total
General Administration and Local Administration Jobs (Including the Senior Category)	Chief Justice	1	0	1	1	0	1	1	0	1
	Sharia Courts Director	1	0	1	1	0	1	1	0	1
	President of Court of Appeal	4	0	4	4	0	4	4	0	4
	President of Higher Court	0	0	0	1	0	1	1	0	1
	Sharia Prosecutor General	0	0	0	1	0	1	1	0	1
	Inspection Director	0	0	0	1	0	1	1	0	1
	Member of Higher Court	0	0	0	4	0	4	4	0	4
	Deputy President of Court of Appeal	4	0	4	4	0	4	4	0	4
Engineering Jobs	Engineering jobs	3	0	3	5	0	5	4	0	4
Technical Jobs	Technical jobs	48	0	48	58	0	58	64	0	64
Administrative and Financial Jobs	Administrative and financial jobs	584	0	584	612	0	612	620	0	620
Other Jobs	Judges	208	0	208	217	0	217	218	0	218
	Notary Public, Inspector	48	0	48	43	0	43	43	0	43
Supportive Jobs (third category)	Supportive jobs (third category)	417	0	417	434	0	434	425	0	425
Total		1318	0	1318	1386	0	1386	1391	0	1391
Out of Manpower table	Out of manpower table	0	0	0	0	0	0	0	0	0
Grand Total		1318	0	1318	1386	0	1386	1391	0	1391
Total Cost of Salaries		9433499	0	9433499	10300000	0	10300000	11434000	0	11434000



Key Information of the Ministry / Department																	
No.	Description	base year	Value	Primary 2015	Estimated 2016												
					Irbid	Mafraq	Jarsh	Ajloun	Amman	Balqa'	Zaraq'	Madaba	Karak	Ma'an	Tafila	Aqaba	Total
1	Number of considered cases	2009	50151	97450	19500	4800	2980	2150	39310	5650	15800	2100	2954	1652	910	1650	99456
2	Number of executive settled cases	2009	1992	74545	17800	3450	2386	2695	19800	3710	17250	2050	2940	715	1690	1190	75676
3	Number of marriage contracts	2009	65027	88450	17980	6895	2800	2200	35780	6980	13890	2900	3500	1700	1102	1400	97127
4	Number of divorce cases	2009	13530	23800	4500	1400	610	380	9800	1400	4600	590	120	400	167	510	24477
5	Number of considered khul' cases	2009	1635	587	25	10	2	3	320	19	62	4	7	1	2	19	474
6	The Department's revenues (thousand JDs)	2009	6787	8240	981	261	186	97	4950	300	996	176	180	94	65	100	8384.5
7	Number of Sharia' courts	2009	63	70	13	5	1	2	18	7	6	2	5	7	3	2	71
8	Number of rehabilitation and family guidance centers	2009	0	9	1	1	1	1	4	1	2	1	1	1	1	1	16
9	Number of staff who received training	2009	38	150	16	3	3	3	119	5	7	2	5	2	2	2	169

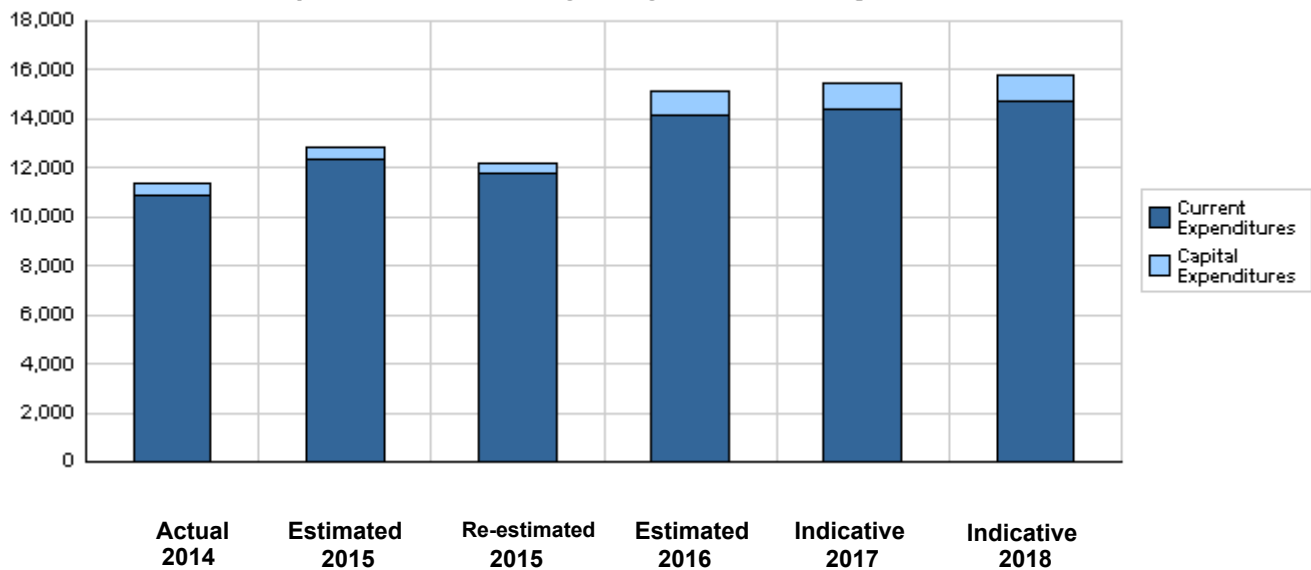
Overall Summary of Expenditures for Chapter 1201- Supreme Judge Department
for the Years 2014 - 2018

(In JDs)

Description		Actual 2014	Estimated 2015	Re-estimated 2015	Estimated 2016	Indicative 2017 2018	
Group	Current Expenditures						
2111	Salaries, Wages and Allowances	8,975,499	10,239,000	9,758,000	10,834,000	11,148,000	11,436,000
2121	Social Security Contributions	458,000	552,000	542,000	600,000	633,000	645,000
2211	Use of Goods and Services	1,036,777	1,200,000	1,140,000	1,300,000	1,275,000	1,275,000
2511	Subsidies to Public Corporations	200,000	275,000	275,000	1,275,000	1,275,000	1,275,000
2821	Other Current Expenditures	179,521	100,000	100,000	110,000	110,000	110,000
3112	Devices, Machinery and Equipment	0	0	0	0	0	0
3113	Other Fixed Assets	0	0	0	0	0	0
Total current expenditures		10,849,797	12,366,000	11,815,000	14,119,000	14,441,000	14,741,000
Capital Expenditures							
2111	Salaries, Wages and Allowances	27,870	30,000	10,000	200,000	200,000	200,000
3141	Lands	0	0	0	0	0	0
3122	Inventories	28,209	15,000	15,000	15,000	5,000	5,000
2822	Other Capital Expenditures	9,962	10,000	2,000	0	0	0
3111	Buildings and Constructions	14,927	0	0	200,000	500,000	500,000
3113	Other Fixed Assets	44,835	40,000	40,000	80,000	50,000	60,000
3112	Devices, Machinery and Equipment	138,240	80,000	40,000	250,000	80,000	70,000
2211	Use of Goods and Services	225,315	300,000	233,000	265,000	205,000	205,000
Total capital expenditures		489,358	475,000	340,000	1,010,000	1,040,000	1,040,000
Treasury		489,358	475,000	340,000	1,010,000	1,040,000	1,040,000
Total current and capital expenditures		11,339,155	12,841,000	12,155,000	15,129,000	15,481,000	15,781,000

(Thousands of JDs)

Graph of the current and capital expenditures for the years 2014 - 2018

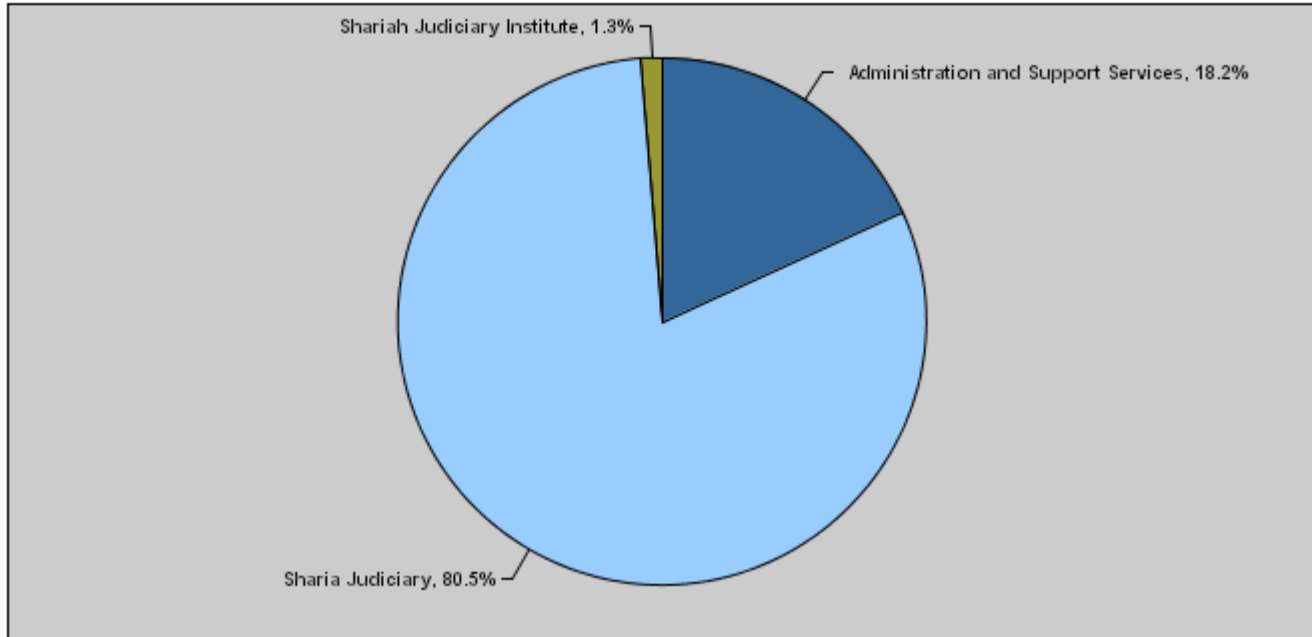


**Budget of Chapter 1201 - Supreme Judge Department
For the Year 2016 Distributed According to Program**

(InJDs)

Prog.	Description	Current Expenditures	Capital Expenditures	Total Expenditures
1901	Administration and Support Services	2,678,000	70,000	2,748,000
1905	Sharia Judiciary	11,293,500	890,000	12,183,500
1910	Shariah Judiciary Institute	147,500	50,000	197,500
Total		14,119,000	1,010,000	15,129,000

Total Expenditures for the Year 2016 Distributed According to Programs



Estimated Allocations for Females distributed according to Programs for the Years 2014 - 2018

Program	2014	2015	2016	2017	2018
1901 Administration and Support Services	0	0	0	0	0
1905 Sharia Judiciary	0	0	0	0	0
1910 Shariah Judiciary Institute	0	0	0	0	0
Total	0	0	0	0	0

Budget Chapter 1201 - Supreme Judge Department Distributed According to the Program

1901	Administration and Support Services Program								
Objective of the program :									
This program serves all the Department's programs through the development and updating of the legislation on all levels, provide the required financial support to implement the activities and prepare the strategic and executive plans for all the directorates and sections of the Department to achieve its objectives.									
The strategic objective related to the program :									
Enhance creativity and excellence environment.									
Directorates associated with the program :									
1- Judges Affairs Directorate 2- Legal Affairs Directorate 3- Financial Affairs Directorate 4- Information Technology and Studies Directorate 5- Human Resources and Institutional Development Directorate 6- Internal Control Unit									
Services provided by the program :									
Develop and update the legislation and secure the required support to implement and follow up the activities of all programs.									
Staff working in the program :									
The program is implemented through a functional staff in 2015 estimated with (270) staff, including (270) males and (0) females .									
Performance Measurement Indicators for Program									
Performance Measurement Indicator		Base Year	Value	Actual value	Target Value	First Self Evaluation	Target Value		
				2014	2015	2015	2016	2017	2018
1	Accumulative percentage of the Sharia courts that apply the family card in the executive cases (ATM)	2015	%2.5	-	%2.5	%5	%25	%55	%100
2	Percentage of employees who received training to total employees	2014	%11	%11	%15	%13	%15	%20	%25
Appropriations Of Administration and Support Services Program as Per Activities and Projects. (In JDs									
Activities and Projects		Actual 2014	Estimated 2015	Re-estimated 2015	Estimated 2016	Indicative 2017 2018			
Current Expenditures		1,964,373	2,711,500	2,641,100	2,678,000	2,767,500		2,907,000	
601	Administrative and Support Services	1,964,373	2,711,500	2,641,100	2,678,000	2,767,500		2,907,000	
Capital Expenditures		44,804	80,000	50,000	70,000	40,000		40,000	
002	Supreme Judge Department building	14,927	0	0	0	0		0	
004	Computerizing Sharia courts/ Department Headquarters	29,877	80,000	50,000	70,000	40,000		40,000	
Program / Treasury		44,804	80,000	50,000	70,000	40,000		40,000	
Total Program		2,009,177	2,791,500	2,691,100	2,748,000	2,807,500		2,947,000	

Budget Chapter 1201 - Supreme Judge Department Distributed According to the Program

1905	Sharia Judiciary Program									
<u>Objective of the program :</u>										
The program aims to enhance the independence of the Sharia Judiciary as per the international judiciary bases and criteria and improve Jordan's rank in the international indicators in the field of judiciary.										
<u>The strategic objective related to the program :</u>										
Enhance confidence in the Sharia judiciary system.										
<u>Directorates associated with the program :</u>										
1- Judicial Inspection Directorate 2- Estates and Minors Affairs Directorate 3- Family Reconciliation Directorate										
<u>Services provided by the program :</u>										
Settle disputes, document rights, divide inheritance among the heirs and control them according to the Civil Status Law.										
<u>Staff working in the program :</u>										
The program is implemented through a functional staff in 2015 estimated with (1098) staff, including (1098) males and (0) females .										
Performance Measurement Indicators for Program										
Performance Measurement Indicator			Base Year	Value	Actual value	Target Value	First Self Evaluation	Target Value		
					2014	2015	2015	2016	2017	2018
1	Percentage of settlement of cases		2014	%81.6	%81.6	%83	%83	%87	%90	%93
2	Degree of satisfaction of recipients of services at the Sharia courts		2015	%80	-	%80	%80	%82	%84	%86
Appropriations Of Sharia Judiciary Program as Per Activities and Projects. (In JDs										
Activities and Projects			Actual 2014	Estimated 2015	Re-estimated 2015	Estimated 2016	Indicative 2017 2018			
Current Expenditures			8,885,424	9,654,500	9,173,900	11,293,500	11,520,000	11,673,500		
601	Sharia Litigation		8,685,424	9,379,500	8,898,900	10,018,500	10,245,000	10,398,500		
602	Joint Fund (Jerusalem Sharia Courts)		200,000	275,000	275,000	275,000	275,000	275,000		
603	Alimony Credit Fund		0	0	0	1,000,000	1,000,000	1,000,000		
Capital Expenditures			444,554	395,000	290,000	890,000	940,000	940,000		
001	Sharia Judiciary Program Administration Project		108,389	120,000	100,000	300,000	100,000	100,000		
004	Family reform and guidance		238,912	175,000	100,000	300,000	250,000	250,000		
007	Re-legislating the establishment of General Prosecution		3,435	0	0	0	0	0		
010	Developing the archiving and filing system/Sharia Courts		13,383	15,000	15,000	15,000	15,000	15,000		
011	Training and sending judges on scholarships/ Sharia Courts		12,030	15,000	15,000	15,000	15,000	15,000		
013	Computerizing Sharia courts/ Sharia courts		68,405	70,000	60,000	60,000	60,000	60,000		
014	Establishing Sharia palace of justice /Aqaba		0	0	0	100,000	250,000	250,000		
016	Establishing Sharia palace of justice /Northern Shouneh		0	0	0	100,000	250,000	250,000		
Program / Treasury			444,554	395,000	290,000	890,000	940,000	940,000		
Total Program			9,329,978	10,049,500	9,463,900	12,183,500	12,460,000	12,613,500		

Budget Chapter 1201 - Supreme Judge Department Distributed According to the Program

1910	Shariah Judiciary Institute Program
-------------	--------------------------------------------

Objective of the program :

The program aims to prepare and qualify the Department's staff to assume judiciary jobs.

The strategic objective related to the program :

Enhance the effectiveness and efficiency of performance.

Directorates associated with the program :

- 1- Judicial Institute Directorate
- 2- Financial Affairs Directorate

Services provided by the program :

Conduct a non-academic qualification program and grant who passes it successfully the Institute diploma and conduct qualification programs specialized in the sharia judiciary.

Staff working in the program :

The program is implemented through a functional staff in 2015 estimated with (18) staff, including (18) males and (0) females .

Performance Measurement Indicators for Program

Performance Measurement Indicator		Base Year	Value	Actual value	Target Value	First Self Evaluation	Target Value		
				2014	2015	2015	2016	2017	2018
1	Number of training programs implemented through the Sharia Judicial Institute	2015	-	-	-	-	15	20	20

Appropriations Of Shariah Judiciary Institute Program as Per Activities and Projects.

(In JDs)

Activities and Projects		Actual 2014	Estimated 2015	Re-estimated 2015	Estimated 2016	Indicative	
						2017	2018
Current Expenditures		0	0	0	147,500	153,500	160,500
601	Shariah Judiciary Institute Program Administration	0	0	0	147,500	153,500	160,500
Capital Expenditures		0	0	0	50,000	60,000	60,000
001	Sustaining Shariah Judicial Institute Project	0	0	0	50,000	60,000	60,000
Program / Treasury		0	0	0	50,000	60,000	60,000
Total Program		0	0	0	197,500	213,500	220,500

Capital Expenditures Distributed According to Governorates

Chapter : 1201 Supreme Judge Department

(In JDs)

Governorate		Actual 2014	Estimated 2015	Re-estimated 2015	Estimated 2016	Indicative 2017	Indicative 2018
11	Center	489358	475000	340000	810000	540000	540000
21	Irbid Governorate	0	0	0	100000	250000	250000
22	Mafraq Governorate	0	0	0	0	0	0
23	Jarash Governorate	0	0	0	0	0	0
24	Ajloun Governorate	0	0	0	0	0	0
31	Amman Governorate	0	0	0	0	0	0
32	Balqa' Governorate	0	0	0	0	0	0
33	Zarqa Governorate	0	0	0	0	0	0
34	Ma'daba Governorate	0	0	0	0	0	0
41	Karak Governorate	0	0	0	0	0	0
42	Ma'an Governorate	0	0	0	0	0	0
43	Tafilah Governorate	0	0	0	0	0	0
44	Aqaba Governorate	0	0	0	100000	250000	250000
Total		489358	475000	340000	1010000	1040000	1040000

Chapter :1201 Supreme Judge Department

Vision Leading the work of the Supreme Judge Department and Sharia' courts

Mission Achieving justice in the community, preserving the rights of women and children, protecting the family and disseminating the Sharia and legal culture

Legal Framework : Bylaw No. (18) for the year 1993 - Supreme Judge Department Organization and Administration Bylaw

Strategic Objectives for Ministry / Department Performance Indicators										
Strategic Objectives Description	Performance Measurement Indicators		Base Value		Actual Value	Target Value	Initial Internal Evaluation	Target Value		
			Base Year	Value						
			2014	2015	2015	2016	2017	2018		
1 - To enhance the environment of creativity and excellence	1	Accumulative percentage of the Sharia courts that apply the family card in the executive cases (ATM card)	2015	%2.5	-	%2.5	%5	%25	%55	%100
	2	Percentage of employees who received training to total employees	2014	%11	%11	%15	%13	%15	%20	%25
2 - To enhance trust in the Sharia Legal System	1	Percentage of settlement of cases	2014	%81.6	%81.6	%83	%83	%87	%90	%93
	2	Degree of satisfaction of the recipients of Sharia courts services	2015	%80	-	%80	%80	%82	%84	%86
3 - To enhance the effectiveness and efficiency of performance	1	Reduction of litigation period- day	2014	155	155	145	140	135	130	128
	2	Percentage of Sharia courts which were electronically connected to the Department	2015	%14	-	%14	%14	%43	%71	%100
	3	Number of training programs implemented through the Sharia Judiciary Institute	2015	-	-	-	-	15	20	20

Programs that achieve Strategic Objectives / Performance Indicators

Programs		Description of Performance Indicators		Base Value		Actual Value	Target Value	Initial Internal Evaluation	Target Value		
				Base Year	Value						
						2014	2015	2015	2016	2017	2018
1901	Administration and Support Services	1	Accumulative percentage of the Sharia courts that apply the family card in the executive cases (ATM)	2015	%2.5	-	%2.5	%5	%25	%55	%100
		2	Percentage of employees who received training to total employees	2014	%11	%11	%15	%13	%15	%20	%25
1905	Sharia Judiciary	1	Percentage of settlement of cases	2014	%81.6	%81.6	%83	%83	%87	%90	%93
		2	Degree of satisfaction of recipients of services at the Sharia courts	2015	%80	-	%80	%80	%82	%84	%86
1910	Shariah Judiciary Institute	1	Number of training programs implemented through the Sharia Judicial Institute	2015	-	-	-	-	15	20	20

Programs Appropriations

Programs			Actual	Estimated	Re-estimated	Estimated	Indicative	Indicative
			2014	2015	2015	2016	2017	2018
1901	Administration and Support Services	Current	1964373	2711500	2641100	2678000	2767500	2907000
		Capital	44804	80000	50000	70000	40000	40000
		Total	2009177	2791500	2691100	2748000	2807500	2947000
1905	Sharia Judiciary	Current	8885424	9654500	9173900	11293500	11520000	11673500
		Capital	444554	395000	290000	890000	940000	940000
		Total	9329978	10049500	9463900	12183500	12460000	12613500
1910	Shariah Judiciary Institute	Current	0	0	0	147500	153500	160500
		Capital	0	0	0	50000	60000	60000
		Total	0	0	0	197500	213500	220500
		Total of Current	10849797	12366000	11815000	14119000	14441000	14741000
		Total of Capital	489358	475000	340000	1010000	1040000	1040000
		Total of Chapter	11339155	12841000	12155000	15129000	15481000	15781000

Current Activities Appropriations According to Program

Prog.	Activities		Actual	Estimated	Re-estimated	Estimated	Indicative	Indicative
			2014	2015	2015	2016	2017	2018
1901	601	Administrative and Support Services	1964373	2711500	2641100	2678000	2767500	2907000
		Total of Program	1964373	2711500	2641100	2678000	2767500	2907000
1905	601	Sharia Litigation	8685424	9379500	8898900	10018500	10245000	10398500
	602	Joint Fund (Jerusalem Sharia Courts)	200000	275000	275000	275000	275000	275000
	603	Alimony Credit Fund	0	0	0	1000000	1000000	1000000
		Total of Program	8885424	9654500	9173900	11293500	11520000	11673500
1910	601	Shariah Judiciary Institute Program Administration	0	0	0	147500	153500	160500
		Total of Program	0	0	0	147500	153500	160500
		Total	10849797	12366000	11815000	14119000	14441000	14741000

Capital Projects Appropriations According to Program

Prog.	Projects		Actual	Estimated	Re-estimated	Estimated	Indicative	Indicative
			2014	2015	2015	2016	2017	2018
1901	002	Supreme Judge Department building	14927	0	0	0	0	0
	004	Computerizing Sharia courts/ Department Headquarters	29877	80000	50000	70000	40000	40000
		Total of Program	44804	80000	50000	70000	40000	40000
1905	001	Sharia Judiciary Program Administration Project	108389	120000	100000	300000	100000	100000
	004	Family reform and guidance	238912	175000	100000	300000	250000	250000
	007	Re-legislating the establishment of General Prosecution	3435	0	0	0	0	0
	010	Developing the archiving and filing system/Sharia Courts	13383	15000	15000	15000	15000	15000
	011	Training and sending judges on scholarships/ Sharia Courts	12030	15000	15000	15000	15000	15000
	013	Computerizing Sharia courts/ Sharia courts	68405	70000	60000	60000	60000	60000
	014	Establishing Sharia palace of justice /Aqaba	0	0	0	100000	250000	250000
	016	Establishing Sharia palace of justice /Northern Shouneh	0	0	0	100000	250000	250000
		Total of Program	444554	395000	290000	890000	940000	940000
1910	001	Sustaining Shariah Judicial Institute Project	0	0	0	50000	60000	60000
		Total of Program	0	0	0	50000	60000	60000
		Total	489358	475000	340000	1010000	1040000	1040000

Overall Summary of Current Expenditures for the Years 2014 - 2018

Chapter: 1201 Supreme Judge Department

(In JDs)

Group	Item	Description	Actual 2014	Estimated 2015	Re-estimated 2015	Estimated 2016	Indicative 2017	Indicative 2018
21		Compensations of Employees						
2111		Salaries, Wages and Allowances						
	101	Classified Employees	2081566	2295000	2159000	2365000	2404000	2475000
	102	Unclassified Employees	1678580	1681000	1643000	1800000	1839000	1880000
	103	Comprehensive Contract Employees	27010	75000	73000	40000	40000	40000
	105	Personal Cost of Living Allowance	1879679	1940000	1855000	2100000	2150000	2203000
	106	Family Cost of Living Allowance	224842	231000	219000	280000	289500	296000
	110	Overtime Allowance	43999	50000	50000	55000	55000	55000
	111	Additional Allowance	572428	737000	657000	780000	820500	850000
	112	Other Allowances	2080447	2312000	2223000	2424000	2510000	2570000
	113	Transportation Allowance	153690	162000	148000	185000	200000	210000
	114	Transport Allowance	148278	155000	147000	185000	200000	210000
	116	Employees' Bonuses	84980	85000	85000	100000	100000	100000
	120	Contract Employees	0	516000	499000	520000	540000	547000
Total			8975499	10239000	9758000	10834000	11148000	11436000
2121		Social Security Contributions						
	301	Social Security	458000	552000	542000	600000	633000	645000
Total			458000	552000	542000	600000	633000	645000
22		Use of Goods and Services						
2211		Use of Goods and Services						
	201	Rents	396716	410000	410000	540000	550000	550000
	202	Telecommunications Services	79571	77000	76200	75000	73000	73000
	203	Water	15885	20300	20300	20000	20000	20000
	204	Electricity	186987	241500	241500	245000	231000	231000
	205	Fuels	94728	149000	89800	100000	100000	100000
	206	Maintenance of Machines, furniture and accessories	13295	16600	16600	14000	13000	13000
	207	Maintenance of vehicles, equipment and accessories	15031	18300	18300	18000	18000	18000
	208	Repair and maintenance of buildings and accessories	12418	13000	13000	9000	8000	8000
	209	Office Supplies, publications and various stationery	59264	64000	64000	80000	70000	70000
	210	Substances and raw materials (medicines, clothes, food, films, etc..)	47486	55100	55100	55000	50000	50000
	211	Cleaning services and supplies including cleaning contracts	79616	84600	84600	94000	94000	94000
	212	Insurance	8420	10000	10000	13000	13000	13000
	213	Official Travel Missions	9069	16600	16600	17000	17000	17000
	214	Goods and services expenses	18291	24000	24000	20000	18000	18000
Total			1036777	1200000	1140000	1300000	1275000	1275000
25		Subsidies						
2511		Subsidies to Public Corporations						
	304	Subsidies to non-financial public corporations	200000	275000	275000	1275000	1275000	1275000
Total			200000	275000	275000	1275000	1275000	1275000
28		Other Expenditures						
2821		Other Current Expenditures						
	303	Scientific scholarships and training courses	11314	22000	22000	15000	15000	15000
	305	Non-Employees' Bonuses	168207	78000	78000	95000	95000	95000
Total			179521	100000	100000	110000	110000	110000
Total of Chapter			10849797	12366000	11815000	14119000	14441000	14741000

Current Expenditures According to Program and Activities for the Years 2014 - 2018

Chapter : 1201 - Supreme Judge Department

(In JDs)

Program : 1901 - Administration and Support Services								
Activity : 601 - Administrative and Support Services								
Group	Item	Description	Actual 2014	Estimated 2015	Re-estimated 2015	Estimated 2016	Indicative 2017	Indicative 2018
21		Compensations of Employees						
2111		Salaries, Wages and Allowances						
	101	Classified Employees	249060	344000	344000	305000	313500	320000
	102	Unclassified Employees	216295	220000	208000	235000	240000	255000
	103	Comprehensive Contract Employees	27010	75000	73000	40000	40000	40000
	105	Personal Cost of Living Allowance	219596	240000	238000	275000	285000	305000
	106	Family Cost of Living Allowance	28946	35000	32000	42000	47000	53000
	110	Overtime Allowance	43999	50000	50000	55000	55000	55000
	111	Additional Allowance	109454	170000	165000	140000	150000	160000
	112	Other Allowances	424133	600000	590000	600000	621000	680000
	113	Transportation Allowance	39070	42000	40000	50000	60000	64000
	114	Transport Allowance	38643	42000	40000	50000	60000	64000
	116	Employees' Bonuses	45000	70500	70500	80000	80000	80000
	120	Contract Employees	0	136000	134000	100000	105000	110000
Total			1441206	2024500	1984500	1972000	2056500	2186000
2121		Social Security Contributions						
	301	Social Security	122000	190000	190000	195000	205000	215000
Total			122000	190000	190000	195000	205000	215000
22		Use of Goods and Services						
2211		Use of Goods and Services						
	202	Telecommunications Services	39572	40000	39200	43000	43000	43000
	203	Water	9996	12000	12000	13000	13000	13000
	204	Electricity	127299	170000	170000	180000	175000	175000
	205	Fuels	59846	75000	45400	70000	70000	70000
	000	Fuels	59846	0	0	0	0	0
	001	Heating	0	25000	15000	20000	20000	20000
	002	Saloon vehicles	0	50000	30400	50000	50000	50000
	206	Maintenance of Machines, furniture and accessories	7443	8000	8000	9000	9000	9000
	207	Maintenance of vehicles, equipment and accessories	13193	16000	16000	14000	14000	14000
	208	Repair and maintenance of buildings and accessories	2467	3000	3000	3000	3000	3000
	209	Office Supplies, publications and various stationery	34521	37000	37000	40000	40000	40000
	210	Substances and raw materials (medicines, clothes, food, films, etc..)	14897	17000	17000	18000	18000	18000
	211	Cleaning services and supplies including cleaning contracts	49737	52000	52000	60000	60000	60000
	212	Insurance	8420	10000	10000	13000	13000	13000
	213	Official Travel Missions	4686	7000	7000	8000	8000	8000
	214	Goods and services expenses	8791	10000	10000	10000	10000	10000
Total			380868	457000	426600	481000	476000	476000
28		Other Expenditures						
2821		Other Current Expenditures						
	303	Scientific scholarships and training courses	11314	22000	22000	10000	10000	10000
	305	Non-Employees' Bonuses	8985	18000	18000	20000	20000	20000
Total			20299	40000	40000	30000	30000	30000
Total of Activity			1964373	2711500	2641100	2678000	2767500	2907000
Total of Program			1964373	2711500	2641100	2678000	2767500	2907000

Current Expenditures According to Program and Activities for the Years 2014 - 2018

Chapter : 1201 - Supreme Judge Department

(In JDs)

Program : 1905 - Sharia Judiciary								
Activity : 601 - Sharia Litigation								
Group	Item	Description	Actual 2014	Estimated 2015	Re-estimated 2015	Estimated 2016	Indicative 2017	Indicative 2018
21		Compensations of Employees						
2111		Salaries, Wages and Allowances						
	101	Classified Employees	1832506	1951000	1815000	2052000	2082000	2146000
	102	Unclassified Employees	1462285	1461000	1435000	1561000	1594500	1620000
	105	Personal Cost of Living Allowance	1660083	1700000	1617000	1820000	1860000	1892000
	106	Family Cost of Living Allowance	195896	196000	187000	237000	241000	241000
	111	Additional Allowance	462974	567000	492000	638000	668000	687000
	112	Other Allowances	1656314	1712000	1633000	1812000	1875000	1875000
	113	Transportation Allowance	114620	120000	108000	130000	135000	140000
	114	Transport Allowance	109635	113000	107000	130000	135000	140000
	116	Employees' Bonuses	39980	14500	14500	15000	15000	15000
	120	Contract Employees	0	380000	365000	418000	433000	435000
Total			7534293	8214500	7773500	8813000	9038500	9191000
2121		Social Security Contributions						
	301	Social Security	336000	362000	352000	400000	420000	421000
Total			336000	362000	352000	400000	420000	421000
22		Use of Goods and Services						
2211		Use of Goods and Services						
	201	Rents	396716	410000	410000	500000	510000	510000
	202	Telecommunications Services	39999	37000	37000	30000	28000	28000
	203	Water	5889	8300	8300	6500	6500	6500
	204	Electricity	59688	71500	71500	60000	52000	52000
	205	Fuels	34882	74000	44400	20000	20000	20000
		000 Fuels	34882	0	0	0	0	0
		001 Heating	0	14000	8600	10000	10000	10000
		002 Saloon vehicles	0	60000	35800	10000	10000	10000
	206	Maintenance of Machines, furniture and accessories	5852	8600	8600	4500	3500	3500
	207	Maintenance of vehicles, equipment and accessories	1838	2300	2300	3000	3000	3000
	208	Repair and maintenance of buildings and accessories	9951	10000	10000	5500	4500	4500
	209	Office Supplies, publications and various stationery	24743	27000	27000	35000	25000	25000
	210	Substances and raw materials (medicines, clothes, food, films, etc..)	32589	38100	38100	35000	30000	30000
	211	Cleaning services and supplies including cleaning contracts	29879	32600	32600	32000	32000	32000
	213	Official Travel Missions	4383	9600	9600	7000	7000	7000
	214	Goods and services expenses	9500	14000	14000	7000	5000	5000
Total			655909	743000	713400	745500	726500	726500
28		Other Expenditures						
2821		Other Current Expenditures						
	305	Non-Employees' Bonuses	159222	60000	60000	60000	60000	60000
Total			159222	60000	60000	60000	60000	60000
Total of Activity			8685424	9379500	8898900	10018500	10245000	10398500
Activity : 602 - Joint Fund (Jerusalem Sharia Courts)								
Group	Item	Description	Actual 2014	Estimated 2015	Re-estimated 2015	Estimated 2016	Indicative 2017	Indicative 2018
25		Subsidies						
2511		Subsidies to Public Corporations						
	304	Subsidies to non-financial public corporations	200000	275000	275000	275000	275000	275000
		082 Joint Jerusalem Fund	200000	275000	275000	275000	275000	275000
Total			200000	275000	275000	275000	275000	275000
Total of Activity			200000	275000	275000	275000	275000	275000
Activity : 603 - Alimony Credit Fund								
Group	Item	Description	Actual 2014	Estimated 2015	Re-estimated 2015	Estimated 2016	Indicative 2017	Indicative 2018
25		Subsidies						
2511		Subsidies to Public Corporations						
	304	Subsidies to non-financial public corporations	0	0	0	1000000	1000000	1000000
		096 Expenditures Credit Fund	0	0	0	1000000	1000000	1000000
Total			0	0	0	1000000	1000000	1000000
Total of Activity			0	0	0	1000000	1000000	1000000

Current Expenditures According to Program and Activities for the Years 2014 - 2018

Chapter : 1201 - Supreme Judge Department

(In JDs)

Program : 1905 - Sharia Judiciary								
Total of Program			8885424	9654500	9173900	11293500	11520000	11673500
Program : 1910 - Shariah Judiciary Institute								
Activity : 601 - Shariah Judiciary Institute Program Administration								
Group	Item	Description	Actual 2014	Estimated 2015	Re-estimated 2015	Estimated 2016	Indicative 2017	Indicative 2018
21		Compensations of Employees						
2111		Salaries, Wages and Allowances						
	101	Classified Employees	0	0	0	8000	8500	9000
	102	Unclassified Employees	0	0	0	4000	4500	5000
	105	Personal Cost of Living Allowance	0	0	0	5000	5000	6000
	106	Family Cost of Living Allowance	0	0	0	1000	1500	2000
	111	Additional Allowance	0	0	0	2000	2500	3000
	112	Other Allowances	0	0	0	12000	14000	15000
	113	Transportation Allowance	0	0	0	5000	5000	6000
	114	Transport Allowance	0	0	0	5000	5000	6000
	116	Employees' Bonuses	0	0	0	5000	5000	5000
	120	Contract Employees	0	0	0	2000	2000	2000
Total			0	0	0	49000	53000	59000
2121		Social Security Contributions						
	301	Social Security	0	0	0	5000	8000	9000
Total			0	0	0	5000	8000	9000
22		Use of Goods and Services						
2211		Use of Goods and Services						
	201	Rents	0	0	0	40000	40000	40000
	202	Telecommunications Services	0	0	0	2000	2000	2000
	203	Water	0	0	0	500	500	500
	204	Electricity	0	0	0	5000	4000	4000
	205	Fuels	0	0	0	10000	10000	10000
	001	Heating	0	0	0	2000	2000	2000
	002	Saloon vehicles	0	0	0	8000	8000	8000
	206	Maintenance of Machines, furniture and accessories	0	0	0	500	500	500
	207	Maintenance of vehicles, equipment and accessories	0	0	0	1000	1000	1000
	208	Repair and maintenance of buildings and accessories	0	0	0	500	500	500
	209	Office Supplies, publications and various stationery	0	0	0	5000	5000	5000
	210	Substances and raw materials (medicines, clothes, food, films, etc..)	0	0	0	2000	2000	2000
	211	Cleaning services and supplies including cleaning contracts	0	0	0	2000	2000	2000
	213	Official Travel Missions	0	0	0	2000	2000	2000
	214	Goods and services expenses	0	0	0	3000	3000	3000
Total			0	0	0	73500	72500	72500
28		Other Expenditures						
2821		Other Current Expenditures						
	303	Scientific scholarships and training courses	0	0	0	5000	5000	5000
	305	Non-Employees' Bonuses	0	0	0	15000	15000	15000
Total			0	0	0	20000	20000	20000
Total of Activity			0	0	0	147500	153500	160500
Total of Program			0	0	0	147500	153500	160500
Total of Chapter			10849797	12366000	11815000	14119000	14441000	14741000

Overall Summary of Capital Expenditures for the Years 2014 - 2018

Chapter : 1201 Supreme Judge Department

(In JDs)

Group	Item	Description	Actual 2014	Estimated 2015	Re-estimated 2015	Estimated 2016	Indicative 2017	Indicative 2018
		Expenditures						
21		Compensations of Employees						
2111		Salaries, Wages and Allowances						
	501	Salaries	27870	30000	10000	200000	200000	200000
		Total	27870	30000	10000	200000	200000	200000
22		Use of Goods and Services						
2211		Use of Goods and Services						
	510	Buildings and facilities repair and maintenance	45113	115000	86000	70000	30000	30000
	512	Operating and Sustaining Expenditures	180202	185000	147000	195000	175000	175000
		Total	225315	300000	233000	265000	205000	205000
28		Other Expenditures						
2822		Other Capital Expenditures						
	504	Studies, Research and Consultations	9962	10000	2000	0	0	0
		Total	9962	10000	2000	0	0	0
		Fixed Assets						
31		Non-financial Assets						
3111		Buildings and Constructions						
	508	Works and Constructions	14927	0	0	200000	500000	500000
		Total	14927	0	0	200000	500000	500000
3112		Devices, Machinery and Equipment						
	505	Equipment, Machines and Devices	88358	80000	40000	150000	80000	70000
	506	Vehicles and Equipment	49882	0	0	100000	0	0
		Total	138240	80000	40000	250000	80000	70000
3113		Other Fixed Assets						
	511	Equipping and furnishing	44835	40000	40000	80000	50000	60000
		Total	44835	40000	40000	80000	50000	60000
3122		Inventories						
	503	Materials and supplies	28209	15000	15000	15000	5000	5000
		Total	28209	15000	15000	15000	5000	5000
		Total of Chapter	489358	475000	340000	1010000	1040000	1040000

Capital Expenditures According to Program and Projects for the Years 2014 - 2018

Chapter : 1201 Supreme Judge Department

(In JDs)

Program 1901 Administration and Support Services								
Project		002 Supreme Judge Department building						
Fund Source		102001	Capital (Treasury)					
Group	item	Description	Actual 2014	Estimated 2015	Re-estimated 2015	Estimated 2016	Indicative 2017	Indicative 2018
31		Non-financial Assets						
3111		Buildings and Constructions						
	508	Works and Constructions						
	013	Miscellaneous buildings construction	14927	0	0	0	0	0
		Total of Item	14927	0	0	0	0	0
		Total of Project / Treasury	14927	0	0	0	0	0
Project		004 Computerizing Sharia courts/ Department Headquarters						
Fund Source		102001	Capital (Treasury)					
Group	item	Description	Actual 2014	Estimated 2015	Re-estimated 2015	Estimated 2016	Indicative 2017	Indicative 2018
22		Use of Goods and Services						
2211		Use of Goods and Services						
	510	Buildings and facilities repair and maintenance						
	009	Various buildings repair and renovation	0	30000	30000	0	0	0
		Total of Item	0	30000	30000	0	0	0
	512	Operating and Sustaining Expenditures						
	015	Operating systems and software	9881	10000	10000	20000	10000	10000
		Total of Item	9881	10000	10000	20000	10000	10000
31		Non-financial Assets						
3112		Devices, Machinery and Equipment						
	505	Equipment, Machines and Devices						
	001	Computers and accessories	19996	40000	10000	50000	30000	30000
		Total of Item	19996	40000	10000	50000	30000	30000
		Total of Project / Treasury	29877	80000	50000	70000	40000	40000
		Total of Program	44804	80000	50000	70000	40000	40000

Capital Expenditures According to Program and Projects for the Years 2014 - 2018

Chapter : 1201 Supreme Judge Department

(In JDs)

Program 1905 Sharia Judiciary								
Project		001 Sharia Judiciary Program Administration Project						
Fund Source		102001	Capital (Treasury)					
Group	item	Description	Actual 2014	Estimated 2015	Re-estimated 2015	Estimated 2016	Indicative 2017	Indicative 2018
22		Use of Goods and Services						
2211		Use of Goods and Services						
	510	Buildings and facilities repair and maintenance						
	009	Various buildings repair and renovation	8644	30000	30000	30000	15000	15000
	Total of Item		8644	30000	30000	30000	15000	15000
	512	Operating and Sustaining Expenditures						
	008	Qualifying and training expenses	0	0	0	10000	10000	10000
	999	n.e.c	64998	65000	45000	65000	60000	60000
	Total of Item		64998	65000	45000	75000	70000	70000
31		Non-financial Assets						
3112		Devices, Machinery and Equipment						
	505	Equipment, Machines and Devices						
	001	Computers and accessories	0	0	0	50000	0	0
	003	Office supplies and equipment	0	5000	5000	10000	5000	5000
	Total of Item		0	5000	5000	60000	5000	5000
	506	Vehicles and Equipment						
	001	Sedan vehicles	0	0	0	100000	0	0
	Total of Item		0	0	0	100000	0	0
3113		Other Fixed Assets						
	511	Equipping and furnishing						
	006	Furnishing and equipping the buildings and facilities	14835	10000	10000	25000	5000	5000
	Total of Item		14835	10000	10000	25000	5000	5000
3122		Inventories						
	503	Materials and supplies						
	999	n.e.c	19912	10000	10000	10000	5000	5000
	Total of Item		19912	10000	10000	10000	5000	5000
	Total of Project / Treasury		108389	120000	100000	300000	100000	100000

Capital Expenditures According to Program and Projects for the Years 2014 - 2018

Chapter : 1201 Supreme Judge Department

(In JDs)

Program 1905 Sharia Judiciary								
Project		004 Family reform and guidance						
Fund Source		102001	Capital (Treasury)					
Group	item	Description	Actual 2014	Estimated 2015	Re-estimated 2015	Estimated 2016	Indicative 2017	Indicative 2018
21		Compensations of Employees						
2111		Salaries, Wages and Allowances						
	501	Salaries						
	004	Bonuses	27870	30000	10000	200000	200000	200000
		Total of Item	27870	30000	10000	200000	200000	200000
22		Use of Goods and Services						
2211		Use of Goods and Services						
	510	Buildings and facilities repair and maintenance						
	009	Various buildings repair and renovation	16469	15000	8000	40000	15000	15000
	999	n.e.c	20000	40000	18000	0	0	0
		Total of Item	36469	55000	26000	40000	15000	15000
	512	Operating and Sustaining Expenditures						
	008	Qualifying and training expenses	9810	10000	10000	10000	10000	10000
	999	n.e.c	8163	10000	2000	10000	5000	5000
		Total of Item	17973	20000	12000	20000	15000	15000
28		Other Expenditures						
2822		Other Capital Expenditures						
	504	Studies, Research and Consultations						
	005	Social studies	9962	10000	2000	0	0	0
		Total of Item	9962	10000	2000	0	0	0
31		Non-financial Assets						
3112		Devices, Machinery and Equipment						
	505	Equipment, Machines and Devices						
	001	Computers and accessories	50000	15000	10000	5000	5000	5000
	003	Office supplies and equipment	8459	10000	5000	5000	0	0
		Total of Item	58459	25000	15000	10000	5000	5000
	506	Vehicles and Equipment						
	001	Sedan vehicles	49882	0	0	0	0	0
		Total of Item	49882	0	0	0	0	0
3113		Other Fixed Assets						
	511	Equipping and furnishing						
	006	Furnishing and equipping the buildings and facilities	30000	30000	30000	25000	15000	15000
		Total of Item	30000	30000	30000	25000	15000	15000
3122		Inventories						
	503	Materials and supplies						
	999	n.e.c	8297	5000	5000	5000	0	0
		Total of Item	8297	5000	5000	5000	0	0
		Total of Project / Treasury	238912	175000	100000	300000	250000	250000
Project		007 Re-legislating the establishment of General Prosecution						
Fund Source		102001	Capital (Treasury)					
Group	item	Description	Actual 2014	Estimated 2015	Re-estimated 2015	Estimated 2016	Indicative 2017	Indicative 2018
22		Use of Goods and Services						
2211		Use of Goods and Services						
	512	Operating and Sustaining Expenditures						
	999	n.e.c	3435	0	0	0	0	0
		Total of Item	3435	0	0	0	0	0
		Total of Project / Treasury	3435	0	0	0	0	0

Capital Expenditures According to Program and Projects for the Years 2014 - 2018

Chapter : 1201 Supreme Judge Department

(In JDs)

Program 1905 Sharia Judiciary								
Project		010 Developing the archiving and filing system/Sharia Courts						
Fund Source		102001	Capital (Treasury)					
Group	item	Description	Actual 2014	Estimated 2015	Re-estimated 2015	Estimated 2016	Indicative 2017	Indicative 2018
22		Use of Goods and Services						
2211		Use of Goods and Services						
	512	Operating and Sustaining Expenditures						
	036	Computerization and automation operations expenses	3480	5000	5000	5000	5000	5000
		Total of Item	3480	5000	5000	5000	5000	5000
31		Non-financial Assets						
3112		Devices, Machinery and Equipment						
	505	Equipment, Machines and Devices						
	001	Computers and accessories	9903	10000	10000	10000	10000	10000
		Total of Item	9903	10000	10000	10000	10000	10000
		Total of Project / Treasury	13383	15000	15000	15000	15000	15000
Project		011 Training and sending judges on scholarships/ Sharia Courts						
Fund Source		102001	Capital (Treasury)					
Group	item	Description	Actual 2014	Estimated 2015	Re-estimated 2015	Estimated 2016	Indicative 2017	Indicative 2018
22		Use of Goods and Services						
2211		Use of Goods and Services						
	512	Operating and Sustaining Expenditures						
	008	Qualifying and training expenses	12030	15000	15000	15000	15000	15000
		Total of Item	12030	15000	15000	15000	15000	15000
		Total of Project / Treasury	12030	15000	15000	15000	15000	15000
Project		013 Computerizing Sharia courts/ Sharia courts						
Fund Source		102001	Capital (Treasury)					
Group	item	Description	Actual 2014	Estimated 2015	Re-estimated 2015	Estimated 2016	Indicative 2017	Indicative 2018
22		Use of Goods and Services						
2211		Use of Goods and Services						
	512	Operating and Sustaining Expenditures						
	015	Operating systems and software	39945	50000	40000	40000	40000	40000
	999	n.e.c	28460	20000	20000	20000	20000	20000
		Total of Item	68405	70000	60000	60000	60000	60000
		Total of Project / Treasury	68405	70000	60000	60000	60000	60000
Project		014 Establishing Sharia palace of justice /Aqaba						
Fund Source		102001	Capital (Treasury)					
Group	item	Description	Actual 2014	Estimated 2015	Re-estimated 2015	Estimated 2016	Indicative 2017	Indicative 2018
31		Non-financial Assets						
3111		Buildings and Constructions						
	508	Works and Constructions						
	013	Miscellaneous buildings construction	0	0	0	100000	250000	250000
		Total of Item	0	0	0	100000	250000	250000
		Total of Project / Treasury	0	0	0	100000	250000	250000

Capital Expenditures According to Program and Projects for the Years 2014 - 2018

Chapter : 1201 Supreme Judge Department

(In JDs)

Program 1905 Sharia Judiciary								
Project		016 Establishing Sharia palace of justice /Northern Shouneh						
Fund Source		102001	Capital (Treasury)					
Group	item	Description	Actual 2014	Estimated 2015	Re-estimated 2015	Estimated 2016	Indicative 2017	Indicative 2018
31		Non-financial Assets						
3111		Buildings and Constructions						
	508	Works and Constructions						
	013	Miscellaneous buildings construction	0	0	0	100000	250000	250000
		Total of Item	0	0	0	100000	250000	250000
		Total of Project / Treasury	0	0	0	100000	250000	250000
		Total of Program	444554	395000	290000	890000	940000	940000

Capital Expenditures According to Program and Projects for the Years 2014 - 2018

Chapter : 1201 Supreme Judge Department

(In JDs)

Program 1910 Shariah Judiciary Institute								
Project		001 Sustaining Shariah Judicial Institute Project						
Fund Source		102001	Capital (Treasury)					
Group	item	Description	Actual 2014	Estimated 2015	Re-estimated 2015	Estimated 2016	Indicative 2017	Indicative 2018
31		Non-financial Assets						
3112		Devices, Machinery and Equipment						
	505	Equipment, Machines and Devices						
	001	Computers and accessories	0	0	0	20000	30000	20000
		Total of Item	0	0	0	20000	30000	20000
3113		Other Fixed Assets						
	511	Equipping and furnishing						
	009	Office supplies and furniture	0	0	0	30000	30000	40000
		Total of Item	0	0	0	30000	30000	40000
		Total of Project / Treasury	0	0	0	50000	60000	60000
		Total of Program	0	0	0	50000	60000	60000
		Total of Chapter	489358	475000	340000	1010000	1040000	1040000