

## **Chapter : 1301 Ministry of Foreign Affairs and Expatriates**

- Creation:** The Ministry of Foreign Affairs was established as of the formation of the first Government of Emirate of Transjordan. Its role was enhanced with the nomination of the first Minister of Foreign Affairs on 06/08/1939. It operates currently under the provisions of Bylaw No. (62) for the year 1999.
- Vision :** Upgrading the Jordanian diplomatic activity regionally and internationally through enhancing the concept of institutional work, developing diplomatic and administrative human resources leading to excellence and creativity in representing Jordan and providing services to the Jordanian citizens abroad
- Mission:** Achieving the objectives of the foreign policy of the Hashemite Kingdom of Jordan, reinforcing Jordan's pivotal role based on moderation and temperance in the international and regional forums, as well as assuring excellence in diplomacy in a professional and effective manner in order to protect the Jordanian highest national interests

### **Tasks of the Ministry / Department:**

- \_ Contribute to drawing and executing the foreign policy of the Kingdom.
- \_ Represent the Kingdom in the countries and regional and international organizations in the various fields.
- \_ Enhance relations with friendly and brotherly countries.
- \_ Protect the national rights and interests and Jordanian citizens' interests abroad.
- \_ Promote the level of diplomatic missions' performance and enhance their role in the field of supporting the national economy through attracting investment and tourism attraction, etc.

### **Ministry/Department Contribution to the Achievement of the National Objectives:**

- \_ Increase the economic competitiveness through the role of Jordanian embassies and consulates abroad.

### **Major Issues and Challenges which face the Ministry / Department:**

- \_ Face the increasing financial burdens faced by the members of diplomatic missions due to the high costs of living internationally.
- \_ Acquisition of leased buildings of embassies and diplomatic missions in light of available financial capacities.
- \_ Establish new buildings for the embassies and diplomatic missions.
- \_ Maintain and renovate the existing buildings of a number of embassies and diplomatic missions.
- \_ Complete the project of linking the Ministry's headquarters with the embassies electronically.

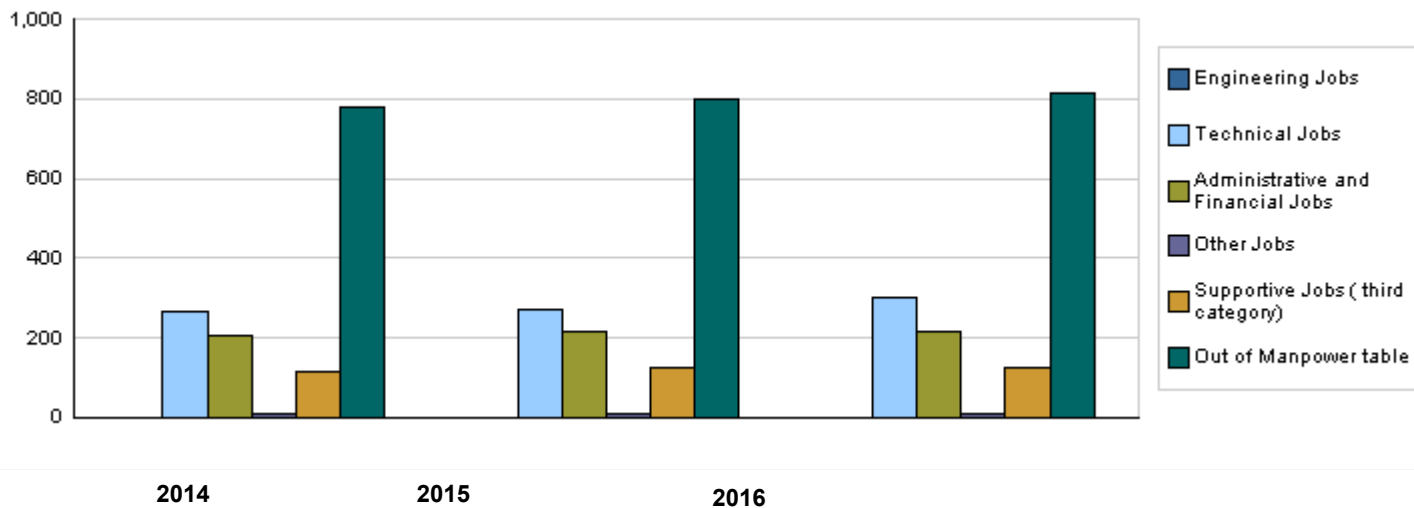
## CHAPTER : 1301 Ministry of Foreign Affairs and Expatriates

### Strategic Objectives and Performance Indicators of the Ministry / Department

Strategic Objective	Performance Indicator	base year	Value	Actual Value	Target Value	Primary Self Evaluation	Target Value		
				2014	2015		2016	2017	2018
1 - To develop the administrative and diplomatic human resources in the Ministry	1 Percentage of qualified employees in the Ministry	2014	%90	%90	%95	%91	%95	%96	%97
2 - To contribute to formulating and executing the Kingdom's foreign policy, and protecting the highest national rights and interests of the country and its people abroad	1 Number of the Jordanian diplomatic missions	2014	54	54	55	61	63	65	67
	2 Number of Jordanian honorary consulates	2014	62	62	63	63	64	65	68
	3 Number of diplomatic missions accredited to the Royal Court.	2014	133	133	119	140	145	150	155
	4 Number of honorary consulates accredited to the Royal Court	2014	62	62	50	65	67	70	72

### Number of Staff of the Ministry / Department

Group	Job	Actual 2014			Primary 2015			Estimated 2016		
		Male	Female	Total	Male	Female	Total	Male	Female	Total
Engineering Jobs		2	0	2	2	0	2	2	0	2
Technical Jobs	Diplomatic jobs	201	50	251	205	51	256	226	61	287
	Follow up employees for embassies	5	2	7	5	2	7	5	2	7
	Follow up employees for foreign agencies	2	1	3	2	1	3	2	1	3
	Local administration jobs	2	1	3	2	1	3	2	1	3
Administrative and Financial Jobs		123	85	208	124	90	214	125	90	215
Other Jobs		6	5	11	6	5	11	6	5	11
Supportive Jobs ( third category)		83	33	116	89	38	127	89	39	128
Total		424	177	601	435	188	623	457	199	656
Out of Manpower table	Local employees in embassies	478	302	780	480	320	800	485	330	815
Grand Total		902	479	1381	915	508	1423	942	529	1471
Total Cost of Salaries		23264422	9502369	32766791	23014600	9863400	32878000	25406500	10888500	36295000



Key Information of the Ministry / Department						
No.	Description	2012	2013	2014	2015	2016
1	Number of Jordanian diplomatic missions abroad	52	52	54	61	63
2	Number of Jordanian honorary consulates abroad	58	60	62	63	64
3	Number of missions accredited to the Royal Court	122	125	133	140	145
4	Number of honorary consulates accredited to the Royal Court	57	59	62	65	67
5	Number of embassies connected with the center of the Ministry electronically	16	17	30	35	45

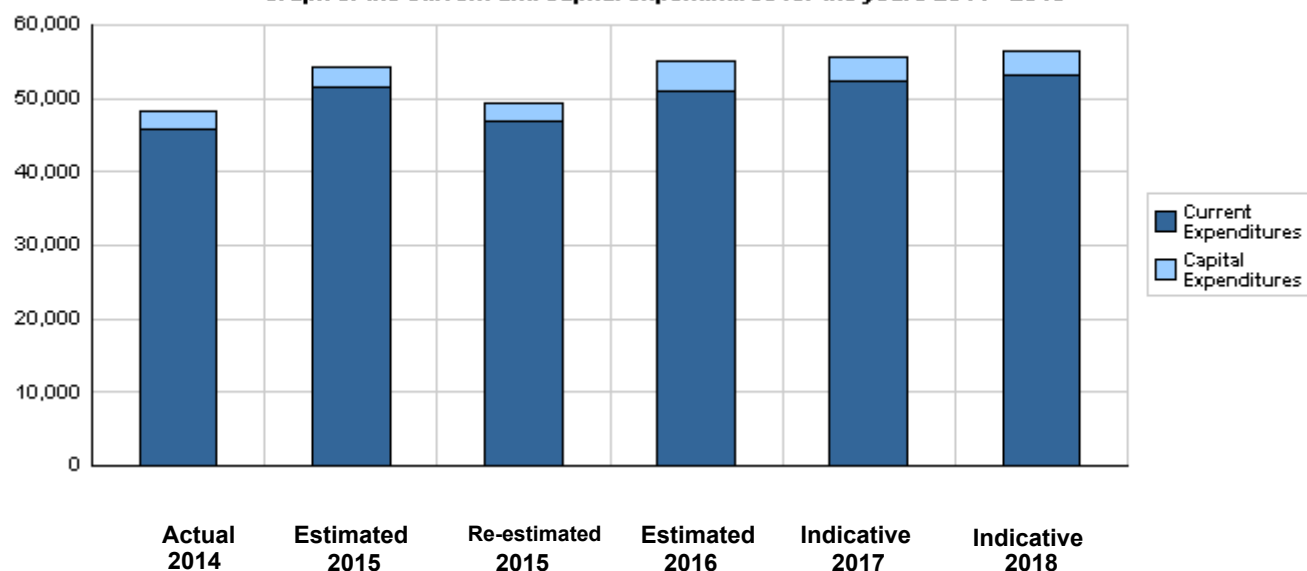
**Overall Summary of Expenditures for Chapter 1301- Ministry of Foreign Affairs and Expatriates  
for the Years 2014 - 2018**

( In JDs )

Description		Actual 2014	Estimated 2015	Re-estimated 2015	Estimated 2016	Indicative 2017 2018	
<b>Group</b>	<b>Current Expenditures</b>						
2111	Salaries, Wages and Allowances	32,156,350	35,289,500	32,254,000	35,630,000	36,538,000	37,437,000
2121	Social Security Contributions	610,441	740,500	624,000	665,000	695,000	720,000
2211	Use of Goods and Services	12,704,454	15,400,000	14,000,000	14,500,000	15,000,000	15,000,000
2821	Other Current Expenditures	313,500	200,000	150,000	140,000	140,000	140,000
3112	Devices, Machinery and Equipment	0	0	0	0	0	0
3113	Other Fixed Assets	0	0	0	0	0	0
<b>Total current expenditures</b>		<b>45,784,745</b>	<b>51,630,000</b>	<b>47,028,000</b>	<b>50,935,000</b>	<b>52,373,000</b>	<b>53,297,000</b>
<b>Capital Expenditures</b>							
2211	Use of Goods and Services	284,840	535,000	535,000	380,000	400,000	400,000
3111	Buildings and Constructions	756,067	300,000	300,000	600,000	400,000	400,000
3112	Devices, Machinery and Equipment	712,282	500,000	500,000	1,040,000	745,000	795,000
3141	Lands	0	0	0	0	0	0
3113	Other Fixed Assets	558,027	1,360,000	1,110,000	2,120,000	1,800,000	1,650,000
2822	Other Capital Expenditures	50,144	5,000	5,000	10,000	5,000	5,000
<b>Total capital expenditures</b>		<b>2,361,360</b>	<b>2,700,000</b>	<b>2,450,000</b>	<b>4,150,000</b>	<b>3,350,000</b>	<b>3,250,000</b>
<b>Treasury</b>		<b>2,361,360</b>	<b>2,700,000</b>	<b>2,450,000</b>	<b>4,150,000</b>	<b>3,350,000</b>	<b>3,250,000</b>
<b>Total current and capital expenditures</b>		<b>48,146,105</b>	<b>54,330,000</b>	<b>49,478,000</b>	<b>55,085,000</b>	<b>55,723,000</b>	<b>56,547,000</b>

( Thousands of JDs )

**Graph of the current and capital expenditures for the years 2014 - 2018**



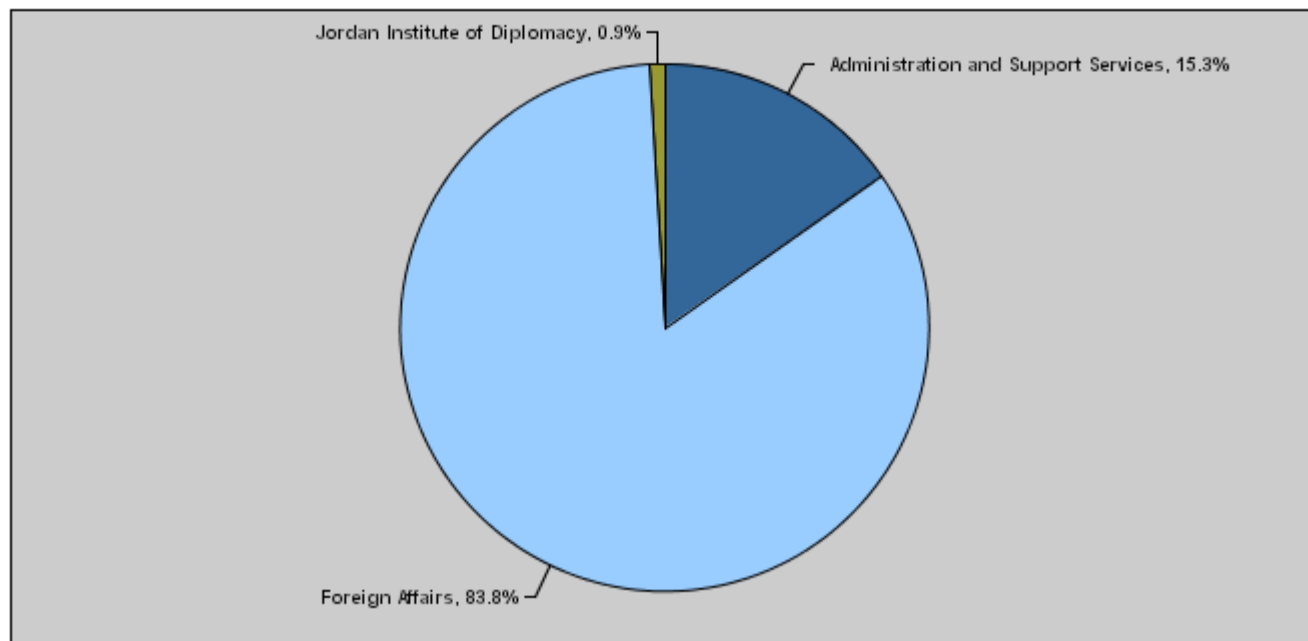
**Budget of Chapter 1301 - Ministry of Foreign Affairs and Expatriates**

**For the Year 2016 Distributed According to Program**

( InJDs )

Prog.	Description	Current Expenditures	Capital Expenditures	Total Expenditures
2001	Administration and Support Services	7,357,000	1,075,000	8,432,000
2005	Foreign Affairs	43,082,000	3,075,000	46,157,000
2010	Jordan Institute of Diplomacy	496,000	0	496,000
<b>Total</b>		<b>50,935,000</b>	<b>4,150,000</b>	<b>55,085,000</b>

**Total Expenditures for the Year 2016 Distributed According to Programs**



**Estimated Allocations for Females distributed according to Programs for the Years 2014 - 2018**

	Program	2014	2015	2016	2017	2018
2001	Administration and Support Services	2484000	2488000	3035000	3079000	3051000
2005	Foreign Affairs	14309000	14746000	16155000	16322000	16627000
2010	Jordan Institute of Diplomacy	167000	201000	228000	247000	260000
<b>Total</b>		<b>16960000</b>	<b>17435000</b>	<b>19418000</b>	<b>19648000</b>	<b>19938000</b>

**Budget Chapter 1301 - Ministry of Foreign Affairs and Expatriates Distributed According to the Program**

2001Administration and Support Services Program

Objective of the program :

Prepare work requirements through efforts, provide support in the regulatory, financial, technical and support services fields and develop the capacities of the staff working in the diplomatic corps or in the headquarters.

The strategic objective related to the program :

Develop the administrative and diplomatic human resources in the Ministry.

Directorates associated with the program :

1- Administrative and Financial Affairs  
2- Legal Affairs  
3- Internal Control Unit  
4- Computer and Information Unit

Services provided by the program :

1- Provide the necessary administrative services in the various fields.  
2- Organize the financial transactions of the Ministry and the embassies abroad.  
3- Train and qualify human resources.  
4- Provide the technical support in the Ministry and link it with embassies.  
5- Facilitate coordination process and exchange data internally and externally.

Staff working in the program :

The program is implemented through a functional staff in 2015 estimated with ( 330 ) staff, including ( 210 ) males and ( 120 ) females .

Performance Measurement Indicators for Program

Performance Measurement Indicator		Base Year	Value	Actual value	Target Value	First Self Evaluation	Target Value		
				2014	2015	2015	2016	2017	2018
1	Number of embassies which are electronically connected with the Ministry's headquarters	2014	30	30	50	35	45	50	55
2	Number of employees participating in internal and external training courses	2014	180	180	200	190	225	240	250

Appropriations Of Administration and Support Services Program as Per Activities and Projects. ( In JDs

Activities and Projects		Actual	Estimated	Re-estimated	Estimated	Indicative	
		2014	2015	2015	2016	2017	2018
Current Expenditures		6,639,475	7,449,000	6,740,500	7,357,000	7,643,000	7,676,000
601	Administrative and Support Services	6,639,475	7,449,000	6,740,500	7,357,000	7,643,000	7,676,000
Capital Expenditures		261,651	170,000	170,000	1,075,000	910,000	800,000
001	Sustaining and Operating the Ministry Services Project	261,651	170,000	170,000	1,075,000	910,000	800,000
Program / Treasury		261,651	170,000	170,000	1,075,000	910,000	800,000
Total Program		6,901,126	7,619,000	6,910,500	8,432,000	8,553,000	8,476,000

**Budget Chapter 1301 - Ministry of Foreign Affairs and Expatriates Distributed According to the Program**

<b>2005</b>	<b>Foreign Affairs Program</b>
<b>Objective of the program :</b>	
Contribute to implementing the foreign policy of the Kingdom and to protect the higher national rights and interests of the country and its nationals abroad.	
<b>The strategic objective related to the program :</b>	
Contribute to drafting and implementing the foreign policy of the Kingdom and protect the higher national rights and interests of the State and its nationals abroad.	
<b>Directorates associated with the program :</b>	
1- International Affairs Department 2- Arab Affairs Department 3- European Partnership Unit	
<b>Services provided by the program :</b>	
1- Contact embassies and consulates abroad. 2- Contact embassies, consulates, and international organizations in Jordan. 3- Follow up the affairs of citizens abroad through the Jordanian embassies and consulates. 4- Provide information and reply to inquiries for any authority about its interests abroad through the Jordanian embassies and consulates.	
<b>Staff working in the program :</b>	
The program is implemented through a functional staff in 2015 estimated with ( 1056 ) staff, including ( 685 ) males and ( 371 ) females .	

Performance Measurement Indicators for Program									
Performance Measurement Indicator		Base Year	Value	Actual value	Target Value	First Self Evaluation	Target Value		
				2014	2015	2015	2016	2017	2018
1	Number of conferences and symposiums held in the embassies	2014	18	18	21	20	25	30	35
2	Number of the international agreements signed with brotherly and friendly countries	2014	12	12	22	15	25	30	35
3	Number of international organizations accredited to Jordan	2014	42	42	43	42	43	44	45

Appropriations Of Foreign Affairs Program as Per Activities and Projects. ( In JDs )							
Activities and Projects		Actual 2014	Estimated 2015	Re-estimated 2015	Estimated 2016	Indicative	
						2017	2018
<b>Current Expenditures</b>		<b>38,783,401</b>	<b>43,608,000</b>	<b>39,850,000</b>	<b>43,082,000</b>	<b>44,194,000</b>	<b>45,057,000</b>
601	Embassies	38,783,401	43,608,000	39,850,000	43,082,000	44,194,000	45,057,000
<b>Capital Expenditures</b>		<b>2,099,709</b>	<b>2,530,000</b>	<b>2,280,000</b>	<b>3,075,000</b>	<b>2,440,000</b>	<b>2,450,000</b>
001	Foreign Affairs Program Administration Project	853,642	890,000	890,000	975,000	870,000	880,000
002	Constructing buildings for the Jordanian Embassy/ Islam Abad	290,148	300,000	300,000	100,000	0	0
004	Building residence for the Head of diplomatic mission in Dubai	465,919	0	0	0	0	0
006	Ambassadors' Forum	0	50,000	50,000	0	70,000	70,000
011	Opening an embassy in Mexico	490,000	0	0	0	0	0
013	Opening new diplomatic missions	0	1,290,000	1,040,000	2,000,000	1,500,000	1,500,000
<b>Program / Treasury</b>		<b>2,099,709</b>	<b>2,530,000</b>	<b>2,280,000</b>	<b>3,075,000</b>	<b>2,440,000</b>	<b>2,450,000</b>
<b>Total Program</b>		<b>40,883,110</b>	<b>46,138,000</b>	<b>42,130,000</b>	<b>46,157,000</b>	<b>46,634,000</b>	<b>47,507,000</b>

**Budget Chapter 1301 - Ministry of Foreign Affairs and Expatriates Distributed According to the Program**

<b>2010</b>	<b>Jordan Institute of Diplomacy Program</b>
<b>Objective of the program :</b> <p>The program aims to train the diplomatic staff and hold training programs to any agency upon request.</p> <b>The strategic objective related to the program :</b> <p>Develop the administrative and diplomatic human resources in the Ministry.</p> <b>Directorates associated with the program :</b> <ul style="list-style-type: none"> <li>- Training Directorate</li> <li>- Coordination and Cooperation Directorate</li> <li>- Computer and Information Unit</li> </ul> <b>Services provided by the program :</b> <p>Provide training to the diplomatic staff.          Provide specialized training to the requesting agencies.          Hold workshops, seminars and researches to develop diplomatic work.</p> <b>Staff working in the program :</b> <p>The program is implemented through a functional staff in 2015 estimated with ( 37 ) staff, including ( 20 ) males and ( 17 ) females .</p>	

Performance Measurement Indicators for Program									
Performance Measurement Indicator		Base Year	Value	Actual value	Target Value	First Self Evaluation	Target Value		
				2014	2015	2015	2016	2017	2018
1	Number of training courses held for diplomats	-	-	-	8	6	9	10	12
2	Number of implemented non-specialized activities (training programs, conferences, workshops etc...)	-	-	-	7	5	8	9	10
Appropriations Of Jordan Institute of Diplomacy Program as Per Activities and Projects. ( In JDs )									
Activities and Projects		Actual 2014	Estimated 2015	Re-estimated 2015	Estimated 2016	Indicative		2017	2018
Current Expenditures		361,869	573,000	437,500	496,000	536,000		564,000	
601	Support administrative services	361,869	573,000	437,500	496,000	536,000		564,000	
Capital Expenditures		0	0	0	0	0		0	
Program / Treasury		0	0	0	0	0		0	
Total Program		361,869	573,000	437,500	496,000	536,000		564,000	

# Chapter :1301 Ministry of Foreign Affairs and Expatriates

**Vision** Upgrading the Jordanian diplomatic activity regionally and internationally through enhancing the concept of institutional work, developing diplomatic and administrative human resources leading to excellence and creativity in representing Jordan and providing services to the Jordanian citizens abroad

**Mission** Achieving the objectives of the foreign policy of the Hashemite Kingdom of Jordan, reinforcing Jordan's pivotal role based on moderation and temperance in the international and regional forums, as well as assuring excellence in diplomacy in a professional and effective manner in order to protect the Jordanian highest national interests

**Legal Framework :** Provisions of Organizational Bylaw No. (62) for the year 1999 and Jordan Institute of Diplomacy Bylaw No. (1) for the year 2013

Strategic Objectives for Ministry / Department Performance Indicators										
Strategic Objectives Description	Performance Measurement Indicators		Base Value		Actual Value	Target Value	Initial Internal Evaluation	Target Value		
			Base Year	Value						
					2014	2015	2015	2016	2017	2018
1 - To develop the administrative and diplomatic human resources in the Ministry	1	Percentage of qualified employees in the Ministry	2014	%90	%90	%95	%91	%95	%96	%97
2 - To contribute to formulating and executing the Kingdom's foreign policy, and protecting the highest national rights and interests of the country and its people abroad	1	Number of the Jordanian diplomatic missions	2014	54	54	55	61	63	65	67
	2	Number of Jordanian honorary consulates	2014	62	62	63	63	64	65	68
	3	Number of diplomatic missions accredited to the Royal Court.	2014	133	133	119	140	145	150	155
	4	Number of honorary consulates accredited to the Royal Court	2014	62	62	50	65	67	70	72

## Programs that achieve Strategic Objectives / Performance Indicators

Programs			Description of Performance Indicators		Base Value		Actual Value	Target Value	Initial Internal Evaluation	Target Value		
					Base Year	Value						
							2014	2015	2015	2016	2017	2018
2001	Administration and Support Services	1	Number of embassies which are electronically connected with the Ministry's headquarters	2014	30	30	50	35	45	50	55	
		2	Number of employees participating in internal and external training courses	2014	180	180	200	190	225	240	250	
2005	Foreign Affairs	1	Number of conferences and symposiums held in the embassies	2014	18	18	21	20	25	30	35	
		2	Number of the international agreements signed with brotherly and friendly countries	2014	12	12	22	15	25	30	35	
		3	Number of international organizations accredited to Jordan	2014	42	42	43	42	43	44	45	
2010	Jordan Institute of Diplomacy	1	Number of training courses held for diplomats	-	-	-	8	6	9	10	12	
		2	Number of implemented non-specialized activities (training programs, conferences, workshops etc...)	-	-	-	7	5	8	9	10	

## Programs Appropriations

Programs			Actual	Estimated	Re-estimated	Estimated	Indicative	Indicative
			2014	2015	2015	2016	2017	2018
2001	Administration and Support Services	Current	6639475	7449000	6740500	7357000	7643000	7676000
		Capital	261651	170000	170000	1075000	910000	800000
		Total	6901126	7619000	6910500	8432000	8553000	8476000
2005	Foreign Affairs	Current	38783401	43608000	39850000	43082000	44194000	45057000
		Capital	2099709	2530000	2280000	3075000	2440000	2450000
		Total	40883110	46138000	42130000	46157000	46634000	47507000
2010	Jordan Institute of Diplomacy	Current	361869	573000	437500	496000	536000	564000
		Capital	0	0	0	0	0	0
		Total	361869	573000	437500	496000	536000	564000
		Total of Current	45784745	51630000	47028000	50935000	52373000	53297000
		Total of Capital	2361360	2700000	2450000	4150000	3350000	3250000
		Total of Chapter	48146105	54330000	49478000	55085000	55723000	56547000

### Current Activities Appropriations According to Program

Prog.	Activities		Actual	Estimated	Re-estimated	Estimated	Indicative	Indicative
			2014	2015	2015	2016	2017	2018
2001	601	Administrative and Support Services	6639475	7449000	6740500	7357000	7643000	7676000
		Total of Program	6639475	7449000	6740500	7357000	7643000	7676000
2010	601	Support administrative services	361869	573000	437500	496000	536000	564000
		Total of Program	361869	573000	437500	496000	536000	564000
2005	601	Embassies	38783401	43608000	39850000	43082000	44194000	45057000
		Total of Program	38783401	43608000	39850000	43082000	44194000	45057000
		Total	45784745	51630000	47028000	50935000	52373000	53297000

### Capital Projects Appropriations According to Program

Prog.	Projects		Actual	Estimated	Re-estimated	Estimated	Indicative	Indicative
			2014	2015	2015	2016	2017	2018
2001	001	Sustaining and Operating the Ministry Services Project	261651	170000	170000	1075000	910000	800000
		Total of Program	261651	170000	170000	1075000	910000	800000
2005	001	Foreign Affairs Program Administration Project	853642	890000	890000	975000	870000	880000
	002	Constructing buildings for the Jordanian Embassy/ Islam Abad	290148	300000	300000	100000	0	0
	004	Building residence for the Head of diplomatic mission in Dubai	465919	0	0	0	0	0
	006	Ambassadors' Forum	0	50000	50000	0	70000	70000
	011	Opening an embassy in Mexico	490000	0	0	0	0	0
	013	Opening new diplomatic missions	0	1290000	1040000	2000000	1500000	1500000
		Total of Program	2099709	2530000	2280000	3075000	2440000	2450000
		Total	2361360	2700000	2450000	4150000	3350000	3250000

# Overall Summary of Current Expenditures for the Years 2014 - 2018

## Chapter: 1301 Ministry of Foreign Affairs and Expatriates

( In JDs )

Group	Item	Description	Actual 2014	Estimated 2015	Re-estimated 2015	Estimated 2016	Indicative 2017	Indicative 2018
21		Compensations of Employees						
2111		Salaries, Wages and Allowances						
	101	Classified Employees	1938737	2045000	1896000	2200000	2250000	2300000
	102	Unclassified Employees	504115	610000	600000	660000	693000	715000
	103	Comprehensive Contract Employees	11505563	12203000	11439000	12555000	12678000	12790000
	105	Personal Cost of Living Allowance	654692	1305000	685000	882000	944000	1001000
	106	Family Cost of Living Allowance	81655	104000	94000	115000	118000	121000
	107	Basic Allowance	236792	330000	242000	290000	296000	302000
	111	Additional Allowance	299287	310000	285000	305000	315000	325000
	112	Other Allowances	15954879	17181000	15951000	17423000	17978000	18560000
	113	Transportation Allowance	102356	152000	116000	150000	156000	162000
	114	Transport Allowance	284659	477500	384000	430000	475000	521000
	116	Employees' Bonuses	593615	550000	550000	600000	600000	600000
	120	Contract Employees	0	22000	12000	20000	35000	40000
Total			32156350	35289500	32254000	35630000	36538000	37437000
2121		Social Security Contributions						
	301	Social Security	610441	740500	624000	665000	695000	720000
Total			610441	740500	624000	665000	695000	720000
22		Use of Goods and Services						
2211		Use of Goods and Services						
	201	Rents	5978586	7074000	6500000	6540000	6640000	6640000
	202	Telecommunications Services	692487	782000	721000	721000	754000	775000
	203	Water	134680	163000	153000	164000	171000	177000
	204	Electricity	648566	735000	700000	735000	770000	800000
	205	Fuels	465693	690000	414000	550000	575000	600000
	206	Maintenance of Machines, furniture and accessories	144815	160000	130000	130000	135000	137000
	207	Maintenance of vehicles, equipment and accessories	208475	225000	215000	235000	246000	247000
	208	Repair and maintenance of buildings and accessories	198632	240000	239000	250000	271000	272000
	209	Office Supplies, publications and various stationery	218768	290000	270000	275000	287000	292000
	210	Substances and raw materials (medicines, clothes, food, films, etc..)	12462	28000	27000	27000	27000	27000
	211	Cleaning services and supplies including cleaning contracts	275351	310000	280000	327000	333000	334000
	212	Insurance	275352	310000	309000	315000	335000	335000
	213	Official Travel Missions	302643	532000	395000	400000	400000	400000
	214	Goods and services expenses	3147944	3861000	3647000	3831000	4056000	3964000
Total			12704454	15400000	14000000	14500000	15000000	15000000
28		Other Expenditures						
2821		Other Current Expenditures						
	303	Scientific scholarships and training courses	52482	85000	50000	60000	60000	60000
	305	Non-Employees' Bonuses	261018	115000	100000	80000	80000	80000
Total			313500	200000	150000	140000	140000	140000
Total of Chapter			45784745	51630000	47028000	50935000	52373000	53297000

**Current Expenditures According to Program and Activities for the Years 2014 - 2018**

Chapter : 1301 - Ministry of Foreign Affairs and Expatriates

(In JDs)

<b>Program : 2001 - Administration and Support Services</b>								
<b>Activity : 601 - Administrative and Support Services</b>								
Group	Item	Description	Actual 2014	Estimated 2015	Re-estimated 2015	Estimated 2016	Indicative 2017	Indicative 2018
<b>21</b>		<b>Compensations of Employees</b>						
<b>2111</b>		Salaries, Wages and Allowances						
	101	Classified Employees	750472	700000	700000	700000	700000	700000
	102	Unclassified Employees	466548	550000	550000	600000	630000	650000
	103	Comprehensive Contract Employees	100826	138000	80000	100000	115000	125000
	105	Personal Cost of Living Allowance	479053	530000	500000	600000	610000	615000
	106	Family Cost of Living Allowance	50114	55000	55000	65000	66000	67000
	107	Basic Allowance	236792	315000	236000	275000	280000	285000
	111	Additional Allowance	256036	265000	245000	270000	275000	280000
	112	Other Allowances	769426	950000	770000	950000	1000000	1030000
	113	Transportation Allowance	102356	140000	110000	140000	145000	150000
	114	Transport Allowance	33246	69500	49000	65000	70000	75000
	116	Employees' Bonuses	553645	540000	540000	600000	600000	600000
	120	Contract Employees	0	22000	12000	20000	35000	40000
<b>Total</b>			<b>3798514</b>	<b>4274500</b>	<b>3847000</b>	<b>4385000</b>	<b>4526000</b>	<b>4617000</b>
<b>2121</b>		Social Security Contributions						
	301	Social Security	149856	154500	154500	160000	165000	170000
<b>Total</b>			<b>149856</b>	<b>154500</b>	<b>154500</b>	<b>160000</b>	<b>165000</b>	<b>170000</b>
<b>22</b>		<b>Use of Goods and Services</b>						
<b>2211</b>		Use of Goods and Services						
	201	Rents	12372	14000	14000	40000	40000	40000
	202	Telecommunications Services	222014	250000	240000	210000	230000	250000
	203	Water	6251	15000	15000	16000	16000	16000
	204	Electricity	155555	170000	170000	180000	180000	182000
	205	Fuels	82437	130000	91000	110000	110000	110000
	000	Fuels	82437	0	0	0	0	0
	001	Heating	0	50000	30000	40000	40000	40000
	002	Saloon vehicles	0	40000	30000	35000	35000	35000
	003	Transport vehicles and heavy equipment	0	40000	31000	35000	35000	35000
	206	Maintenance of Machines, furniture and accessories	37808	40000	40000	40000	45000	47000
	207	Maintenance of vehicles, equipment and accessories	40331	40000	40000	50000	50000	50000
	208	Repair and maintenance of buildings and accessories	34884	40000	40000	40000	40000	40000
	209	Office Supplies, publications and various stationery	90919	100000	100000	105000	110000	115000
	210	Substances and raw materials (medicines, clothes, food, films, etc..)	8100	20000	20000	20000	20000	20000
	211	Cleaning services and supplies including cleaning contracts	78170	85000	85000	100000	100000	100000
	212	Insurance	18125	25000	25000	25000	25000	25000
	213	Official Travel Missions	156582	260000	200000	200000	200000	200000
	214	Goods and services expenses	1476615	1736000	1564000	1631000	1741000	1649000
	001	Events and hospitality	19042	23000	23000	25000	25000	25000
	006	Medical treatments	994877	1100000	1000000	1000000	1000000	1000000
	008	Advertisements and subscriptions	3445	20000	18000	20000	20000	20000
	011	Negotiations coordination office	47812	100000	90000	80000	80000	80000
	013	Services, security and guarding contracts	89459	90000	90000	120000	215000	120000
	014	Shipment and clearance fees	152992	190000	190000	200000	200000	200000
	015	Transport and shipment wages	55652	87000	57000	60000	70000	70000
	023	Translation expenditures	0	1000	1000	1000	1000	1000
	999	n.e.c	113336	125000	95000	125000	130000	133000
<b>Total</b>			<b>2420163</b>	<b>2925000</b>	<b>2644000</b>	<b>2767000</b>	<b>2907000</b>	<b>2844000</b>
<b>28</b>		<b>Other Expenditures</b>						
<b>2821</b>		Other Current Expenditures						
	303	Scientific scholarships and training courses	49355	35000	35000	20000	20000	20000
	305	Non-Employees' Bonuses	221587	60000	60000	25000	25000	25000
<b>Total</b>			<b>270942</b>	<b>95000</b>	<b>95000</b>	<b>45000</b>	<b>45000</b>	<b>45000</b>
<b>Total of Activity</b>			<b>6639475</b>	<b>7449000</b>	<b>6740500</b>	<b>7357000</b>	<b>7643000</b>	<b>7676000</b>
<b>Total of Program</b>			<b>6639475</b>	<b>7449000</b>	<b>6740500</b>	<b>7357000</b>	<b>7643000</b>	<b>7676000</b>

**Current Expenditures According to Program and Activities for the Years 2014 - 2018**

Chapter : 1301 - Ministry of Foreign Affairs and Expatriates

(In JDs)

<b>Program : 2005 - Foreign Affairs</b>								
<b>Activity : 601 - Embassies</b>								
Group	Item	Description	Actual 2014	Estimated 2015	Re-estimated 2015	Estimated 2016	Indicative 2017	Indicative 2018
<b>21</b>		<b>Compensations of Employees</b>						
<b>2111</b>		Salaries, Wages and Allowances						
	<b>101</b>	<b>Classified Employees</b>	<b>1188265</b>	<b>1300000</b>	<b>1196000</b>	<b>1500000</b>	<b>1550000</b>	<b>1600000</b>
	<b>103</b>	<b>Comprehensive Contract Employees</b>	<b>11362782</b>	<b>12000000</b>	<b>11311000</b>	<b>12400000</b>	<b>12500000</b>	<b>12600000</b>
	<b>105</b>	<b>Personal Cost of Living Allowance</b>	<b>153730</b>	<b>750000</b>	<b>160000</b>	<b>250000</b>	<b>300000</b>	<b>350000</b>
	<b>106</b>	<b>Family Cost of Living Allowance</b>	<b>28025</b>	<b>45000</b>	<b>35000</b>	<b>45000</b>	<b>46000</b>	<b>47000</b>
	<b>112</b>	<b>Other Allowances</b>	<b>15099157</b>	<b>16141000</b>	<b>15091000</b>	<b>16373000</b>	<b>16875000</b>	<b>17425000</b>
	<b>114</b>	<b>Transport Allowance</b>	<b>251413</b>	<b>400000</b>	<b>330000</b>	<b>360000</b>	<b>400000</b>	<b>440000</b>
<b>Total</b>			<b>28083372</b>	<b>30636000</b>	<b>28123000</b>	<b>30928000</b>	<b>31671000</b>	<b>32462000</b>
<b>2121</b>		Social Security Contributions						
	<b>301</b>	<b>Social Security</b>	<b>430585</b>	<b>556000</b>	<b>440000</b>	<b>470000</b>	<b>490000</b>	<b>505000</b>
<b>Total</b>			<b>430585</b>	<b>556000</b>	<b>440000</b>	<b>470000</b>	<b>490000</b>	<b>505000</b>
<b>22</b>		<b>Use of Goods and Services</b>						
<b>2211</b>		Use of Goods and Services						
	<b>201</b>	<b>Rents</b>	<b>5966214</b>	<b>7060000</b>	<b>6486000</b>	<b>6500000</b>	<b>6600000</b>	<b>6600000</b>
	<b>202</b>	<b>Telecommunications Services</b>	<b>463856</b>	<b>520000</b>	<b>470000</b>	<b>500000</b>	<b>510000</b>	<b>510000</b>
	<b>203</b>	<b>Water</b>	<b>127689</b>	<b>145000</b>	<b>135000</b>	<b>145000</b>	<b>150000</b>	<b>155000</b>
	<b>204</b>	<b>Electricity</b>	<b>481638</b>	<b>550000</b>	<b>515000</b>	<b>539000</b>	<b>573000</b>	<b>600000</b>
	<b>205</b>	<b>Fuels</b>	<b>377608</b>	<b>550000</b>	<b>315000</b>	<b>430000</b>	<b>455000</b>	<b>480000</b>
		000 Fuels	377608	0	0	0	0	0
		001 Heating	0	350000	188000	260000	285000	310000
		002 Saloon vehicles	0	200000	127000	170000	170000	170000
	<b>206</b>	<b>Maintenance of Machines, furniture and accessories</b>	<b>104807</b>	<b>110000</b>	<b>80000</b>	<b>80000</b>	<b>80000</b>	<b>80000</b>
	<b>207</b>	<b>Maintenance of vehicles, equipment and accessories</b>	<b>167846</b>	<b>180000</b>	<b>171000</b>	<b>180000</b>	<b>190000</b>	<b>190000</b>
	<b>208</b>	<b>Repair and maintenance of buildings and accessories</b>	<b>159872</b>	<b>190000</b>	<b>190000</b>	<b>200000</b>	<b>220000</b>	<b>220000</b>
	<b>209</b>	<b>Office Supplies, publications and various stationery</b>	<b>121451</b>	<b>175000</b>	<b>158000</b>	<b>160000</b>	<b>165000</b>	<b>165000</b>
	<b>210</b>	<b>Substances and raw materials (medicines, clothes, food, films, etc..)</b>	<b>4362</b>	<b>6000</b>	<b>5000</b>	<b>5000</b>	<b>5000</b>	<b>5000</b>
	<b>211</b>	<b>Cleaning services and supplies including cleaning contracts</b>	<b>195915</b>	<b>220000</b>	<b>190000</b>	<b>222000</b>	<b>227000</b>	<b>227000</b>
	<b>212</b>	<b>Insurance</b>	<b>254915</b>	<b>270000</b>	<b>270000</b>	<b>280000</b>	<b>300000</b>	<b>300000</b>
	<b>213</b>	<b>Official Travel Missions</b>	<b>145701</b>	<b>270000</b>	<b>193000</b>	<b>198000</b>	<b>198000</b>	<b>198000</b>
	<b>214</b>	<b>Goods and services expenses</b>	<b>1661925</b>	<b>2115000</b>	<b>2073000</b>	<b>2185000</b>	<b>2300000</b>	<b>2300000</b>
		001 Events and hospitality	39924	35000	33000	40000	40000	40000
		008 Advertisements and subscriptions	9964	15000	15000	30000	30000	30000
		010 Fees and Commissions	49170	50000	50000	50000	55000	55000
		012 Vehicles, instruments and machines rental allowance	99787	60000	60000	130000	130000	130000
		013 Services, security and guarding contracts	141846	450000	450000	450000	500000	500000
		014 Shipment and clearance fees	111387	140000	140000	140000	160000	160000
		015 Transport and shipment wages	206906	230000	190000	210000	250000	250000
		017 Sport tournaments, festivals and celebration expenditures	871122	1000000	1000000	1000000	1000000	1000000
		023 Translation expenditures	1840	5000	5000	5000	5000	5000
		999 n.e.c	129979	130000	130000	130000	130000	130000
<b>Total</b>			<b>10233799</b>	<b>12361000</b>	<b>11251000</b>	<b>11624000</b>	<b>11973000</b>	<b>12030000</b>
<b>28</b>		<b>Other Expenditures</b>						
<b>2821</b>		Other Current Expenditures						
	<b>303</b>	<b>Scientific scholarships and training courses</b>	<b>289</b>	<b>5000</b>	<b>1000</b>	<b>10000</b>	<b>10000</b>	<b>10000</b>
	<b>305</b>	<b>Non-Employees' Bonuses</b>	<b>35356</b>	<b>50000</b>	<b>35000</b>	<b>50000</b>	<b>50000</b>	<b>50000</b>
<b>Total</b>			<b>35645</b>	<b>55000</b>	<b>36000</b>	<b>60000</b>	<b>60000</b>	<b>60000</b>
<b>Total of Activity</b>			<b>38783401</b>	<b>43608000</b>	<b>39850000</b>	<b>43082000</b>	<b>44194000</b>	<b>45057000</b>
<b>Total of Program</b>			<b>38783401</b>	<b>43608000</b>	<b>39850000</b>	<b>43082000</b>	<b>44194000</b>	<b>45057000</b>

**Current Expenditures According to Program and Activities for the Years 2014 - 2018**

Chapter : 1301 - Ministry of Foreign Affairs and Expatriates

(In JDs)

Program : 2010 - Jordan Institute of Diplomacy								
Activity : 601 - Support administrative services								
Group	Item	Description	Actual 2014	Estimated 2015	Re-estimated 2015	Estimated 2016	Indicative 2017	Indicative 2018
<b>21</b>		<b>Compensations of Employees</b>						
<b>2111</b>		Salaries, Wages and Allowances						
	<b>101</b>	<b>Classified Employees</b>	<b>0</b>	<b>45000</b>	<b>0</b>	<b>0</b>	<b>0</b>	<b>0</b>
	<b>102</b>	<b>Unclassified Employees</b>	<b>37567</b>	<b>60000</b>	<b>50000</b>	<b>60000</b>	<b>63000</b>	<b>65000</b>
	<b>103</b>	<b>Comprehensive Contract Employees</b>	<b>41955</b>	<b>65000</b>	<b>48000</b>	<b>55000</b>	<b>63000</b>	<b>65000</b>
	<b>105</b>	<b>Personal Cost of Living Allowance</b>	<b>21909</b>	<b>25000</b>	<b>25000</b>	<b>32000</b>	<b>34000</b>	<b>36000</b>
	<b>106</b>	<b>Family Cost of Living Allowance</b>	<b>3516</b>	<b>4000</b>	<b>4000</b>	<b>5000</b>	<b>6000</b>	<b>7000</b>
	<b>107</b>	<b>Basic Allowance</b>	<b>0</b>	<b>15000</b>	<b>6000</b>	<b>15000</b>	<b>16000</b>	<b>17000</b>
	<b>111</b>	<b>Additional Allowance</b>	<b>43251</b>	<b>45000</b>	<b>40000</b>	<b>35000</b>	<b>40000</b>	<b>45000</b>
	<b>112</b>	<b>Other Allowances</b>	<b>86296</b>	<b>90000</b>	<b>90000</b>	<b>100000</b>	<b>103000</b>	<b>105000</b>
	<b>113</b>	<b>Transportation Allowance</b>	<b>0</b>	<b>12000</b>	<b>6000</b>	<b>10000</b>	<b>11000</b>	<b>12000</b>
	<b>114</b>	<b>Transport Allowance</b>	<b>0</b>	<b>8000</b>	<b>5000</b>	<b>5000</b>	<b>5000</b>	<b>6000</b>
	<b>116</b>	<b>Employees' Bonuses</b>	<b>39970</b>	<b>10000</b>	<b>10000</b>	<b>0</b>	<b>0</b>	<b>0</b>
<b>Total</b>			<b>274464</b>	<b>379000</b>	<b>284000</b>	<b>317000</b>	<b>341000</b>	<b>358000</b>
<b>2121</b>		Social Security Contributions						
	<b>301</b>	<b>Social Security</b>	<b>30000</b>	<b>30000</b>	<b>29500</b>	<b>35000</b>	<b>40000</b>	<b>45000</b>
<b>Total</b>			<b>30000</b>	<b>30000</b>	<b>29500</b>	<b>35000</b>	<b>40000</b>	<b>45000</b>
<b>22</b>		<b>Use of Goods and Services</b>						
<b>2211</b>		Use of Goods and Services						
	<b>202</b>	<b>Telecommunications Services</b>	<b>6617</b>	<b>12000</b>	<b>11000</b>	<b>11000</b>	<b>14000</b>	<b>15000</b>
	<b>203</b>	<b>Water</b>	<b>740</b>	<b>3000</b>	<b>3000</b>	<b>3000</b>	<b>5000</b>	<b>6000</b>
	<b>204</b>	<b>Electricity</b>	<b>11373</b>	<b>15000</b>	<b>15000</b>	<b>16000</b>	<b>17000</b>	<b>18000</b>
	<b>205</b>	<b>Fuels</b>	<b>5648</b>	<b>10000</b>	<b>8000</b>	<b>10000</b>	<b>10000</b>	<b>10000</b>
		000 Fuels	5648	0	0	0	0	0
		001 Heating	0	5000	4000	5000	5000	5000
		002 Saloon vehicles	0	5000	4000	5000	5000	5000
	<b>206</b>	<b>Maintenance of Machines, furniture and accessories</b>	<b>2200</b>	<b>10000</b>	<b>10000</b>	<b>10000</b>	<b>10000</b>	<b>10000</b>
	<b>207</b>	<b>Maintenance of vehicles, equipment and accessories</b>	<b>298</b>	<b>5000</b>	<b>4000</b>	<b>5000</b>	<b>6000</b>	<b>7000</b>
	<b>208</b>	<b>Repair and maintenance of buildings and accessories</b>	<b>3876</b>	<b>10000</b>	<b>9000</b>	<b>10000</b>	<b>11000</b>	<b>12000</b>
	<b>209</b>	<b>Office Supplies, publications and various stationery</b>	<b>6398</b>	<b>15000</b>	<b>12000</b>	<b>10000</b>	<b>12000</b>	<b>12000</b>
	<b>210</b>	<b>Substances and raw materials (medicines, clothes, food, films, etc..)</b>	<b>0</b>	<b>2000</b>	<b>2000</b>	<b>2000</b>	<b>2000</b>	<b>2000</b>
	<b>211</b>	<b>Cleaning services and supplies including cleaning contracts</b>	<b>1266</b>	<b>5000</b>	<b>5000</b>	<b>5000</b>	<b>6000</b>	<b>7000</b>
	<b>212</b>	<b>Insurance</b>	<b>2312</b>	<b>15000</b>	<b>14000</b>	<b>10000</b>	<b>10000</b>	<b>10000</b>
	<b>213</b>	<b>Official Travel Missions</b>	<b>360</b>	<b>2000</b>	<b>2000</b>	<b>2000</b>	<b>2000</b>	<b>2000</b>
	<b>214</b>	<b>Goods and services expenses</b>	<b>9404</b>	<b>10000</b>	<b>10000</b>	<b>15000</b>	<b>15000</b>	<b>15000</b>
<b>Total</b>			<b>50492</b>	<b>114000</b>	<b>105000</b>	<b>109000</b>	<b>120000</b>	<b>126000</b>
<b>28</b>		<b>Other Expenditures</b>						
<b>2821</b>		Other Current Expenditures						
	<b>303</b>	<b>Scientific scholarships and training courses</b>	<b>2838</b>	<b>45000</b>	<b>14000</b>	<b>30000</b>	<b>30000</b>	<b>30000</b>
	<b>305</b>	<b>Non-Employees' Bonuses</b>	<b>4075</b>	<b>5000</b>	<b>5000</b>	<b>5000</b>	<b>5000</b>	<b>5000</b>
<b>Total</b>			<b>6913</b>	<b>50000</b>	<b>19000</b>	<b>35000</b>	<b>35000</b>	<b>35000</b>
<b>Total of Activity</b>			<b>361869</b>	<b>573000</b>	<b>437500</b>	<b>496000</b>	<b>536000</b>	<b>564000</b>
<b>Total of Program</b>			<b>361869</b>	<b>573000</b>	<b>437500</b>	<b>496000</b>	<b>536000</b>	<b>564000</b>
<b>Total of Chapter</b>			<b>45784745</b>	<b>51630000</b>	<b>47028000</b>	<b>50935000</b>	<b>52373000</b>	<b>53297000</b>

# Overall Summary of Capital Expenditures for the Years 2014 - 2018

Chapter : 1301 Ministry of Foreign Affairs and Expatriates

( In JDs )

Group	Item	Description	Actual 2014	Estimated 2015	Re-estimated 2015	Estimated 2016	Indicative 2017	Indicative 2018
		<b>Expenditures</b>						
22		<b>Use of Goods and Services</b>						
2211		Use of Goods and Services						
	510	Buildings and facilities repair and maintenance	224534	430000	430000	380000	330000	330000
	512	Operating and Sustaining Expenditures	60306	105000	105000	0	70000	70000
		<b>Total</b>	<b>284840</b>	<b>535000</b>	<b>535000</b>	<b>380000</b>	<b>400000</b>	<b>400000</b>
28		<b>Other Expenditures</b>						
2822		Other Capital Expenditures						
	504	Studies, Research and Consultations	50144	5000	5000	10000	5000	5000
		<b>Total</b>	<b>50144</b>	<b>5000</b>	<b>5000</b>	<b>10000</b>	<b>5000</b>	<b>5000</b>
		<b>Fixed Assets</b>						
31		<b>Non-financial Assets</b>						
3111		Buildings and Constructions						
	508	Works and Constructions	756067	300000	300000	600000	400000	400000
		<b>Total</b>	<b>756067</b>	<b>300000</b>	<b>300000</b>	<b>600000</b>	<b>400000</b>	<b>400000</b>
3112		Devices, Machinery and Equipment						
	505	Equipment, Machines and Devices	279885	270000	270000	590000	345000	355000
	506	Vehicles and Equipment	432397	230000	230000	450000	400000	440000
		<b>Total</b>	<b>712282</b>	<b>500000</b>	<b>500000</b>	<b>1040000</b>	<b>745000</b>	<b>795000</b>
3113		<b>Other Fixed Assets</b>						
	511	Equipping and furnishing	558027	1360000	1110000	2120000	1800000	1650000
		<b>Total</b>	<b>558027</b>	<b>1360000</b>	<b>1110000</b>	<b>2120000</b>	<b>1800000</b>	<b>1650000</b>
		<b>Total of Chapter</b>	<b>2361360</b>	<b>2700000</b>	<b>2450000</b>	<b>4150000</b>	<b>3350000</b>	<b>3250000</b>

# Capital Expenditures According to Program and Projects for the Years 2014 - 2018

Chapter : 1301 Ministry of Foreign Affairs and Expatriates

( In JDs )

Program 2001 Administration and Support Services								
Project		001 Sustaining and Operating the Ministry Services Project *						
Fund Source		102001	Capital (Treasury)					
Group	item	Description	Actual 2014	Estimated 2015	Re-estimated 2015	Estimated 2016	Indicative 2017	Indicative 2018
22		Use of Goods and Services						
2211		Use of Goods and Services						
	510	Buildings and facilities repair and maintenance						
	008	Miscellaneous buildings and facilities maintenance	14949	15000	15000	15000	15000	15000
	009	Various buildings repair and renovation	14801	15000	15000	15000	15000	15000
	Total of Item		29750	30000	30000	30000	30000	30000
	512	Operating and Sustaining Expenditures						
	999	n.e.c	25585	5000	5000	0	0	0
	Total of Item		25585	5000	5000	0	0	0
31		Non-financial Assets						
3111		Buildings and Constructions						
	508	Works and Constructions						
	014	Miscellaneous buildings extensions	0	0	0	500000	400000	400000
	Total of Item		0	0	0	500000	400000	400000
3112		Devices, Machinery and Equipment						
	505	Equipment, Machines and Devices						
	001	Computers and accessories	14833	20000	20000	190000	20000	20000
	006	Public safety devices and equipment	4880	20000	20000	15000	10000	10000
	048	Passports printers	37821	45000	45000	135000	150000	150000
	062	Solar cells systems and equipment	0	0	0	135000	0	0
	Total of Item		57534	85000	85000	475000	180000	180000
	506	Vehicles and Equipment						
	001	Sedan vehicles	0	30000	30000	50000	100000	140000
	005	Medium-size passenger buses	138000	0	0	0	0	0
	Total of Item		138000	30000	30000	50000	100000	140000
3113		Other Fixed Assets						
	511	Equipping and furnishing						
	006	Furnishing and equipping the buildings and facilities	10782	20000	20000	20000	200000	50000
	Total of Item		10782	20000	20000	20000	200000	50000
Total of Project / Treasury			261651	170000	170000	1075000	910000	800000
Total of Program			261651	170000	170000	1075000	910000	800000

\* Administration Project, formerly

# Capital Expenditures According to Program and Projects for the Years 2014 - 2018

Chapter : 1301 Ministry of Foreign Affairs and Expatriates

( In JDs )

Program 2005 Foreign Affairs								
Project		001 Foreign Affairs Program Administration Project						
Fund Source		102001	Capital (Treasury)					
Group	item	Description	Actual 2014	Estimated 2015	Re-estimated 2015	Estimated 2016	Indicative 2017	Indicative 2018
22		Use of Goods and Services						
2211		Use of Goods and Services						
	510	Buildings and facilities repair and maintenance						
	008	Miscellaneous buildings and facilities maintenance	194784	400000	400000	350000	300000	300000
		Total of Item	194784	400000	400000	350000	300000	300000
	512	Operating and Sustaining Expenditures						
	004	Electricity	0	20000	20000	0	0	0
	006	Devices, tools and equipment maintenance	16630	10000	10000	0	0	0
	013	Services contracts	18091	20000	20000	0	0	0
		Total of Item	34721	50000	50000	0	0	0
28		Other Expenditures						
2822		Other Capital Expenditures						
	504	Studies, Research and Consultations						
	015	Studies, consultations and engineering plans	50144	5000	5000	10000	5000	5000
		Total of Item	50144	5000	5000	10000	5000	5000
31		Non-financial Assets						
3112		Devices, Machinery and Equipment						
	505	Equipment, Machines and Devices						
	001	Computers and accessories	63341	15000	15000	20000	40000	50000
	003	Office supplies and equipment	18661	20000	20000	15000	15000	10000
	006	Public safety devices and equipment	69547	50000	50000	50000	50000	50000
	012	Air Conditioners	10241	25000	25000	15000	25000	25000
	019	Communications devices	8787	25000	25000	15000	15000	20000
	999	n.e.c	51774	50000	50000	0	20000	20000
		Total of Item	222351	185000	185000	115000	165000	175000
	506	Vehicles and Equipment						
	001	Sedan vehicles	294397	200000	200000	400000	300000	300000
		Total of Item	294397	200000	200000	400000	300000	300000
3113		Other Fixed Assets						
	511	Equipping and furnishing						
	006	Furnishing and equipping the buildings and facilities	57245	50000	50000	100000	100000	100000
		Total of Item	57245	50000	50000	100000	100000	100000
		Total of Project / Treasury	853642	890000	890000	975000	870000	880000
Project		002 Constructing buildings for the Jordanian Embassy/ Islam Abad						
Fund Source		102001	Capital (Treasury)					
Group	item	Description	Actual 2014	Estimated 2015	Re-estimated 2015	Estimated 2016	Indicative 2017	Indicative 2018
31		Non-financial Assets						
3111		Buildings and Constructions						
	508	Works and Constructions						
	013	Miscellaneous buildings construction	290148	300000	300000	100000	0	0
		Total of Item	290148	300000	300000	100000	0	0
		Total of Project / Treasury	290148	300000	300000	100000	0	0

# Capital Expenditures According to Program and Projects for the Years 2014 - 2018

Chapter : 1301 Ministry of Foreign Affairs and Expatriates

( In JDs )

Program 2005 Foreign Affairs								
Project		004 Building residence for the Head of diplomatic mission in Dubai						
Fund Source		102001 Capital (Treasury)						
Group	item	Description	Actual 2014	Estimated 2015	Re-estimated 2015	Estimated 2016	Indicative 2017	Indicative 2018
31		Non-financial Assets						
3111		Buildings and Constructions						
	508	Works and Constructions						
	013	Miscellaneous buildings construction	465919	0	0	0	0	0
		Total of Item	465919	0	0	0	0	0
		Total of Project / Treasury	465919	0	0	0	0	0
Project		006 Ambassadors' Forum						
Fund Source		102001 Capital (Treasury)						
Group	item	Description	Actual 2014	Estimated 2015	Re-estimated 2015	Estimated 2016	Indicative 2017	Indicative 2018
22		Use of Goods and Services						
2211		Use of Goods and Services						
	512	Operating and Sustaining Expenditures						
	032	Conferences, celebrations and workshops	0	50000	50000	0	70000	70000
		Total of Item	0	50000	50000	0	70000	70000
		Total of Project / Treasury	0	50000	50000	0	70000	70000
Project		011 Opening an embassy in Mexico						
Fund Source		102001 Capital (Treasury)						
Group	item	Description	Actual 2014	Estimated 2015	Re-estimated 2015	Estimated 2016	Indicative 2017	Indicative 2018
31		Non-financial Assets						
3113		Other Fixed Assets						
	511	Equipping and furnishing						
	006	Furnishing and equipping the buildings and facilities	490000	0	0	0	0	0
		Total of Item	490000	0	0	0	0	0
		Total of Project / Treasury	490000	0	0	0	0	0
Project		013 Opening new diplomatic missions						
Fund Source		102001 Capital (Treasury)						
Group	item	Description	Actual 2014	Estimated 2015	Re-estimated 2015	Estimated 2016	Indicative 2017	Indicative 2018
31		Non-financial Assets						
3113		Other Fixed Assets						
	511	Equipping and furnishing						
	006	Furnishing and equipping the buildings and facilities	0	1290000	1040000	2000000	1500000	1500000
		Total of Item	0	1290000	1040000	2000000	1500000	1500000
		Total of Project / Treasury	0	1290000	1040000	2000000	1500000	1500000
Total of Program			2099709	2530000	2280000	3075000	2440000	2450000
Total of Chapter			2361360	2700000	2450000	4150000	3350000	3250000