

Chapter : 1601 Ministry of Industry, Trade and Supply

- Creation:** The Ministry of Industry and Trade was established in 1952 under the name of Ministry of Economy and Trade. Under Ministry of National Economy Organization and Administration Bylaw No. (12) for the year 1971, it became to be known as the Ministry of National Economy. In line with the international economic developments, Jordan's direction towards economic and trade openness and enhancement of the free economy mechanisms and market forces, Industry and Trade Law No. (18) for the year 1998 was issued; under which the Ministry of Supply was cancelled and its directorates were merged with the directorates of the Ministry of Industry and Trade as the legal successor of the Ministry of Supply.
- Vision :** Contributing to building and promoting a national economy that is diversified, global and competitive in partnership with the private sector to improve the citizens' standard of living
- Mission:** Enhancing the business and investment environment to be more competitive through developing economic policies and legislation to guarantee protection of the rights and interests of both the consumers and the business sector

Tasks of the Ministry / Department:

- Industry theme: Draft industrial policy that aims to increase industrial development and competitiveness, entrench the free market principles and protect innovation and creativity and the business sector.
- Trade theme: Draft trade policy that aims to develop trade and open markets for national products abroad.
- Supply and consumer protection theme: Enhance the policies of food security and consumer protection, manage the Kingdom's strategic storage of wheat and barley and organize the sale of basic materials in addition to controlling the markets and assuring quality of materials.
- Investment and international relations theme: Contribute to enhancing the investment environment and business environment and supervise preparation and follow up the implementation of industrial, trade and economic agreements and protocols to which the Kingdom is a party.
- Insurance theme: Protect the insured and beneficiaries from insurance and control the companies' financial capacity to provide insurance coverage to protect these rights and strengthen the cooperation and integration relations with the insurance regulatory commissions at the international and Arab levels.

Ministry/Department Contribution to the Achievement of the National Objectives:

- Develop the national economy to be prosperous and open to regional and international markets.
- Enable the national economy to accommodate the growing flow of Jordanian labor.
- Enhance the supply theme in the policies of food security, consumer protection and goods quality assurance and availability in the markets at reasonable resources.
- Enhance government administration to be financially stable, transparent and accountable.

Major Issues and Challenges which face the Ministry / Department:

- Keep pace with the update and development of investment laws, bylaws and legislation.
- The limited information sources and lack of a necessary database to conduct investigations and studies related to program implementation within the strategic plan.
- Lack of qualified human resources and job attrition.

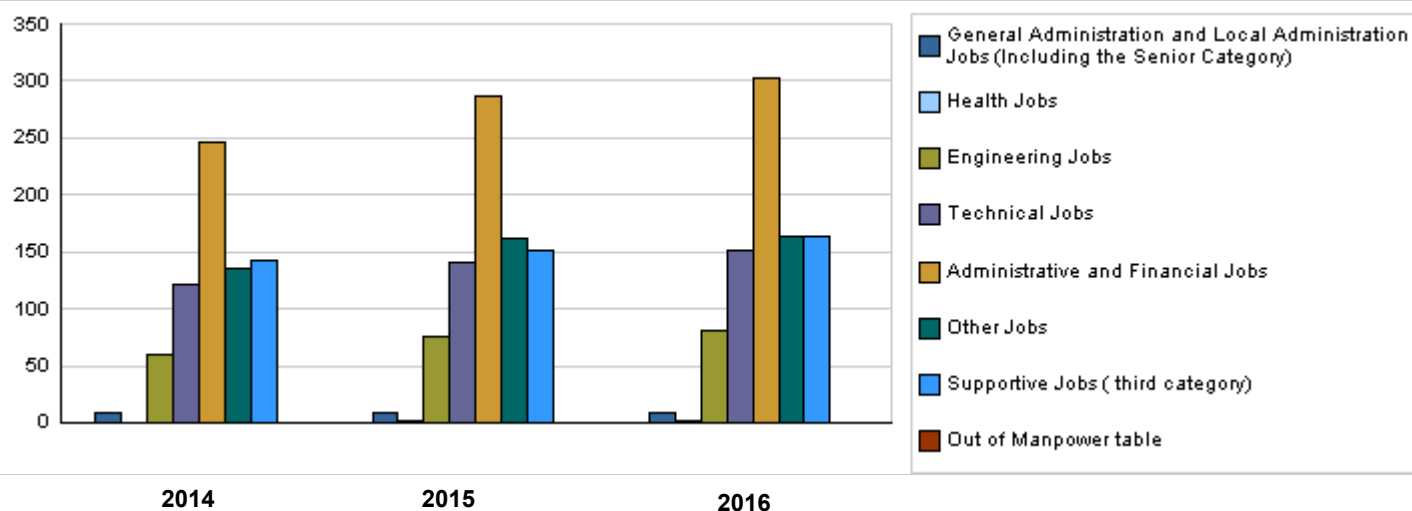
CHAPTER : 1601 Ministry of Industry, Trade and Supply

Strategic Objectives and Performance Indicators of the Ministry / Department

Strategic Objective	Performance Indicator	base year	Value	Actual Value	Target Value	Primary Self Evaluation	Target Value		
				2014	2015	2015	2016	2017	2018
1 - To maximize the performance of the trade and industrial sectors	1 Percentage of industrial sector contribution to the GDP (basic prices)	2006	%25.7	24%	%26.5	24%	25.5%	26%	27%
2 - To contribute to the reinforcement of an environment that stimulates economic and investment activities	1 Growth average of local employment in the industrial sector	2005	%7.2	7%	%5.7	7%	8%	9%	10%
3 - To organize and control internal and external trade	1 Number of complaints related to the availability and quality of basic commodities	2006	300	161	230	148	140	130	120
4 - To develop and activate legislation to protect the rights of the consumers and business sector	1 Number of complaints by those dealing with the local markets	2006	420	707	345	529	500	470	400
5 - To make the Ministry's work more efficient and effective	1 Percentage of satisfaction of the Ministry's clients	2006	75%	76%	%95	78%	80%	82%	82%

Number of Staff of the Ministry / Department

Group	Job	Actual 2014			Primary 2015			Estimated 2016		
		Male	Female	Total	Male	Female	Total	Male	Female	Total
General Administration and Local Administration Jobs (Including the Senior Category)	Supervisory and leadership jobs	8	0	8	8	0	8	8	0	8
Health Jobs		0	0	0	1	0	1	1	0	1
Engineering Jobs	Various engineering jobs	42	18	60	55	20	75	59	22	81
Technical Jobs	Other technical jobs	66	55	121	78	63	141	84	67	151
Administrative and Financial Jobs	Various administrative and financial jobs	163	83	246	193	93	286	212	91	303
Other Jobs	Other various jobs	96	40	136	110	51	161	111	53	164
Supportive Jobs (third category)	Various supportive jobs	106	37	143	115	37	152	127	37	164
Total		481	233	714	560	264	824	602	270	872
Out of Manpower table	Out of manpower table	0	0	0	0	0	0	0	0	0
Grand Total		481	233	714	560	264	824	602	270	872
Total Cost of Salaries		3530735	1739018	5269753	4339080	2041920	6381000	4916940	2209060	7126000



Key Information of the Ministry / Department	
No.	Description
1	Issue the manual of certificate of origin issuance procedures and circulate it to the concerned agencies.
2	Finish the preparation of final draft of the national strategy of international trade document.
3	Sign free trade agreements with a number of countries.
4	Start the application of trade names and individual institutions registration services electronically.
5	Prepare draft national industrial policy and discuss its themes with the concerned agencies.
6	Finish the Jordanian- European twinning project of the Ministry of Industry.

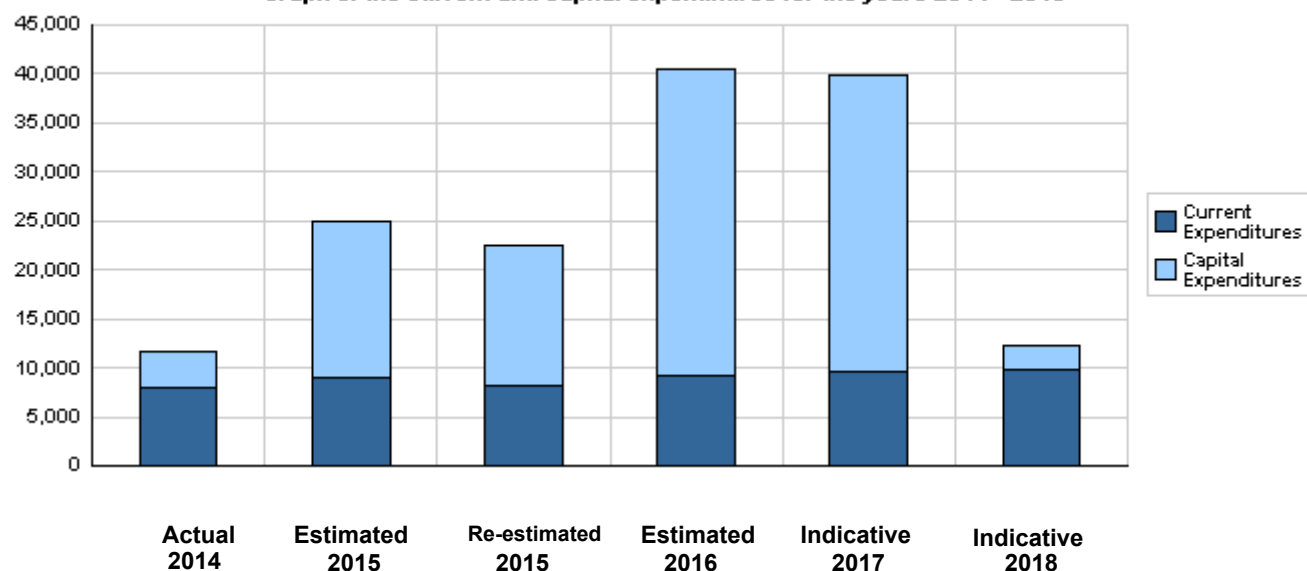
**Overall Summary of Expenditures for Chapter 1601- Ministry of Industry, Trade and Supply
for the Years 2014 - 2018**

(In JDs)

Description		Actual 2014	Estimated 2015	Re-estimated 2015	Estimated 2016	Indicative 2017 2018	
Group	Current Expenditures						
2111	Salaries, Wages and Allowances	4,904,119	6,748,000	5,913,000	6,576,000	6,881,000	7,049,000
2121	Social Security Contributions	365,634	520,000	468,000	550,000	585,000	600,000
2211	Use of Goods and Services	574,522	750,000	710,000	745,000	725,000	725,000
2631	Support to General Government Units	2,092,000	970,000	970,000	1,244,000	1,306,000	1,345,000
2821	Other Current Expenditures	73,338	75,000	57,000	40,000	40,000	40,000
Total current expenditures		8,009,613	9,063,000	8,118,000	9,155,000	9,537,000	9,759,000
Capital Expenditures							
2111	Salaries, Wages and Allowances	20,466	15,000	15,000	40,000	40,000	40,000
2211	Use of Goods and Services	210,871	1,281,000	890,000	1,428,000	1,395,000	1,112,000
2632	Support to General Government Units/ Capital	3,262,817	405,000	405,000	1,494,000	1,456,000	1,161,000
2822	Other Capital Expenditures	18,245	127,000	70,000	185,000	90,000	30,000
3111	Buildings and Constructions	0	14,000,000	13,000,000	28,000,000	27,300,000	0
3112	Devices, Machinery and Equipment	79,373	92,000	80,000	152,000	90,000	73,000
3113	Other Fixed Assets	0	0	0	0	0	0
Total capital expenditures		3,591,772	15,920,000	14,460,000	31,299,000	30,371,000	2,416,000
Treasury		3,591,772	15,920,000	14,460,000	31,299,000	30,371,000	2,416,000
Total current and capital expenditures		11,601,385	24,983,000	22,578,000	40,454,000	39,908,000	12,175,000

(Thousands of JDs)

Graph of the current and capital expenditures for the years 2014 - 2018



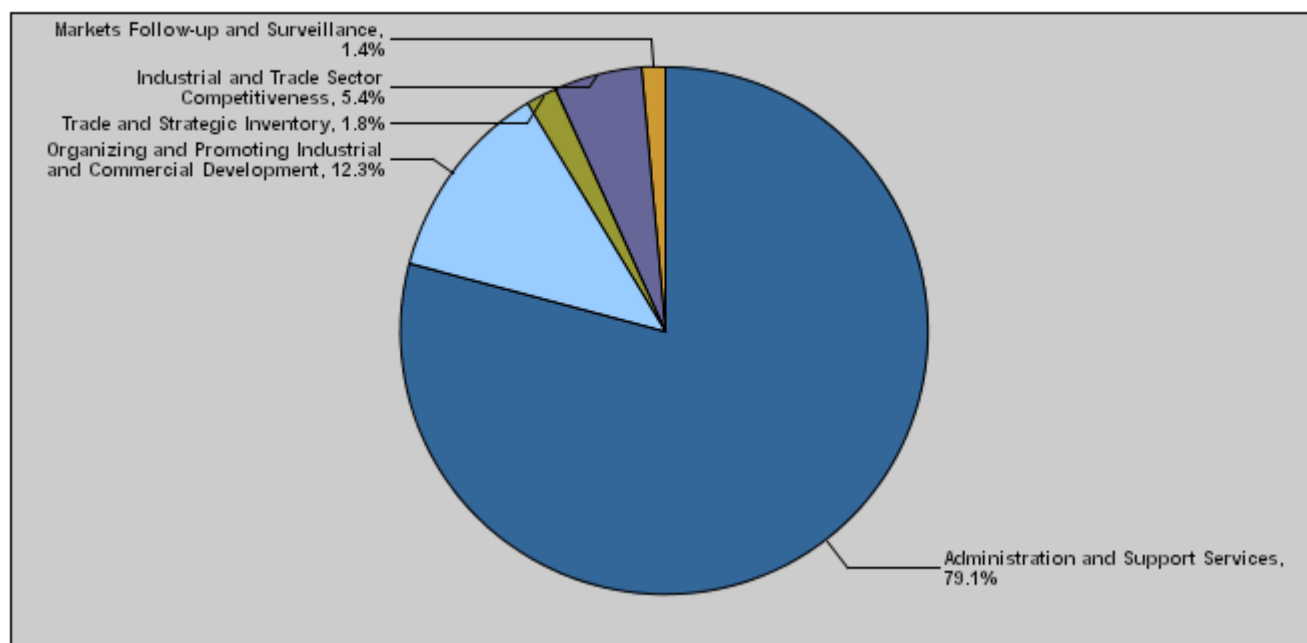
Budget of Chapter 1601 - Ministry of Industry, Trade and Supply

For the Year 2016 Distributed According to Program

(InJDs)

Prog.	Description	Current Expenditures	Capital Expenditures	Total Expenditures
2801	Administration and Support Services	3,781,000	28,222,000	32,003,000
2805	Organizing and Promoting Industrial and Commercial Development	2,097,000	2,862,000	4,959,000
2810	Trade and Strategic Inventory	689,000	55,000	744,000
2815	Industrial and Trade Sector Competitiveness	2,081,000	95,000	2,176,000
2820	Markets Follow-up and Surveillance	507,000	65,000	572,000
Total		9,155,000	31,299,000	40,454,000

Total Expenditures for the Year 2016 Distributed According to Programs



Estimated Allocations for Females distributed according to Programs for the Years 2014 - 2018

Program		2014	2015	2016	2017	2018
2801	Administration and Support Services	854158	1055208	998184	1036992	1050984
2805	Organizing and Promoting Industrial and Commercial Development	608168	395712	452952	475416	488160
2810	Trade and Strategic Inventory	257422	316470	377572	401136	417576
2815	Industrial and Trade Sector Competitiveness	442304	511056	898992	925776	949968
2820	Markets Follow-up and Surveillance	74861	85089	81627	85813	89677
Total		2236913	2363535	2809327	2925133	2996365

Budget Chapter 1601 - Ministry of Industry, Trade and Supply Distributed According to the Program

2801

Administration and Support Services Program

Objective of the program :

This program aims to improve the administrative capacities, update the bylaws and instructions for developing the work of remaining programs and the executive and strategic plans of all the Ministry's directorates and sections to ensure effective and distinguished implementation to achieve the relevant objectives and assist in implementing their tasks.

The strategic objective related to the program :

Make the Ministry's work more efficient and effective.

Directorates associated with the program :

1- Directorate of Financial Affairs and Commercial Account
2- Internal Control Directorate
3- Computer Directorate
4- Administrative Affairs Directorate
5- Human Resources Development Directorate
6- Knowledge Directorate

Services provided by the program :

Provide the financial and administrative support to all programs, projects and activities of the Ministry.

Staff working in the program :

The program is implemented through a functional staff in 2015 estimated with (363) staff, including (267) males and (96) females .

Performance Measurement Indicators for Program

Performance Measurement Indicator		Base Year	Value	Actual value	Target Value	First Self Evaluation	Target Value		
				2014	2015	2015	2016	2017	2018
1	Number of simplified procedures for service recipients	2006	7	7	7	4	7	7	4

Appropriations Of Administration and Support Services Program as Per Activities and Projects. (In JDs

Activities and Projects		Actual	Estimated	Re-estimated	Estimated	Indicative	
		2014	2015	2015	2016	2017	2018
Current Expenditures		3,235,446	4,622,000	3,997,000	3,781,000	3,928,000	3,981,000
601	Administrative and Support Services	3,235,446	4,622,000	3,997,000	3,781,000	3,928,000	3,981,000
Capital Expenditures		1,183,168	15,042,000	13,695,000	28,222,000	27,481,000	181,000
001	Administration Project	1,183,168	780,000	510,000	0	0	0
004	Project of Establishment of Industrial Cities in the Kingdom	0	8,500,000	8,500,000	10,000,000	2,800,000	0
005	Silos Expansion Project	0	5,500,000	4,500,000	18,000,000	24,500,000	0
006	Insurance administration	0	157,000	135,000	222,000	181,000	181,000
007	National Export Strategy	0	105,000	50,000	0	0	0
Program / Treasury		1,183,168	15,042,000	13,695,000	28,222,000	27,481,000	181,000
Total Program		4,418,614	19,664,000	17,692,000	32,003,000	31,409,000	4,162,000

Budget Chapter 1601 - Ministry of Industry, Trade and Supply Distributed According to the Program

2805	Organizing and Promoting Industrial and Commercial Development Program
-------------	---

Objective of the program :

This program aims to work on developing the industry and trade and increase the efficiency of local industry to be capable of competing international products.

The strategic objective related to the program :

Contribute to the enhancement of an environment that stimulates economic and investment activities.

Directorates associated with the program :

- 1- External Directorates (governorates)
- 2- Trade and Inventory Directorate
- 3- Maintenance Directorate
- 4- Policies Directorate

Services provided by the program :

- Contribute to improving the citizen's living standards.
- Contribute to improving the quality of national industry and improve the level of public safety in factories.
- Contribute to opening new markets through the signed trade protocols and agreements.

Staff working in the program :

The program is implemented through a functional staff in 2015 estimated with (116) staff, including (91) males and (25) females .

Performance Measurement Indicators for Program

Performance Measurement Indicator		Base Year	Value	Actual value	Target Value	First Self Evaluation	Target Value		
				2014	2015	2015	2016	2017	2018
1	Number of applications for production inputs exemption from customs (annually)	2014	22	22	25	23	20	20	15
2	Number of factories included in the industrial awareness and control programs	2006	450	450	500	500	600	700	800

Appropriations Of Organizing and Promoting Industrial and Commercial Development Program as Per Activities and Pro (In JDs)

Activities and Projects		Actual	Estimated	Re-estimated	Estimated	Indicative	
		2014	2015	2015	2016	2017	2018
Current Expenditures		2,815,593	1,892,000	1,832,000	2,097,000	2,201,000	2,260,000
601	Organizing and implementing investment promotion programs	723,593	922,000	862,000	853,000	895,000	915,000
602	Supporting investment affairs institutions	2,092,000	970,000	970,000	1,244,000	1,306,000	1,345,000
Capital Expenditures		2,340,377	666,000	600,000	2,862,000	2,710,000	2,085,000
001	Organizing and Promoting Industrial and Commercial Development Program Administration Project	0	15,000	15,000	815,000	738,000	658,000
004	Supporting Jordan Investment Board projects	379,000	0	0	0	0	0
005	Supporting Jordan Enterprise Development Corporation projects	1,938,000	405,000	405,000	430,000	430,000	430,000
007	Implementing the industrial policy document	6,147	206,000	150,000	170,000	200,000	100,000
009	Executing foreign trade strategy	14,707	0	0	0	0	0
011	Protecting the national production and combating dumping	2,523	40,000	30,000	88,000	71,000	61,000
013	Implementation of the trade policy	0	0	0	145,000	45,000	5,000
014	Establishing industrial observatory	0	0	0	150,000	200,000	100,000
015	Supporting the Investment Commission projects	0	0	0	1,064,000	1,026,000	731,000
Program / Treasury		2,340,377	666,000	600,000	2,862,000	2,710,000	2,085,000
Total Program		5,155,970	2,558,000	2,432,000	4,959,000	4,911,000	4,345,000

Budget Chapter 1601 - Ministry of Industry, Trade and Supply Distributed According to the Program

2810	Trade and Strategic Inventory Program
-------------	--

Objective of the program :

The program aims to enhance the role of local and external trade in the Gross Domestic Product (GDP) and provide the citizen with basic goods with suitable quality at reasonable prices as well as to preserve the animal resources through increasing the number of fodder centers to facilitate serving livestock raisers.

The strategic objective related to the program :

Organize and control internal and external trade.

Directorates associated with the program :

- 1- External Directorates
- 2- Commercial Register Directorate
- 3- Legal Affairs Directorate

Services provided by the program :

- Provide basic goods to the citizens at reasonable quality and price.

Staff working in the program :

The program is implemented through a functional staff in 2015 estimated with (93) staff, including (42) males and (51) females .

Performance Measurement Indicators for Program

Performance Measurement Indicator		Base Year	Value	Actual value	Target Value	First Self Evaluation	Target Value		
				2014	2015	2015	2016	2017	2018
1	Number of trade registries whose statuses are rectified (annually)	2006	4000	2158	4500	2053	2600	2700	2800

Appropriations Of Trade and Strategic Inventory Program as Per Activities and Projects.

(In JDs)

Activities and Projects		Actual	Estimated	Re-estimated	Estimated	Indicative	
		2014	2015	2015	2016	2017	2018
Current Expenditures		469,748	577,500	577,500	689,000	732,000	762,000
601	Regulating domestic and foreign trade	469,748	577,500	577,500	689,000	732,000	762,000
Capital Expenditures		18,231	45,000	45,000	55,000	45,000	40,000
002	Adjusting Commercial Register Status	18,231	45,000	45,000	55,000	45,000	40,000
Program / Treasury		18,231	45,000	45,000	55,000	45,000	40,000
Total Program		487,979	622,500	622,500	744,000	777,000	802,000

Budget Chapter 1601 - Ministry of Industry, Trade and Supply Distributed According to the Program

2815

Industrial and Trade Sector Competitiveness Program

Objective of the program :

The program aims to develop a policy for competition which enforces market mechanisms through upgrading the capacities of the authorities concerned with applying the competition law and raising awareness on its provisions, create a database to be relied upon in conducting studies related to competition in markets and the status of competition in some economic sectors and reach independence as applied in the international competition organizations.

The strategic objective related to the program :

Maximize the performance of the trade and industry sectors.

Directorates associated with the program :

1- Competitiveness Directorate
2- National Production Protection Directorate
3- Property Protection Directorate

Services provided by the program :

- Enhance local competitiveness and capacities.
- Contribute to improving the investment environment.

Staff working in the program :

The program is implemented through a functional staff in 2015 estimated with (190) staff, including (108) males and (82) females .

Performance Measurement Indicators for Program

Performance Measurement Indicator		Base Year	Value	Actual value	Target Value	First Self Evaluation	Target Value		
				2014	2015	2015	2016	2017	2018
1	Percentage of national exports growth	2006	%12.9	7.5%	%10.3	-4%	5%	5.5%	6%
2	Percentage of imports growth	2006	%9	3%	4%	-6%	5%	5%	5%

Appropriations Of Industrial and Trade Sector Competitiveness Program as Per Activities and Projects. (In JDs)

Activities and Projects		Actual	Estimated	Re-estimated	Estimated	Indicative	
		2014	2015	2015	2016	2017	2018
Current Expenditures		1,023,852	1,383,000	1,183,000	2,081,000	2,143,000	2,199,000
601	Enhancing competitive capacity for the industrial and commercial sector	1,023,852	1,383,000	1,183,000	2,081,000	2,143,000	2,199,000
Capital Expenditures		22,181	60,000	45,000	95,000	70,000	45,000
001	Spreading competition culture	17,443	40,000	30,000	70,000	45,000	25,000
003	Promoting and raising the awareness on the significance of industrial ownership rights	4,738	20,000	15,000	25,000	25,000	20,000
Program / Treasury		22,181	60,000	45,000	95,000	70,000	45,000
Total Program		1,046,033	1,443,000	1,228,000	2,176,000	2,213,000	2,244,000

Budget Chapter 1601 - Ministry of Industry, Trade and Supply Distributed According to the Program

2820	Markets Follow-up and Surveillance Program
Objective of the program : <p>This program aims to ensure the quality of goods and their availability in the markets at reasonable prices and prevent the merchants' manipulation of the customer's food in a manner that preserves the rights of merchants and owners of food factories through effective control on markets and activation of the Consumer Protection Society' work.</p>	
The strategic objective related to the program : <p>Develop and activate legislation to protect the rights of consumers and business sector.</p>	
Directorates associated with the program : <p>1- External Directorates 2- Markets Control Directorate 3- Industrial Development Directorate</p>	
Services provided by the program : <p>- Improve the level of services provided to citizens.</p>	
Staff working in the program : <p>The program is implemented through a functional staff in 2015 estimated with (62) staff, including (52) males and (10) females .</p>	

Performance Measurement Indicators for Program										
Performance Measurement Indicator			Base Year	Value	Actual value	Target Value	First Self Evaluation	Target Value		
					2014	2015	2015	2016	2017	2018
1	Number of commercial violations issued		2006	5000	4821	2300	3425	4000	3797	3697
Appropriations Of Markets Follow-up and Surveillance Program as Per Activities and Projects.									(In JDs)	
Activities and Projects			Actual	Estimated	Re-estimated	Estimated	Indicative			
			2014	2015	2015	2016	2017	2018		
Current Expenditures			464,974	588,500	528,500	507,000	533,000	557,000		
601	Markets control and follow up		464,974	588,500	528,500	507,000	533,000	557,000		
Capital Expenditures			27,815	107,000	75,000	65,000	65,000	65,000		
001	Markets Follow- up and Monitoring Program Administration Project		27,815	107,000	75,000	65,000	65,000	65,000		
Program / Treasury			27,815	107,000	75,000	65,000	65,000	65,000		
Total Program			492,789	695,500	603,500	572,000	598,000	622,000		

Capital Expenditures Distributed According to Governorates

Chapter : 1601 Ministry of Industry, Trade and Supply

(In JDs)

Governorate		Actual 2014	Estimated 2015	Re-estimated 2015	Estimated 2016	Indicative 2017	Indicative 2018
11	Center	3523205	7124000	5720000	3061000	2833000	2195000
21	Irbid Governorate	21508	134000	85000	19900	19900	19900
22	Mafraq Governorate	6273	5000	5000	19900	19900	16900
23	Jarash Governorate	0	3000	3000	2319900	523900	16900
24	Ajloun Governorate	7378	16000	16000	19900	19900	19900
31	Amman Governorate	5995	61000	54000	9019900	12269900	19900
32	Balqa' Governorate	0	11000	11000	2219900	635900	16900
33	Zarqa Governorate	7148	8528000	8528000	19900	19900	19900
34	Ma'daba Governorate	0	0	0	3019100	859100	16100
41	Karak Governorate	5177	3000	3000	19900	19900	19900
42	Ma'an Governorate	0	0	0	19900	19900	16900
43	Tafilah Governorate	6443	20000	20000	2519900	859900	17900
44	Aqaba Governorate	8645	15000	15000	9019900	12269900	19900
Total		3591772	15920000	14460000	31299000	30371000	2416000

Vision Contributing to building and promoting a national economy that is diversified, global and competitive in partnership with the private sector to improve the citizens' standard of living

Mission Enhancing the business and investment environment to be more competitive through developing economic policies and legislation to guarantee protection of the rights and interests of both the consumers and the business sector

Legal Framework : Industry and Trade Law No. (18) for the year 1998, and amendments thereto

Strategic Objectives for Ministry / Department Performance Indicators										
Strategic Objectives Description	Performance Measurement Indicators		Base Value		Actual Value	Target Value	Initial Internal Evaluation	Target Value		
			Base Year	Value						
					2014	2015	2015	2016	2017	2018
1 - To maximize the performance of the trade and industrial sectors	1	Percentage of industrial sector contribution to the GDP (basic prices)	2006	%25.7	24%	%26.5	24%	25.5%	26%	27%
2 - To contribute to the reinforcement of an environment that stimulates economic and investment activities	1	Growth average of local employment in the industrial sector	2005	%7.2	7%	%5.7	7%	8%	9%	10%
3 - To organize and control internal and external trade	1	Number of complaints related to the availability and quality of basic commodities	2006	300	161	230	148	140	130	120
4 - To develop and activate legislation to protect the rights of the consumers and business sector	1	Number of complaints by those dealing with the local markets	2006	420	707	345	529	500	470	400
5 - To make the Ministry's work more efficient and effective	1	Percentage of satisfaction of the Ministry's clients	2006	75%	76%	%95	78%	80%	82%	82%

Programs that achieve Strategic Objectives / Performance Indicators

Programs		Description of Performance Indicators		Base Value		Actual Value	Target Value	Initial Internal Evaluation	Target Value		
				Base Year	Value						
						2014	2015	2015	2016	2017	2018
2801	Administration and Support Services	1	Number of simplified procedures for service recipients	2006	7	7	7	4	7	7	4
2805	Organizing and Promoting Industrial and Commercial Development	1	Number of applications for production inputs exemption from customs (annually)	2014	22	22	25	23	20	20	15
		2	Number of factories included in the industrial awareness and control programs	2006	450	450	500	500	600	700	800
2810	Trade and Strategic Inventory	1	Number of trade registries whose statuses are rectified (annually)	2006	4000	2158	4500	2053	2600	2700	2800
2815	Industrial and Trade Sector Competitiveness	1	Percentage of national exports growth	2006	%12.9	7.5%	%10.3	-4%	5%	5.5%	6%
		2	Percentage of imports growth	2006	%9	3%	4%	-6%	5%	5%	5%
2820	Markets Follow-up and Surveillance	1	Number of commercial violations issued	2006	5000	4821	2300	3425	4000	3797	3697

Programs Appropriations

Programs			Actual	Estimated	Re-estimated	Estimated	Indicative	Indicative
			2014	2015	2015	2016	2017	2018
2801	Administration and Support Services	Current	3235446	4622000	3997000	3781000	3928000	3981000
		Capital	1183168	15042000	13695000	28222000	27481000	181000
		Total	4418614	19664000	17692000	32003000	31409000	4162000
2805	Organizing and Promoting Industrial and Commercial Development	Current	2815593	1892000	1832000	2097000	2201000	2260000
		Capital	2340377	666000	600000	2862000	2710000	2085000
		Total	5155970	2558000	2432000	4959000	4911000	4345000
2810	Trade and Strategic Inventory	Current	469748	577500	577500	689000	732000	762000
		Capital	18231	45000	45000	55000	45000	40000
		Total	487979	622500	622500	744000	777000	802000
2815	Industrial and Trade Sector Competitiveness	Current	1023852	1383000	1183000	2081000	2143000	2199000
		Capital	22181	60000	45000	95000	70000	45000
		Total	1046033	1443000	1228000	2176000	2213000	2244000
2820	Markets Follow-up and Surveillance	Current	464974	588500	528500	507000	533000	557000
		Capital	27815	107000	75000	65000	65000	65000
		Total	492789	695500	603500	572000	598000	622000
		Total of Current	8009613	9063000	8118000	9155000	9537000	9759000
		Total of Capital	3591772	15920000	14460000	31299000	30371000	2416000
		Total of Chapter	11601385	24983000	22578000	40454000	39908000	12175000

Current Activities Appropriations According to Program

Prog.	Activities		Actual	Estimated	Re-estimated	Estimated	Indicative	Indicative
			2014	2015	2015	2016	2017	2018
2815	601	Enhancing competitive capacity for the industrial and commercial sector	1023852	1383000	1183000	2081000	2143000	2199000
		Total of Program	1023852	1383000	1183000	2081000	2143000	2199000
2805	601	Organizing and implementing investment promotion programs	723593	922000	862000	853000	895000	915000
	602	Supporting investment affairs institutions	2092000	970000	970000	1244000	1306000	1345000
		Total of Program	2815593	1892000	1832000	2097000	2201000	2260000
2810	601	Regulating domestic and foreign trade	469748	577500	577500	689000	732000	762000
		Total of Program	469748	577500	577500	689000	732000	762000
2820	601	Markets control and follow up	464974	588500	528500	507000	533000	557000
		Total of Program	464974	588500	528500	507000	533000	557000
2801	601	Administrative and Support Services	3235446	4622000	3997000	3781000	3928000	3981000
		Total of Program	3235446	4622000	3997000	3781000	3928000	3981000
		Total	8009613	9063000	8118000	9155000	9537000	9759000

Capital Projects Appropriations According to Program

Prog.	Projects		Actual	Estimated	Re-estimated	Estimated	Indicative	Indicative
			2014	2015	2015	2016	2017	2018
2815	001	Spreading competition culture	17443	40000	30000	70000	45000	25000
	003	Promoting and raising the awareness on the significance of industrial ownership rights	4738	20000	15000	25000	25000	20000
		Total of Program	22181	60000	45000	95000	70000	45000
2805	001	Organizing and Promoting Industrial and Commercial Development Program Administration Project	0	15000	15000	815000	738000	658000
	004	Supporting Jordan Investment Board projects	379000	0	0	0	0	0
	005	Supporting Jordan Enterprise Development Corporation projects	1938000	405000	405000	430000	430000	430000
	007	Implementing the industrial policy document	6147	206000	150000	170000	200000	100000
	009	Executing foreign trade strategy	14707	0	0	0	0	0
	011	Protecting the national production and combating dumping	2523	40000	30000	88000	71000	61000
	013	Implementation of the trade policy	0	0	0	145000	45000	5000
	014	Establishing industrial observatory	0	0	0	150000	200000	100000
	015	Supporting the Investment Commission projects	0	0	0	1064000	1026000	731000
		Total of Program	2340377	666000	600000	2862000	2710000	2085000
2810	002	Adjusting Commercial Register Status	18231	45000	45000	55000	45000	40000
		Total of Program	18231	45000	45000	55000	45000	40000
2820	001	Markets Follow- up and Monitoring Program Administration Project	27815	107000	75000	65000	65000	65000
		Total of Program	27815	107000	75000	65000	65000	65000
2801	001	Administration Project	1183168	780000	510000	0	0	0
	004	Project of Establishment of Industrial Cities in the Kingdom	0	8500000	8500000	10000000	2800000	0
	005	Silos Expansion Project	0	5500000	4500000	18000000	24500000	0
	006	Insurance administration	0	157000	135000	222000	181000	181000
	007	National Export Strategy	0	105000	50000	0	0	0
		Total of Program	1183168	15042000	13695000	28222000	27481000	181000
		Total	3591772	15920000	14460000	31299000	30371000	2416000

* The Insurance Commission was cancelled, and its rights and assets were transferred to the Ministry of Industry, Trade and Supply to become its legal and factual successor under Restructuring of Government Institutions and Departments Law No. (17) for the year 2014.

Overall Summary of Current Expenditures for the Years 2014 - 2018

Chapter: 1601 Ministry of Industry, Trade and Supply

(In JDs)

Group	Item	Description	Actual 2014	Estimated 2015	Re-estimated 2015	Estimated 2016	Indicative 2017	Indicative 2018
21		Compensations of Employees						
2111		Salaries, Wages and Allowances						
	101	Classified Employees	348199	384000	344000	328000	326000	325000
	102	Unclassified Employees	1385308	1867000	1517000	1472000	1538000	1571000
	103	Comprehensive Contract Employees	295652	417000	317000	372000	392000	407000
	105	Personal Cost of Living Allowance	1066328	1363000	1263000	1324000	1437000	1465000
	106	Family Cost of Living Allowance	103768	151000	151000	146000	166000	184000
	110	Overtime Allowance	17304	30000	30000	30000	30000	30000
	111	Additional Allowance	907809	1062000	1062000	1134000	1168000	1194000
	112	Other Allowances	396592	905000	690000	991000	998000	1006000
	113	Transportation Allowance	208726	239000	229000	267000	285000	299000
	114	Transport Allowance	64441	103000	103000	94000	109000	119000
	116	Employees' Bonuses	109992	110000	110000	120000	120000	120000
	120	Contract Employees	0	117000	97000	298000	312000	329000
Total			4904119	6748000	5913000	6576000	6881000	7049000
2121		Social Security Contributions						
	301	Social Security	365634	520000	468000	550000	585000	600000
Total			365634	520000	468000	550000	585000	600000
22		Use of Goods and Services						
2211		Use of Goods and Services						
	201	Rents	83809	90000	90000	85000	85000	85000
	202	Telecommunications Services	26972	35000	34000	35000	35000	35000
	203	Water	2794	4000	4000	5000	5000	5000
	204	Electricity	36999	55000	55000	65000	50000	45000
	205	Fuels	48708	97000	58000	65000	65000	65000
	206	Maintenance of Machines, furniture and accessories	17933	25000	25000	25000	25000	25000
	207	Maintenance of vehicles, equipment and accessories	9794	14000	14000	14000	14000	14000
	208	Repair and maintenance of buildings and accessories	11964	16000	16000	20000	20000	20000
	209	Office Supplies, publications and various stationery	63735	68000	68000	78000	78000	78000
	210	Substances and raw materials (medicines, clothes, food, films, etc..)	768	2000	2000	3000	3000	3000
	211	Cleaning services and supplies including cleaning contracts	59929	82000	82000	85000	85000	85000
	212	Insurance	0	2000	2000	1000	1000	1000
	213	Official Travel Missions	11984	16000	16000	20000	15000	20000
	214	Goods and services expenses	199133	244000	244000	244000	244000	244000
Total			574522	750000	710000	745000	725000	725000
26		Support/ Grants						
2631		Support to General Government Units						
	313	Support to general government units/current	2092000	970000	970000	1244000	1306000	1345000
Total			2092000	970000	970000	1244000	1306000	1345000
28		Other Expenditures						
2821		Other Current Expenditures						
	302	Contributions	24850	25000	25000	25000	25000	25000
	303	Scientific scholarships and training courses	9436	12250	12250	15000	15000	15000
	305	Non-Employees' Bonuses	39052	37750	19750	0	0	0
Total			73338	75000	57000	40000	40000	40000
Total of Chapter			8009613	9063000	8118000	9155000	9537000	9759000

Current Expenditures According to Program and Activities for the Years 2014 - 2018

Chapter : 1601 - Ministry of Industry, Trade and Supply

(In JDs)

Program : 2801 - Administration and Support Services								
Activity : 601 - Administrative and Support Services								
Group	Item	Description	Actual 2014	Estimated 2015	Re-estimated 2015	Estimated 2016	Indicative 2017	Indicative 2018
21		Compensations of Employees						
2111		Salaries, Wages and Allowances						
	101	Classified Employees	211160	232000	202000	204000	200000	195000
	102	Unclassified Employees	735133	889000	729000	640000	690000	705000
	103	Comprehensive Contract Employees	100051	165000	135000	183000	190000	192000
	105	Personal Cost of Living Allowance	527161	690000	590000	559000	620000	628000
	106	Family Cost of Living Allowance	44759	80000	80000	66000	72000	80000
	110	Overtime Allowance	15892	13000	13000	12000	12000	12000
	111	Additional Allowance	402873	522000	522000	418000	430000	437000
	112	Other Allowances	191139	580000	415000	414000	416000	418000
	113	Transportation Allowance	103027	126000	116000	117000	122000	130000
	114	Transport Allowance	18398	47000	47000	44000	50000	52000
	116	Employees' Bonuses	66998	67000	67000	70000	70000	70000
	120	Contract Employees	0	117000	97000	64000	68000	72000
Total			2416591	3528000	3013000	2791000	2940000	2991000
2121		Social Security Contributions						
	301	Social Security	202321	301000	249000	240000	258000	260000
Total			202321	301000	249000	240000	258000	260000
22		Use of Goods and Services						
2211		Use of Goods and Services						
	201	Rents	83809	90000	90000	85000	85000	85000
	202	Telecommunications Services	26972	35000	34000	35000	35000	35000
	203	Water	2794	4000	4000	5000	5000	5000
	204	Electricity	36999	55000	55000	65000	50000	45000
	205	Fuels	48708	97000	58000	65000	65000	65000
	000	Fuels	48708	0	0	0	0	0
	001	Heating	0	5000	5000	5000	5000	5000
	002	Saloon vehicles	0	33000	29000	30000	30000	30000
	003	Transport vehicles and heavy equipment	0	59000	24000	30000	30000	30000
	206	Maintenance of Machines, furniture and accessories	17933	25000	25000	25000	25000	25000
	207	Maintenance of vehicles, equipment and accessories	9794	14000	14000	14000	14000	14000
	208	Repair and maintenance of buildings and accessories	11964	16000	16000	20000	20000	20000
	209	Office Supplies, publications and various stationery	63735	68000	68000	78000	78000	78000
	210	Substances and raw materials (medicines, clothes, food, films, etc..)	768	2000	2000	3000	3000	3000
	211	Cleaning services and supplies including cleaning contracts	59929	82000	82000	85000	85000	85000
	212	Insurance	0	2000	2000	1000	1000	1000
	213	Official Travel Missions	11984	16000	16000	20000	15000	20000
	214	Goods and services expenses	199133	244000	244000	244000	244000	244000
	006	Medical treatments	11383	20000	20000	22000	22000	22000
	013	Services, security and guarding contracts	29824	40000	40000	38000	38000	38000
	024	Commercial centers	143000	149000	149000	149000	149000	149000
	999	n.e.c	14926	35000	35000	35000	35000	35000
Total			574522	750000	710000	745000	725000	725000
28		Other Expenditures						
2821		Other Current Expenditures						
	303	Scientific scholarships and training courses	2960	5250	5250	5000	5000	5000
	305	Non-Employees' Bonuses	39052	37750	19750	0	0	0
Total			42012	43000	25000	5000	5000	5000
Total of Activity			3235446	4622000	3997000	3781000	3928000	3981000
Total of Program			3235446	4622000	3997000	3781000	3928000	3981000

Current Expenditures According to Program and Activities for the Years 2014 - 2018

Chapter : 1601 - Ministry of Industry, Trade and Supply

(In JDs)

Program : 2805 - Organizing and Promoting Industrial and Commercial Development								
Activity : 601 - Organizing and implementing investment promotion programs								
Group	Item	Description	Actual 2014	Estimated 2015	Re-estimated 2015	Estimated 2016	Indicative 2017	Indicative 2018
21		Compensations of Employees						
2111		Salaries, Wages and Allowances						
	101	Classified Employees	49072	54000	44000	38000	39000	40000
	102	Unclassified Employees	197979	305000	255000	258000	262000	264000
	103	Comprehensive Contract Employees	4873	5000	5000	0	0	0
	105	Personal Cost of Living Allowance	166518	221000	221000	207000	220000	223000
	106	Family Cost of Living Allowance	22301	28000	28000	25000	32000	34000
	110	Overtime Allowance	731	4000	4000	5000	5000	5000
	111	Additional Allowance	133785	144000	144000	138000	142000	148000
	113	Transportation Allowance	33846	36000	36000	35000	38000	39000
	114	Transport Allowance	13638	20000	20000	16000	20000	22000
	116	Employees' Bonuses	20000	20000	20000	15000	15000	15000
	120	Contract Employees	0	0	0	18000	20000	21000
Total			642743	837000	777000	755000	793000	811000
2121		Social Security Contributions						
	301	Social Security	54000	58000	58000	70000	74000	76000
Total			54000	58000	58000	70000	74000	76000
28		Other Expenditures						
2821		Other Current Expenditures						
	302	Contributions	24850	25000	25000	25000	25000	25000
	999	n.e.c	24850	25000	25000	25000	25000	25000
	303	Scientific scholarships and training courses	2000	2000	2000	3000	3000	3000
Total			26850	27000	27000	28000	28000	28000
Total of Activity			723593	922000	862000	853000	895000	915000
Activity : 602 - Supporting investment affairs institutions								
Group	Item	Description	Actual 2014	Estimated 2015	Re-estimated 2015	Estimated 2016	Indicative 2017	Indicative 2018
26		Support/ Grants						
2631		Support to General Government Units						
	313	Support to general government units/current	2092000	970000	970000	1244000	1306000	1345000
	004	Jordan Investment Board	720000	0	0	0	0	0
	012	Jordan Enterprise Development Corporation	1372000	970000	970000	1244000	1306000	1345000
Total			2092000	970000	970000	1244000	1306000	1345000
Total of Activity			2092000	970000	970000	1244000	1306000	1345000
Total of Program			2815593	1892000	1832000	2097000	2201000	2260000

Current Expenditures According to Program and Activities for the Years 2014 - 2018

Chapter : 1601 - Ministry of Industry, Trade and Supply

(In JDs)

Program : 2810 - Trade and Strategic Inventory								
Activity : 601 - Regulating domestic and foreign trade								
Group	Item	Description	Actual 2014	Estimated 2015	Re-estimated 2015	Estimated 2016	Indicative 2017	Indicative 2018
21		Compensations of Employees						
2111		Salaries, Wages and Allowances						
	101	Classified Employees	14974	19000	19000	11000	11000	11000
	102	Unclassified Employees	151691	209000	209000	169000	174000	179000
	103	Comprehensive Contract Employees	23397	33000	33000	31000	32000	33000
	105	Personal Cost of Living Allowance	129971	144000	144000	170000	185000	188000
	106	Family Cost of Living Allowance	7762	9000	9000	14000	16000	19000
	110	Overtime Allowance	0	6000	6000	3000	3000	3000
	111	Additional Allowance	73860	79000	79000	125000	132000	136000
	113	Transportation Allowance	13687	15000	15000	22000	24000	26000
	114	Transport Allowance	12907	14000	14000	15000	17000	19000
	116	Employees' Bonuses	7000	7000	7000	10000	10000	10000
	120	Contract Employees	0	0	0	57000	62000	68000
Total			435249	535000	535000	627000	666000	692000
2121		Social Security Contributions						
	301	Social Security	32999	41000	41000	60000	64000	68000
Total			32999	41000	41000	60000	64000	68000
28		Other Expenditures						
2821		Other Current Expenditures						
	303	Scientific scholarships and training courses	1500	1500	1500	2000	2000	2000
Total			1500	1500	1500	2000	2000	2000
Total of Activity			469748	577500	577500	689000	732000	762000
Total of Program			469748	577500	577500	689000	732000	762000
Program : 2815 - Industrial and Trade Sector Competitiveness								
Activity : 601 - Enhancing competitive capacity for the industrial and commercial sector								
Group	Item	Description	Actual 2014	Estimated 2015	Re-estimated 2015	Estimated 2016	Indicative 2017	Indicative 2018
21		Compensations of Employees						
2111		Salaries, Wages and Allowances						
	101	Classified Employees	51397	54000	54000	61000	62000	64000
	102	Unclassified Employees	162758	254000	174000	259000	262000	268000
	103	Comprehensive Contract Employees	167331	214000	144000	151000	162000	172000
	105	Personal Cost of Living Allowance	129895	178000	178000	280000	300000	310000
	106	Family Cost of Living Allowance	14264	17000	17000	27000	30000	33000
	110	Overtime Allowance	0	5000	5000	6000	6000	6000
	111	Additional Allowance	185323	198000	198000	356000	362000	368000
	112	Other Allowances	205453	325000	275000	577000	582000	588000
	113	Transportation Allowance	34697	36000	36000	70000	76000	78000
	114	Transport Allowance	12768	14000	14000	13000	15000	18000
	116	Employees' Bonuses	9999	10000	10000	15000	15000	15000
	120	Contract Employees	0	0	0	143000	144000	148000
Total			973885	1305000	1105000	1958000	2016000	2068000
2121		Social Security Contributions						
	301	Social Security	47983	76000	76000	120000	124000	128000
Total			47983	76000	76000	120000	124000	128000
28		Other Expenditures						
2821		Other Current Expenditures						
	303	Scientific scholarships and training courses	1984	2000	2000	3000	3000	3000
Total			1984	2000	2000	3000	3000	3000
Total of Activity			1023852	1383000	1183000	2081000	2143000	2199000
Total of Program			1023852	1383000	1183000	2081000	2143000	2199000

Current Expenditures According to Program and Activities for the Years 2014 - 2018

Chapter : 1601 - Ministry of Industry, Trade and Supply

(In JDs)

Program : 2820 - Markets Follow-up and Surveillance								
Activity : 601 - Markets control and follow up								
Group	Item	Description	Actual 2014	Estimated 2015	Re-estimated 2015	Estimated 2016	Indicative 2017	Indicative 2018
21		Compensations of Employees						
2111		Salaries, Wages and Allowances						
	101	Classified Employees	21596	25000	25000	14000	14000	15000
	102	Unclassified Employees	137747	210000	150000	146000	150000	155000
	103	Comprehensive Contract Employees	0	0	0	7000	8000	10000
	105	Personal Cost of Living Allowance	112783	130000	130000	108000	112000	116000
	106	Family Cost of Living Allowance	14682	17000	17000	14000	16000	18000
	110	Overtime Allowance	681	2000	2000	4000	4000	4000
	111	Additional Allowance	111968	119000	119000	97000	102000	105000
	113	Transportation Allowance	23469	26000	26000	23000	25000	26000
	114	Transport Allowance	6730	8000	8000	6000	7000	8000
	116	Employees' Bonuses	5995	6000	6000	10000	10000	10000
	120	Contract Employees	0	0	0	16000	18000	20000
Total			435651	543000	483000	445000	466000	487000
2121		Social Security Contributions						
	301	Social Security	28331	44000	44000	60000	65000	68000
Total			28331	44000	44000	60000	65000	68000
28		Other Expenditures						
2821		Other Current Expenditures						
	303	Scientific scholarships and training courses	992	1500	1500	2000	2000	2000
Total			992	1500	1500	2000	2000	2000
Total of Activity			464974	588500	528500	507000	533000	557000
Total of Program			464974	588500	528500	507000	533000	557000
Total of Chapter			8009613	9063000	8118000	9155000	9537000	9759000

Overall Summary of Capital Expenditures for the Years 2014 - 2018

Chapter : 1601 Ministry of Industry, Trade and Supply

(In JDs)

Group	Item	Description	Actual 2014	Estimated 2015	Re-estimated 2015	Estimated 2016	Indicative 2017	Indicative 2018
		Expenditures						
21		Compensations of Employees						
2111		Salaries, Wages and Allowances						
	501	Salaries	20466	0	0	25000	25000	25000
	502	Wages	0	15000	15000	15000	15000	15000
		Total	20466	15000	15000	40000	40000	40000
22		Use of Goods and Services						
2211		Use of Goods and Services						
	510	Buildings and facilities repair and maintenance	7467	120000	120000	180000	150000	100000
	512	Operating and Sustaining Expenditures	203404	1161000	770000	1248000	1245000	1012000
		Total	210871	1281000	890000	1428000	1395000	1112000
26		Support/ Grants						
2632		Support to General Government Units/ Capital						
	509	Subsidy to other general government units/capital	3262817	405000	405000	1494000	1456000	1161000
		Total	3262817	405000	405000	1494000	1456000	1161000
28		Other Expenditures						
2822		Other Capital Expenditures						
	504	Studies, Research and Consultations	18245	127000	70000	185000	90000	30000
		Total	18245	127000	70000	185000	90000	30000
		Fixed Assets						
31		Non-financial Assets						
3111		Buildings and Constructions						
	508	Works and Constructions	0	14000000	13000000	28000000	27300000	0
		Total	0	14000000	13000000	28000000	27300000	0
3112		Devices, Machinery and Equipment						
	505	Equipment, Machines and Devices	79373	92000	80000	152000	90000	73000
		Total	79373	92000	80000	152000	90000	73000
		Total of Chapter	3591772	15920000	14460000	31299000	30371000	2416000

Capital Expenditures According to Program and Projects for the Years 2014 - 2018

Chapter : 1601 Ministry of Industry, Trade and Supply

(In JDs)

Program 2801 Administration and Support Services								
Project		001 Administration Project						
Fund Source		102001 Capital (Treasury)						
Group	item	Description	Actual 2014	Estimated 2015	Re-estimated 2015	Estimated 2016	Indicative 2017	Indicative 2018
22		Use of Goods and Services						
2211		Use of Goods and Services						
	510	Buildings and facilities repair and maintenance						
	008	Miscellaneous buildings and facilities maintenance	7467	120000	120000	0	0	0
		Total of Item	7467	120000	120000	0	0	0
	512	Operating and Sustaining Expenditures						
	014	Archiving and documentation	35570	80000	60000	0	0	0
	018	Computer networks maintenance	42591	208000	110000	0	0	0
	032	Conferences, celebrations and workshops	5512	80000	30000	0	0	0
	036	Computerization and automation operations expenses	66838	200000	110000	0	0	0
		Total of Item	150511	568000	310000	0	0	0
26		Support/ Grants						
2632		Support to General Government Units/ Capital						
	509	Subsidy to other general government units/capital						
	112	Jordan's contribution to Private Sector and Small and Medium Enterprises Support Fund	945817	0	0	0	0	0
		Total of Item	945817	0	0	0	0	0
31		Non-financial Assets						
3112		Devices, Machinery and Equipment						
	505	Equipment, Machines and Devices						
	001	Computers and accessories	76158	82000	75000	0	0	0
	003	Office supplies and equipment	3215	10000	5000	0	0	0
		Total of Item	79373	92000	80000	0	0	0
		Total of Project / Treasury	1183168	780000	510000	0	0	0
Project		004 Project of Establishment of Industrial Cities in the Kingdom						
Fund Source		102001 Capital (Treasury)						
Group	item	Description	Actual 2014	Estimated 2015	Re-estimated 2015	Estimated 2016	Indicative 2017	Indicative 2018
31		Non-financial Assets						
3111		Buildings and Constructions						
	508	Works and Constructions						
	040	Various constructions	0	8500000	8500000	10000000	2800000	0
		Total of Item	0	8500000	8500000	10000000	2800000	0
		Total of Project / Treasury	0	8500000	8500000	10000000	2800000	0
Project		005 Silos Expansion Project						
Fund Source		102001 Capital (Treasury)						
Group	item	Description	Actual 2014	Estimated 2015	Re-estimated 2015	Estimated 2016	Indicative 2017	Indicative 2018
31		Non-financial Assets						
3111		Buildings and Constructions						
	508	Works and Constructions						
	013	Miscellaneous buildings construction	0	5500000	4500000	18000000	24500000	0
		Total of Item	0	5500000	4500000	18000000	24500000	0
		Total of Project / Treasury	0	5500000	4500000	18000000	24500000	0

Capital Expenditures According to Program and Projects for the Years 2014 - 2018

Chapter : 1601 Ministry of Industry, Trade and Supply

(In JDs)

Program 2801 Administration and Support Services								
Project		006 Insurance administration						
Fund Source		102001	Capital (Treasury)					
Group	item	Description	Actual 2014	Estimated 2015	Re-estimated 2015	Estimated 2016	Indicative 2017	Indicative 2018
22		Use of Goods and Services						
2211		Use of Goods and Services						
	512	Operating and Sustaining Expenditures						
	008	Qualifying and training expenses	0	11000	11000	8000	11000	11000
	017	Promotion, advertising and awareness	0	25000	25000	20000	20000	20000
	032	Conferences, celebrations and workshops	0	0	0	22000	40000	40000
	036	Computerization and automation operations expenses	0	32000	10000	32000	0	0
	065	Various activities	0	89000	89000	130000	100000	100000
		Total of Item	0	157000	135000	212000	171000	171000
28		Other Expenditures						
2822		Other Capital Expenditures						
	504	Studies, Research and Consultations						
	036	Various studies	0	0	0	10000	10000	10000
		Total of Item	0	0	0	10000	10000	10000
		Total of Project / Treasury	0	157000	135000	222000	181000	181000
Project		007 National Export Strategy						
Fund Source		102001	Capital (Treasury)					
Group	item	Description	Actual 2014	Estimated 2015	Re-estimated 2015	Estimated 2016	Indicative 2017	Indicative 2018
22		Use of Goods and Services						
2211		Use of Goods and Services						
	512	Operating and Sustaining Expenditures						
	032	Conferences, celebrations and workshops	0	15000	10000	0	0	0
		Total of Item	0	15000	10000	0	0	0
28		Other Expenditures						
2822		Other Capital Expenditures						
	504	Studies, Research and Consultations						
	012	Economic studies	0	90000	40000	0	0	0
		Total of Item	0	90000	40000	0	0	0
		Total of Project / Treasury	0	105000	50000	0	0	0
Total of Program			1183168	15042000	13695000	28222000	27481000	181000

Capital Expenditures According to Program and Projects for the Years 2014 - 2018

Chapter : 1601 Ministry of Industry, Trade and Supply

(In JDs)

Program 2805 Organizing and Promoting Industrial and Commercial Development								
Project		001 Organizing and Promoting Industrial and Commercial Development Program Administration Project						
Fund Source		102001 Capital (Treasury)						
Group	item	Description	Actual 2014	Estimated 2015	Re-estimated 2015	Estimated 2016	Indicative 2017	Indicative 2018
21		Compensations of Employees						
2111		Salaries, Wages and Allowances						
	502	Wages						
	004	Bonuses	0	15000	15000	15000	15000	15000
		Total of Item	0	15000	15000	15000	15000	15000
22		Use of Goods and Services						
2211		Use of Goods and Services						
	510	Buildings and facilities repair and maintenance						
	008	Miscellaneous buildings and facilities maintenance	0	0	0	180000	150000	100000
		Total of Item	0	0	0	180000	150000	100000
	512	Operating and Sustaining Expenditures						
	014	Archiving and documentation	0	0	0	80000	80000	60000
	018	Computer networks maintenance	0	0	0	128000	183000	190000
	032	Conferences, celebrations and workshops	0	0	0	20000	20000	20000
	036	Computerization and automation operations expenses	0	0	0	240000	200000	200000
		Total of Item	0	0	0	468000	483000	470000
31		Non-financial Assets						
3112		Devices, Machinery and Equipment						
	505	Equipment, Machines and Devices						
	001	Computers and accessories	0	0	0	140000	80000	63000
	003	Office supplies and equipment	0	0	0	12000	10000	10000
		Total of Item	0	0	0	152000	90000	73000
		Total of Project / Treasury	0	15000	15000	815000	738000	658000
Project		004 Supporting Jordan Investment Board projects						
Fund Source		102001 Capital (Treasury)						
Group	item	Description	Actual 2014	Estimated 2015	Re-estimated 2015	Estimated 2016	Indicative 2017	Indicative 2018
26		Support/ Grants						
2632		Support to General Government Units/ Capital						
	509	Subsidy to other general government units/capital						
	007	Jordan Investment Board	379000	0	0	0	0	0
		Total of Item	379000	0	0	0	0	0
		Total of Project / Treasury	379000	0	0	0	0	0
Project		005 Supporting Jordan Enterprise Development Corporation projects						
Fund Source		102001 Capital (Treasury)						
Group	item	Description	Actual 2014	Estimated 2015	Re-estimated 2015	Estimated 2016	Indicative 2017	Indicative 2018
26		Support/ Grants						
2632		Support to General Government Units/ Capital						
	509	Subsidy to other general government units/capital						
	018	Jordan Enterprise Development Corporation	1938000	405000	405000	430000	430000	430000
		Total of Item	1938000	405000	405000	430000	430000	430000
		Total of Project / Treasury	1938000	405000	405000	430000	430000	430000

Capital Expenditures According to Program and Projects for the Years 2014 - 2018

Chapter : 1601 Ministry of Industry, Trade and Supply

(In JDs)

Program 2805 Organizing and Promoting Industrial and Commercial Development								
Project		007 Implementing the industrial policy document						
Fund Source		102001 Capital (Treasury)						
Group	item	Description	Actual 2014	Estimated 2015	Re-estimated 2015	Estimated 2016	Indicative 2017	Indicative 2018
22		Use of Goods and Services						
2211		Use of Goods and Services						
	512	Operating and Sustaining Expenditures						
	065	Various activities	6147	206000	150000	170000	200000	100000
		Total of Item	6147	206000	150000	170000	200000	100000
		Total of Project / Treasury	6147	206000	150000	170000	200000	100000
Project		009 Executing foreign trade strategy						
Fund Source		102001 Capital (Treasury)						
Group	item	Description	Actual 2014	Estimated 2015	Re-estimated 2015	Estimated 2016	Indicative 2017	Indicative 2018
22		Use of Goods and Services						
2211		Use of Goods and Services						
	512	Operating and Sustaining Expenditures						
	032	Conferences, celebrations and workshops	4908	0	0	0	0	0
		Total of Item	4908	0	0	0	0	0
28		Other Expenditures						
2822		Other Capital Expenditures						
	504	Studies, Research and Consultations						
	012	Economic studies	9799	0	0	0	0	0
		Total of Item	9799	0	0	0	0	0
		Total of Project / Treasury	14707	0	0	0	0	0
Project		011 Protecting the national production and combating dumping						
Fund Source		102001 Capital (Treasury)						
Group	item	Description	Actual 2014	Estimated 2015	Re-estimated 2015	Estimated 2016	Indicative 2017	Indicative 2018
22		Use of Goods and Services						
2211		Use of Goods and Services						
	512	Operating and Sustaining Expenditures						
	017	Promotion, advertising and awareness	0	0	0	3000	5000	5000
	032	Conferences, celebrations and workshops	2523	10000	5000	5000	20000	20000
	036	Computerization and automation operations expenses	0	20000	20000	70000	26000	26000
		Total of Item	2523	30000	25000	78000	51000	51000
28		Other Expenditures						
2822		Other Capital Expenditures						
	504	Studies, Research and Consultations						
	036	Various studies	0	10000	5000	10000	20000	10000
		Total of Item	0	10000	5000	10000	20000	10000
		Total of Project / Treasury	2523	40000	30000	88000	71000	61000

Capital Expenditures According to Program and Projects for the Years 2014 - 2018

Chapter : 1601 Ministry of Industry, Trade and Supply

(In JDs)

Program 2805 Organizing and Promoting Industrial and Commercial Development								
Project		013 Implementation of the trade policy						
Fund Source		102001 Capital (Treasury)						
Group	item	Description	Actual 2014	Estimated 2015	Re-estimated 2015	Estimated 2016	Indicative 2017	Indicative 2018
22		Use of Goods and Services						
2211		Use of Goods and Services						
	512	Operating and Sustaining Expenditures						
	017	Promotion, advertising and awareness	0	0	0	30000	10000	0
	032	Conferences, celebrations and workshops	0	0	0	10000	5000	5000
		Total of Item	0	0	0	40000	15000	5000
28		Other Expenditures						
2822		Other Capital Expenditures						
	504	Studies, Research and Consultations						
	012	Economic studies	0	0	0	105000	30000	0
		Total of Item	0	0	0	105000	30000	0
		Total of Project / Treasury	0	0	0	145000	45000	5000
Project		014 Establishing industrial observatory						
Fund Source		102001 Capital (Treasury)						
Group	item	Description	Actual 2014	Estimated 2015	Re-estimated 2015	Estimated 2016	Indicative 2017	Indicative 2018
22		Use of Goods and Services						
2211		Use of Goods and Services						
	512	Operating and Sustaining Expenditures						
	065	Various activities	0	0	0	150000	200000	100000
		Total of Item	0	0	0	150000	200000	100000
		Total of Project / Treasury	0	0	0	150000	200000	100000
Project		015 Supporting the Investment Commission projects						
Fund Source		102001 Capital (Treasury)						
Group	item	Description	Actual 2014	Estimated 2015	Re-estimated 2015	Estimated 2016	Indicative 2017	Indicative 2018
26		Support/ Grants						
2632		Support to General Government Units/ Capital						
	509	Subsidy to other general government units/capital						
	128	Jordan Investment Commission	0	0	0	1064000	1026000	731000
		Total of Item	0	0	0	1064000	1026000	731000
		Total of Project / Treasury	0	0	0	1064000	1026000	731000
Total of Program			2340377	666000	600000	2862000	2710000	2085000

Capital Expenditures According to Program and Projects for the Years 2014 - 2018

Chapter : 1601 Ministry of Industry, Trade and Supply

(In JDs)

Program 2810 Trade and Strategic Inventory								
Project		002 Adjusting Commercial Register Status						
Fund Source		102001	Capital (Treasury)					
Group	item	Description	Actual 2014	Estimated 2015	Re-estimated 2015	Estimated 2016	Indicative 2017	Indicative 2018
22		Use of Goods and Services						
2211		Use of Goods and Services						
	512	Operating and Sustaining Expenditures						
	017	Promotion, advertising and awareness	9652	25000	25000	25000	25000	30000
	999	n.e.c	8579	10000	10000	10000	10000	10000
	Total of Item		18231	35000	35000	35000	35000	40000
28		Other Expenditures						
2822		Other Capital Expenditures						
	504	Studies, Research and Consultations						
	036	Various studies	0	10000	10000	20000	10000	0
	Total of Item		0	10000	10000	20000	10000	0
	Total of Project / Treasury		18231	45000	45000	55000	45000	40000
Total of Program			18231	45000	45000	55000	45000	40000

Capital Expenditures According to Program and Projects for the Years 2014 - 2018

Chapter : 1601 Ministry of Industry, Trade and Supply

(In JDs)

Program 2815 Industrial and Trade Sector Competitiveness								
Project		001 Spreading competition culture						
Fund Source		102001 Capital (Treasury)						
Group	item	Description	Actual 2014	Estimated 2015	Re-estimated 2015	Estimated 2016	Indicative 2017	Indicative 2018
22		Use of Goods and Services						
2211		Use of Goods and Services						
	512	Operating and Sustaining Expenditures						
	008	Qualifying and training expenses	0	3000	0	5000	5000	0
	017	Promotion, advertising and awareness	5220	10000	10000	20000	15000	10000
	032	Conferences, celebrations and workshops	3777	10000	5000	5000	5000	5000
		Total of Item	8997	23000	15000	30000	25000	15000
28		Other Expenditures						
2822		Other Capital Expenditures						
	504	Studies, Research and Consultations						
	036	Various studies	8446	17000	15000	40000	20000	10000
		Total of Item	8446	17000	15000	40000	20000	10000
		Total of Project / Treasury	17443	40000	30000	70000	45000	25000
Project		003 Promoting and raising the awareness on the significance of industrial ownership rights						
Fund Source		102001 Capital (Treasury)						
Group	item	Description	Actual 2014	Estimated 2015	Re-estimated 2015	Estimated 2016	Indicative 2017	Indicative 2018
22		Use of Goods and Services						
2211		Use of Goods and Services						
	512	Operating and Sustaining Expenditures						
	017	Promotion, advertising and awareness	2111	10000	10000	10000	10000	10000
	032	Conferences, celebrations and workshops	2627	10000	5000	5000	10000	10000
	999	n.e.c	0	0	0	10000	5000	0
		Total of Item	4738	20000	15000	25000	25000	20000
		Total of Project / Treasury	4738	20000	15000	25000	25000	20000
		Total of Program	22181	60000	45000	95000	70000	45000

Capital Expenditures According to Program and Projects for the Years 2014 - 2018

Chapter : 1601 Ministry of Industry, Trade and Supply

(In JDs)

Program 2820 Markets Follow-up and Surveillance								
Project		001 Markets Follow- up and Monitoring Program Administration Project						
Fund Source		102001	Capital (Treasury)					
Group	item	Description	Actual 2014	Estimated 2015	Re-estimated 2015	Estimated 2016	Indicative 2017	Indicative 2018
21		Compensations of Employees						
2111		Salaries, Wages and Allowances						
	501	Salaries						
	004	Bonuses	20466	0	0	25000	25000	25000
		Total of Item	20466	0	0	25000	25000	25000
22		Use of Goods and Services						
2211		Use of Goods and Services						
	512	Operating and Sustaining Expenditures						
	017	Promotion, advertising and awareness	0	20000	20000	20000	20000	20000
	036	Computerization and automation operations expenses	0	52000	20000	10000	10000	10000
	999	n.e.c	7349	35000	35000	10000	10000	10000
		Total of Item	7349	107000	75000	40000	40000	40000
		Total of Project / Treasury	27815	107000	75000	65000	65000	65000
		Total of Program	27815	107000	75000	65000	65000	65000
		Total of Chapter	3591772	15920000	14460000	31299000	30371000	2416000