

Chapter : 2001 Ministry of Energy and Mineral Resources

- Creation:** The Ministry of Energy and Mineral Resources was established under Ministry of Energy and Mineral Resources Organization and Administration Bylaw No. (26) for the year 1985 issued under Articles (45, 120) of the Constitution.
- Vision :** Achieving a secure sustainable supply of energy
- Mission:** Providing the energy that is necessary for sustainable and comprehensive development at the lowest possible cost and to the best specifications through developing and implementing the appropriate policies, legislation and programs

Tasks of the Ministry / Department:

- _ Provide crude oil and oil derivatives required for consumer sectors at the lowest cost.
- _ Maintain uninterrupted electricity supply at best criteria and specifications.
- _ Develop and exploit local energy sources and create opportunities for the private sector and encourage it to invest in energy and mineral resources sector.
- _ Improve energy's efficiency and usage to improve service quality provided to customers.
- _ Develop new and renewable energy sources and increase their contribution to total energy mix to alleviate the burdens of the costs of energy industry and import on the State budget.
- _ Expand natural gas usage base.
- _ Enhance regional energy networking projects and maximize benefit from them.

Ministry/Department Contribution to the Achievement of the National Objectives:

- _ Provide efficient facilities and infrastructures with high revenues.
- _ Develop the Jordanian economy to be prosperous and open to regional and international markets.
- _ Improve and preserve the quality of environment.
- _ Restructure the public sector to be more productive and effective.

Major Issues and Challenges which face the Ministry / Department:

- _ Lack of local sources of commercial energy and dependence on import as Jordan imports 96% of its total needs of energy according to 2009 statistics.
- _ Meet the annual large cost for importing energy, as it amounted in 2013 to around 4,076 million JDs to form nearly 17% of GDP value at current prices.
- _ Meet the increasing percentages of growth in demand on electricity and oil derivatives.
- _ Secure the necessary investment in energy industry and its facilities estimated at (14-18) billion dollars for the period (2008-2020) with an annual average of (1.2) billion dollars.

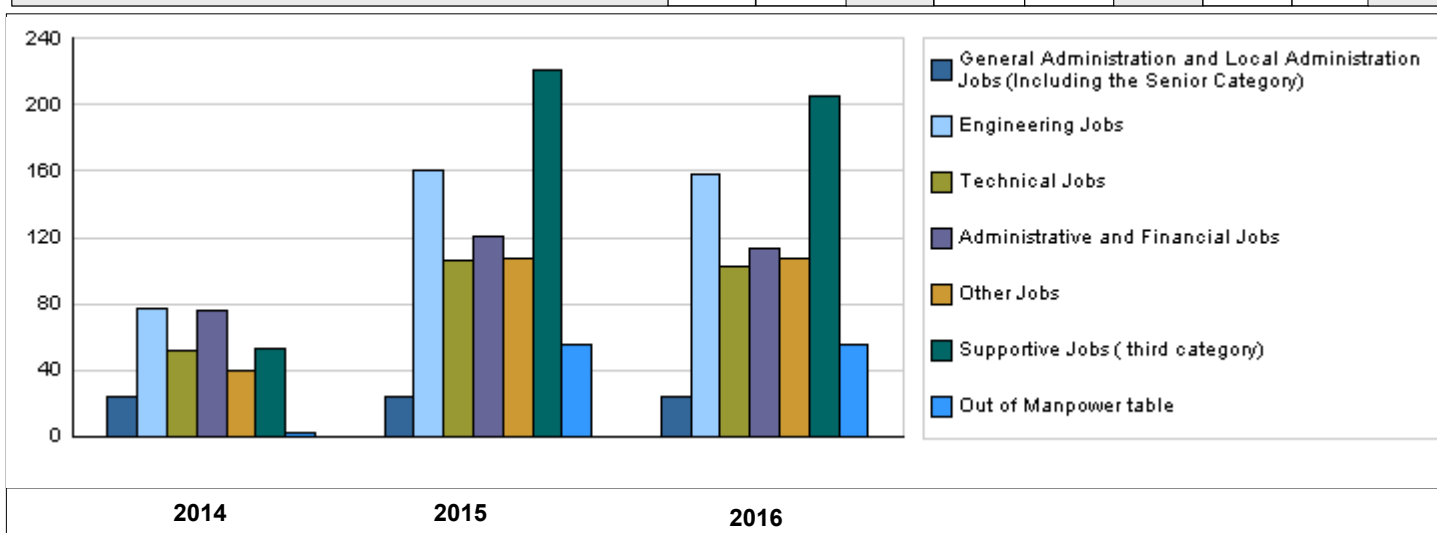
CHAPTER : 2001 Ministry of Energy and Mineral Resources

Strategic Objectives and Performance Indicators of the Ministry / Department

Strategic Objective	Performance Indicator	base year	Value	Actual Value	Target Value	Primary Self Evaluation	Target Value		
				2014	2015	2015	2016	2017	2018
1 - To achieve energy supply security, diversify and exploit its sources	1 Percentage of meeting the demand on traditional oil derivatives	2007	%100	%100	%100	%100	%100	%100	%100
	2 Percentage of local sources contribution to the total energy mixture	2007	%2.6	%3	%7	%7	%9	%11	%15
	3 Percentage of maintaining provision of electric power supply	2007	%99	%100	%100	%100	%100	%100	%100
	4 Percentage of natural gas contribution to the total energy mixture	2007	%32	%10	%20	%20	%84	%84	%79
2 - To upgrade, enhance and develop the institutional capacities of the Ministry	1 Degree of the Ministry's clients' satisfaction	2007	%75	%92	%96	%96	%97	%98	%99

Number of Staff of the Ministry / Department

Group	Job	Actual 2014			Primary 2015			Estimated 2016		
		Male	Female	Total	Male	Female	Total	Male	Female	Total
General Administration and Local Administration Jobs (Including the Senior Category)	Supervisory and Leadership jobs	19	5	24	19	5	24	19	5	24
Engineering Jobs	Engineer	67	10	77	105	56	161	105	53	158
Technical Jobs	Technical jobs (Programmer, Researcher,...)	38	14	52	74	32	106	74	29	103
Administrative and Financial Jobs	Administrative and Financial jobs	40	36	76	77	44	121	75	38	113
Other Jobs	Other jobs	35	5	40	79	28	107	79	28	107
Supportive Jobs (third category)	Supportive employee (Driver, Office Boy,...)	52	1	53	211	10	221	195	10	205
Total		251	71	322	565	175	740	547	163	710
Out of Manpower table	Out of manpower table	2	1	3	44	12	56	44	12	56
Grand Total		253	72	325	609	187	796	591	175	766
Total Cost of Salaries		1632611	460480	2093091	3730080	1177920	4908000	4179560	1248440	5428000



Key Information of the Ministry / Department						
No.	Description	2012	2013	2014	2015	2016
1	Number of oil companies working in the oil sector	5	6	6	11	12
2	Contribution of wind energy to the energy mix/ a percentage	1.125	1.125	1.125	3	5
3	Number of cumulative programs in energy conservation and improving efficiency	3	3	3	8	10
4	Increased spread of solar water heaters for domestic purposes/ a percentage	11	12	12	12.5	15

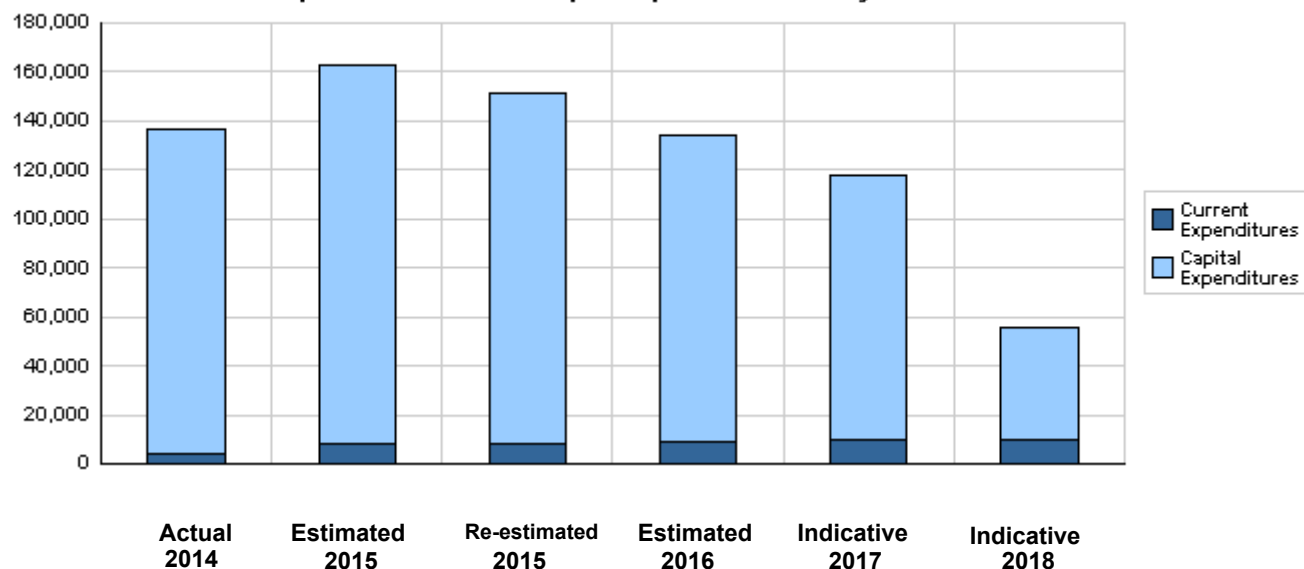
Overall Summary of Expenditures for Chapter 2001- Ministry of Energy and Mineral Resources
for the Years 2014 - 2018

(In JDs)

Description		Actual 2014	Estimated 2015	Re-estimated 2015	Estimated 2016	Indicative 2017 2018	
Group	Current Expenditures						
2111	Salaries, Wages and Allowances	1,987,505	4,871,000	4,576,000	5,063,000	5,191,000	5,305,000
2121	Social Security Contributions	105,586	332,000	332,000	365,000	380,000	395,000
2211	Use of Goods and Services	168,684	525,000	480,000	550,000	525,000	500,000
2631	Support to General Government Units	2,159,300	2,608,000	2,431,000	3,204,000	3,394,000	3,489,000
2821	Other Current Expenditures	8,125	10,000	10,000	20,000	20,000	20,000
Total current expenditures		4,429,200	8,346,000	7,829,000	9,202,000	9,510,000	9,709,000
Capital Expenditures							
2111	Salaries, Wages and Allowances	0	207,000	125,000	190,000	200,000	210,000
2121	Social Security Contributions	0	23,000	20,000	30,000	35,000	40,000
2211	Use of Goods and Services	632,503	3,232,500	1,392,500	925,000	893,000	878,000
2511	Subsidies to Public Corporations	0	0	0	500,000	500,000	500,000
2632	Support to General Government Units/ Capital	13,425,000	20,015,000	14,965,000	9,685,000	9,685,000	7,685,000
2822	Other Capital Expenditures	4,660,224	11,200,000	10,100,000	17,793,000	8,305,000	4,675,000
3111	Buildings and Constructions	54,107,272	74,560,000	73,560,000	44,350,000	39,850,000	21,150,000
3112	Devices, Machinery and Equipment	56,040,361	42,238,000	39,838,000	48,215,000	45,465,000	6,215,000
3113	Other Fixed Assets	0	0	0	0	0	0
3122	Inventories	11,402	100,000	86,000	75,000	82,000	82,000
3141	Lands	3,624,881	3,299,500	3,299,500	3,050,000	3,250,000	4,250,000
Total capital expenditures		132,501,643	154,875,000	143,386,000	124,813,000	108,265,000	45,685,000
Treasury		132,501,643	154,875,000	143,386,000	124,813,000	108,265,000	45,685,000
Total current and capital expenditures		136,930,843	163,221,000	151,215,000	134,015,000	117,775,000	55,394,000

(Thousands of JDs)

Graph of the current and capital expenditures for the years 2014 - 2018



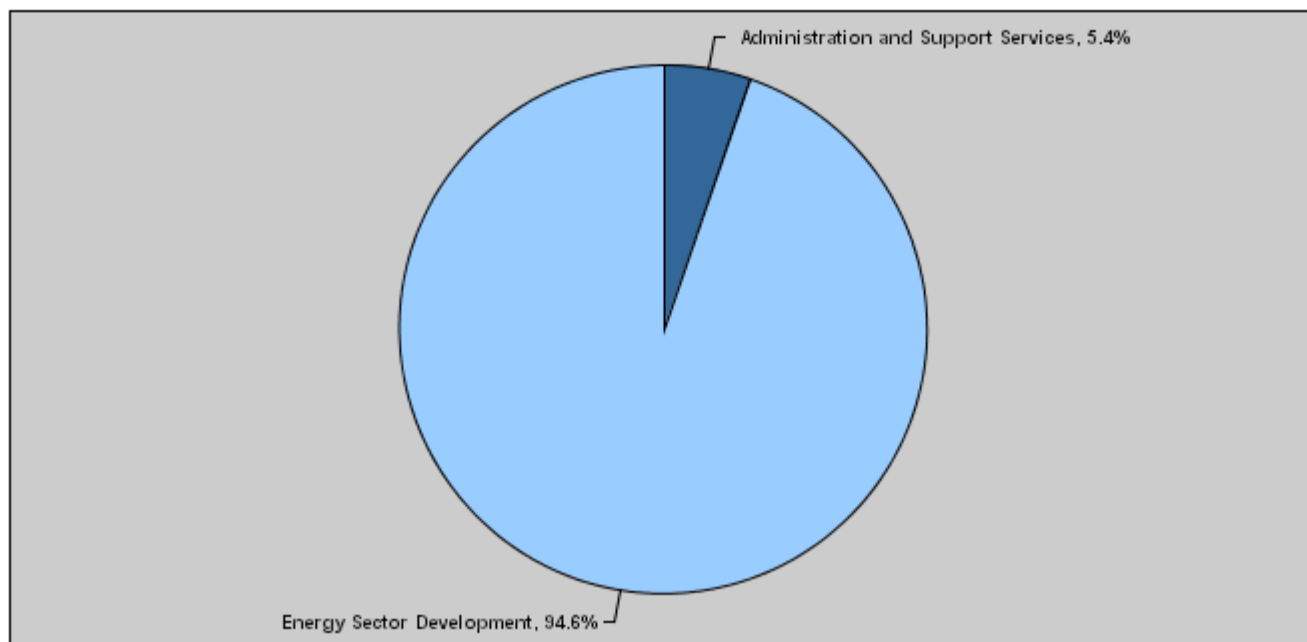
Budget of Chapter 2001 - Ministry of Energy and Mineral Resources

For the Year 2016 Distributed According to Program

(InJDs)

Prog.	Description	Current Expenditures	Capital Expenditures	Total Expenditures
3501	Administration and Support Services	5,998,000	1,200,000	7,198,000
3505	Energy Sector Development	3,204,000	123,613,000	126,817,000
Total		9,202,000	124,813,000	134,015,000

Total Expenditures for the Year 2016 Distributed According to Programs



Estimated Allocations for Females distributed according to Programs for the Years 2014 - 2018

Program	2014	2015	2016	2017	2018
3501 Administration and Support Services	499378	1187600	1319600	1345500	1368400
3505 Energy Sector Development	561400	632000	833000	882500	907100
Total	1060778	1819600	2152600	2228000	2275500

Budget Chapter 2001 - Ministry of Energy and Mineral Resources Distributed According to the Program

3501	Administration and Support Services Program
Objective of the program : <ul style="list-style-type: none"> - Improve the administrative capacities of all administrative units in the Ministry. - Improve the management of the programs and projects implemented by Ministry. The strategic objective related to the program : <p>To upgrade, enhance and develop the institutional capacities of the Ministry.</p>	
Directorates associated with the program : <ul style="list-style-type: none"> - Planning and International Cooperation Directorate - Financial Affairs Directorate - Administrative Affairs Directorate - Internal Control Unit - Public Relations Unit - Information Technology Unit - Legal Affairs Unit - Public Services Unit - Administrative Services Directorate - Follow-up Unit - Institutional Development Unit 	
Services provided by the program : <ul style="list-style-type: none"> - Support the various activities of the Ministry. - Provide the administrative infrastructure such as the computerization of the Ministry's works. - Provide transport means for employees and projects. - Provide different equipment and furniture. - Allocate financial appropriations for projects. - Archive the works of the Ministry. - Follow up the mail of the Ministry and receive the official delegates. - Provide required legal services and consultations. 	
Staff working in the program : <p>The program is implemented through a functional staff in 2015 estimated with (456) staff, including (356) males and (100) females .</p>	

Performance Measurement Indicators for Program

Performance Measurement Indicator		Base Year	Value	Actual value	Target Value	First Self Evaluation	Target Value		
				2014	2015	2015	2016	2017	2018
1	Percentage of qualified employees	2007	%65	%92	%96	%96	%97	%98	%96

Appropriations Of Administration and Support Services Program as Per Activities and Projects. (In JDs)

Activities and Projects		Actual 2014	Estimated 2015	Re-estimated 2015	Estimated 2016	Indicative	
						2017	2018
Current Expenditures		2,269,900	5,738,000	5,398,000	5,998,000	6,116,000	6,220,000
601	Administrative and Support Services	2,269,900	5,738,000	5,398,000	5,998,000	6,116,000	6,220,000
Capital Expenditures		268,255	1,305,000	916,000	1,200,000	1,250,000	1,250,000
001	Institutional Capacities Enhancement Project	268,255	1,305,000	916,000	1,000,000	1,000,000	1,000,000
002	E-Government/ Smart Project	0	0	0	200,000	250,000	250,000
Program / Treasury		268,255	1,305,000	916,000	1,200,000	1,250,000	1,250,000
Total Program		2,538,155	7,043,000	6,314,000	7,198,000	7,366,000	7,470,000

Budget Chapter 2001 - Ministry of Energy and Mineral Resources Distributed According to the Program

3505 Energy Sector Development Program

Objective of the program :

- Achieve a secure sustainable supply of energy.
- Study the economic and investment feasibility of projects.
- Expropriate lands, purchase equipment for the required projects to achieve the strategic objectives of the Ministry.

The strategic objective related to the program :

To achieve security of energy supply; diversify and exploit its resources.

Directorates associated with the program :

- Electricity and Rural Electricity Directorate
- Petroleum and Derivatives Directorate
- Renewable Energy Directorate
- Natural Gas Directorate
- Petroleum and Oil Shale Directorate
- Laboratories and Quality Assurance Directorate
- Geology Directorate
- Renewable Energy and Energy Efficiency Promotion Fund
- Project Management Directorate

Services provided by the program :

- Achieve the security of energy supply.
- Diversify energy sources and forms.
- Free energy markets.
- Develop and exploit the traditional and renewable local energy sources, oil shale and uranium.
- Create opportunities for the private sector and encourage it to invest in the infrastructure projects.
- Enhance regional linkage projects for energy and rationalize consumption.

Staff working in the program :

The program is implemented through a functional staff in 2015 estimated with (284) staff, including (209) males and (75) females .

Performance Measurement Indicators for Program

Performance Measurement Indicator		Base Year	Value	Actual value	Target Value	First Self Evaluation	Target Value		
				2014	2015	2015	2016	2017	2018
1	Percentage of renewable energy contribution to total energy mixture	2007	%1.2	%3	%9	%9	%10	%11	%12
2	Number of agreements involved in oil and gas accumulative production	2007	6	4	6	6	7	8	9
3	Accumulative compound generating capacity of wind energy/mega watt	2006	1	30	190	190	280	300	320

Appropriations of Energy Sector Development Program as Per Activities and Projects.

(In JDs)

Activities and Projects		Actual	Estimated	Re-estimated	Estimated	Indicative	
		2014	2015	2015	2016	2017	2018
Current Expenditures		2,159,300	2,608,000	2,431,000	3,204,000	3,394,000	3,489,000
601	Energy sector management	2,159,300	2,608,000	2,431,000	3,204,000	3,394,000	3,489,000
Capital Expenditures		132,233,388	153,570,000	142,470,000	123,613,000	107,015,000	44,435,000
002	Encouraging the establishment Natural Gas Distribution Network in many cities in the Kingdom/ Expropriation	764,881	299,500	299,500	550,000	750,000	750,000
008	Establishing Energy Efficiency Fund	0	550,000	500,000	500,000	500,000	500,000
010	Supporting the Atomic Energy Commission projects	8,425,000	8,465,000	8,465,000	9,685,000	9,685,000	7,685,000
011	Restructuring oil sector and freeing it for competition	0	50,000	50,000	0	0	0
014	Exploiting wind energy for electricity generation (Fajj)	2,860,000	3,000,000	3,000,000	2,000,000	2,000,000	3,000,000
021	Thermal solar energy to generate electricity (CSP) / European grant	0	5,000	5,000	500,000	1,000,000	1,500,000
022	Promoting the use of solar heaters in cooperation with the National Center for Research and Development / European grant	0	50,000	50,000	100,000	100,000	100,000
023	Establishing Customer Service Office/ European grant	312,587	345,000	345,000	300,000	300,000	300,000
024	Rationalize energy use in cooperation with the National Center for Research and Development/ European grant	246,717	5,000	5,000	100,000	100,000	100,000
025	Building and equipping Liquefied Natural Gas Terminal/ Agaba	37,906,148	19,240,000	18,240,000	11,000,000	0	0
027	Jordanian nuclear power plant	5,000,000	11,000,000	6,000,000	9,000,000	9,000,000	12,000,000
029	Facilities for storing petroleum derivatives	42,422,152	51,590,000	51,590,000	27,060,000	21,700,000	0
031	Jordanian- Iraqi Oil Pipeline	0	0	0	500,000	500,000	500,000

Budget Chapter 2001 - Ministry of Energy and Mineral Resources Distributed According to the Program

3505 Energy Sector Development Program		Appropriations of Energy Sector Development Program as Per Activities and Projects. (In JDs)					
Activities and Projects		Actual 2014	Estimated 2015	Re-estimated 2015	Estimated 2016	Indicative 2017 2018	
Capital Expenditures		132,233,388	153,570,000	142,470,000	123,613,000	107,015,000	44,435,000
032	Liquefied Petroleum Gas Port	5,000,000	0	0	0	0	0
033	Evaluate the direct tenders of renewable energy projects/ European grant	605,684	895,000	895,000	600,000	600,000	600,000
034	Facilities to store oil derivatives/ north of the Kingdom	0	0	0	0	3,000,000	8,000,000
035	Renewable energy projects for electricity generation- wind energy/ Maan	28,301,254	32,000,000	31,000,000	23,000,000	18,730,000	0
036	Renewable energy projects for electricity generation - solar energy/ Aqaba	388,965	20,930,000	19,930,000	35,000,000	35,650,000	0
037	Implementing energy auditing studies for institutions / European grant	0	500,000	500,000	200,000	200,000	200,000
039	Expanding electricity generation project using the solar cells in Azraq	0	0	0	200,000	200,000	200,000
040	Generating electricity from wind energy in Al-Kamsheh	0	0	0	0	1,000,000	7,000,000
041	Generating electricity from wind in Wadi Araba region/ Aqaba	0	0	0	500,000	0	0
043	Exploration and assessment of petroleum potentials in East Safawi area	0	1,200,000	0	0	0	0
044	Comprehensive maintenance, renovation and rehabilitation of two rigs of National Petroleum Company- Jerash and Rum	0	1,400,000	0	0	0	0
045	Rehabilitating drilling equipment workshop and maintaining wells at API and ISO specifications	0	150,000	0	0	0	0
046	Modernizing Jordan Seismological Observatory	0	95,500	95,500	100,000	100,000	100,000
047	Oil Shale Exploration	0	700,000	700,000	500,000	0	0
048	Exploration for minerals resources	0	100,000	100,000	318,000	0	0
049	Petroleum Exploration through marketing explorative areas	0	1,000,000	700,000	500,000	500,000	500,000
050	Solar cells for homes/ European grant	0	0	0	500,000	500,000	500,000
051	Solar heaters for homes/ European grant	0	0	0	500,000	500,000	500,000
052	Seismic and geological surveys	0	0	0	400,000	400,000	400,000
Program / Treasury		132,233,388	153,570,000	142,470,000	123,613,000	107,015,000	44,435,000
Total Program		134,392,688	156,178,000	144,901,000	126,817,000	110,409,000	47,924,000

Capital Expenditures Distributed According to Governorates

Chapter : 2001 Ministry of Energy and Mineral Resources

(In JDs)

Governorate		Actual 2014	Estimated 2015	Re-estimated 2015	Estimated 2016	Indicative 2017	Indicative 2018
11	Center	15063820	25010000	19271000	9653000	10085000	11085000
21	Irbid Governorate	0	0	0	6000000	8000000	10000000
22	Mafraq Governorate	0	2750000	0	0	0	0
23	Jarash Governorate	0	0	0	0	1000000	7000000
24	Ajloun Governorate	0	0	0	0	0	0
31	Amman Governorate	312587	345000	345000	300000	300000	300000
32	Balqa' Governorate	0	0	0	0	0	0
33	Zarqa Governorate	0	0	0	9200000	9200000	12200000
34	Ma'daba Governorate	0	0	0	0	0	0
41	Karak Governorate	0	0	0	0	0	0
42	Ma'an Governorate	31161254	35005000	34005000	25500000	21730000	4500000
43	Tafilah Governorate	0	0	0	0	0	0
44	Aqaba Governorate	85963982	91765000	89765000	74160000	57950000	600000
Total		132501643	154875000	143386000	124813000	108265000	45685000

Chapter :2001 Ministry of Energy and Mineral Resources

Vision Achieving a secure sustainable supply of energy

Mission Providing the energy that is necessary for sustainable and comprehensive development at the lowest possible cost and to the best specifications through developing and implementing the appropriate policies, legislation and programs

Legal Framework : Provisions of Ministry Organization and Administration Bylaw No. (26) 1985

Strategic Objectives for Ministry / Department Performance Indicators										
Strategic Objectives Description	Performance Measurement Indicators		Base Value		Actual Value	Target Value	Initial Internal Evaluation	Target Value		
			Base Year	Value				2016	2017	2018
					2014	2015	2015			
1 - To achieve energy supply security, diversify and exploit its sources	1	Percentage of meeting the demand on traditional oil derivatives	2007	%100	%100	%100	%100	%100	%100	%100
	2	Percentage of local sources contribution to the total energy mixture	2007	%2.6	%3	%7	%7	%9	%11	%15
	3	Percentage of maintaining provision of electric power supply	2007	%99	%100	%100	%100	%100	%100	%100
	4	Percentage of natural gas contribution to the total energy mixture	2007	%32	%10	%20	%20	%84	%84	%79
2 - To upgrade, enhance and develop the institutional capacities of the Ministry	1	Degree of the Ministry's clients' satisfaction	2007	%75	%92	%96	%96	%97	%98	%99

Programs that achieve Strategic Objectives / Performance Indicators											
Programs		Description of Performance Indicators		Base Value		Actual Value	Target Value	Initial Internal Evaluation	Target Value		
				Base Year	Value						
						2014	2015	2015	2016	2017	2018
3501	Administration and Support Services	1	Percentage of qualified employees	2007	%65	%92	%96	%96	%97	%98	%96
3505	Energy Sector Development	1	Percentage of renewed energy contribution to total energy mixture	2007	%1.2	%3	%9	%9	%10	%11	%12
		2	Number of agreements involved in oil and gas accumulative production	2007	6	4	6	6	7	8	9
		3	Accumulative compound generating capacity of wind energy/mega watt	2006	1	30	190	190	280	300	320

Programs Appropriations									
Programs				Actual	Estimated	Re-estimated	Estimated	Indicative	Indicative
				2014	2015	2015	2016	2017	2018
				2014	2015	2015	2016	2017	2018
3501	Administration and Support Services	Current		2269900	5738000	5398000	5998000	6116000	6220000
		Capital		268255	1305000	916000	1200000	1250000	1250000
		Total		2538155	7043000	6314000	7198000	7366000	7470000
3505	Energy Sector Development	Current		2159300	2608000	2431000	3204000	3394000	3489000
		Capital		132233388	153570000	142470000	123613000	107015000	44435000
		Total		134392688	156178000	144901000	126817000	110409000	47924000
		Total of Current		4429200	8346000	7829000	9202000	9510000	9709000
		Total of Capital		132501643	154875000	143386000	124813000	108265000	45685000
		Total of Chapter		136930843	163221000	151215000	134015000	117775000	55394000

Current Activities Appropriations According to Program									
Prog.	Activities			Actual	Estimated	Re-estimated	Estimated	Indicative	Indicative
				2014	2015	2015	2016	2017	2018
3505	601	Energy sector management		2159300	2608000	2431000	3204000	3394000	3489000
		Total of Program		2159300	2608000	2431000	3204000	3394000	3489000
3501	601	Administrative and Support Services		2269900	5738000	5398000	5998000	6116000	6220000
		Total of Program		2269900	5738000	5398000	5998000	6116000	6220000
		Total		4429200	8346000	7829000	9202000	9510000	9709000

Capital Projects Appropriations According to Program

Prog.	Projects		Actual	Estimated	Re-estimated	Estimated	Indicative	Indicative
			2014	2015	2015	2016	2017	2018
3505	002	Encouraging the establishment Natural Gas Distribution Network in many cities in the Kingdom/ Expropriation	764881	299500	299500	550000	750000	750000
	008	Establishing Energy Efficiency Fund	0	550000	500000	500000	500000	500000
	010	Supporting the Atomic Energy Commission projects	8425000	8465000	8465000	9685000	9685000	7685000
	011	Restructuring oil sector and freeing it for competition	0	50000	50000	0	0	0
	014	Exploiting wind energy for electricity generation (Fajij)	2860000	3000000	3000000	2000000	2000000	3000000
	021	Thermal solar energy to generate electricity (CSP) / European grant	0	5000	5000	500000	1000000	1500000
	022	Promoting the use of solar heaters in cooperation with the National Center for Research and Development / European grant	0	50000	50000	100000	100000	100000
	023	Establishing Customer Service Office/ European grant	312587	345000	345000	300000	300000	300000
	024	Rationalize energy use in cooperation with the National Center for Research and Development/ European grant	246717	5000	5000	100000	100000	100000
	025	Building and equipping Liquefied Natural Gas Terminal/ Aqaba	37906148	19240000	18240000	11000000	0	0
	027	Jordanian nuclear power plant	5000000	11000000	6000000	9000000	9000000	12000000
	029	Facilities for storing petroleum derivatives	42422152	51590000	51590000	27060000	21700000	0
	031	Jordanian- Iraqi Oil Pipeline	0	0	0	500000	500000	500000
	032	Liquefied Petroleum Gas Port	5000000	0	0	0	0	0
	033	Evaluate the direct tenders of renewable energy projects/ European grant.	605684	895000	895000	600000	600000	600000
	034	Facilities to store oil derivatives/ north of the Kingdom	0	0	0	0	3000000	8000000
	035	Renewable energy projects for electricity generation- wind energy/ Maan	28301254	32000000	31000000	23000000	18730000	0
	036	Renewable energy projects for electricity generation - solar energy/ Aqaba	388965	20930000	19930000	35000000	35650000	0
	037	Implementing energy auditing studies for institutions / European grant	0	500000	500000	200000	200000	200000
	039	Expanding electricity generation project using the solar cells in Azraq	0	0	0	200000	200000	200000
	040	Generating electricity from wind energy in Al-Kamsheh	0	0	0	0	1000000	7000000
	041	Generating electricity from wind in Wadi Araba region/ Aqaba	0	0	0	500000	0	0
	043	Exploration and assessment of petroleum potentials in East Safawi area	0	1200000	0	0	0	0
	044	Comprehensive maintenance, renovation and rehabilitation of two rigs of National Petroleum Company- Jerash and Rum	0	1400000	0	0	0	0
	045	Rehabilitating drilling equipment workshop and maintaining wells at API and ISO specifications	0	150000	0	0	0	0
	046	Modernizing Jordan Seismological Observatory	0	95500	95500	100000	100000	100000
	047	Oil Shale Exploration	0	700000	700000	500000	0	0
	048	Exploration for minerals resources	0	100000	100000	318000	0	0
	049	Petroleum Exploration through marketing explorative areas	0	1000000	700000	500000	500000	500000
	050	Solar cells for homes/ European grant	0	0	0	500000	500000	500000
	051	Solar heaters for homes/ European grant	0	0	0	500000	500000	500000
	052	Seismic and geological surveys	0	0	0	400000	400000	400000
		Total of Program	132233388	153570000	142470000	123613000	107015000	44435000
3501	001	Institutional Capacities Enhancement Project	268255	1305000	916000	1000000	1000000	1000000
	002	E-Government/ Smart Project	0	0	0	200000	250000	250000
		Total of Program	268255	1305000	916000	1200000	1250000	1250000
		Total	132501643	154875000	143386000	124813000	108265000	45685000

Overall Summary of Current Expenditures for the Years 2014 - 2018

Chapter: 2001 Ministry of Energy and Mineral Resources

(In JDs)

Group	Item	Description	Actual 2014	Estimated 2015	Re-estimated 2015	Estimated 2016	Indicative 2017	Indicative 2018
21		Compensations of Employees						
2111		Salaries, Wages and Allowances						
	101	Classified Employees	175345	417000	380000	400000	412000	423000
	102	Unclassified Employees	485069	1239000	1168000	1250000	1280000	1310000
	103	Comprehensive Contract Employees	41171	93000	75000	80000	83000	86000
	105	Personal Cost of Living Allowance	378151	1023000	926000	1000000	1025000	1050000
	106	Family Cost of Living Allowance	38874	120000	105000	113000	116000	119000
	110	Overtime Allowance	61849	150000	150000	150000	150000	150000
	111	Additional Allowance	469089	1231000	1189000	1240000	1270000	1300000
	113	Transportation Allowance	65728	160000	160000	200000	205000	210000
	114	Transport Allowance	30945	83000	68000	80000	83000	85000
	115	Field Visit Allowance	1903	37000	37000	50000	52000	54000
	116	Employees' Bonuses	239381	300000	300000	450000	450000	450000
	120	Contract Employees	0	18000	18000	50000	65000	68000
Total			1987505	4871000	4576000	5063000	5191000	5305000
2121		Social Security Contributions						
	301	Social Security	105586	332000	332000	365000	380000	395000
Total			105586	332000	332000	365000	380000	395000
22		Use of Goods and Services						
2211		Use of Goods and Services						
	202	Telecommunications Services	13704	17000	17000	20000	21000	22000
	203	Water	1548	3000	3000	4000	5000	6000
	204	Electricity	30999	80000	80000	100000	90000	80000
	205	Fuels	25484	108000	64000	70000	80000	90000
	206	Maintenance of Machines, furniture and accessories	5009	9000	9000	10000	11000	12000
	207	Maintenance of vehicles, equipment and accessories	12621	27000	27000	30000	30000	30000
	208	Repair and maintenance of buildings and accessories	3309	5000	5000	8000	8000	9000
	209	Office Supplies, publications and various stationery	16108	16000	16000	18000	19000	19000
	210	Substances and raw materials (medicines, clothes, food, films, etc..)	1499	3000	3000	5000	5000	5000
	211	Cleaning services and supplies including cleaning contracts	19700	36000	36000	40000	41000	42000
	212	Insurance	9781	32000	32000	50000	50000	50000
	213	Official Travel Missions	6504	161000	160000	160000	150000	120000
	214	Goods and services expenses	22418	28000	28000	35000	15000	15000
Total			168684	525000	480000	550000	525000	500000
26		Support/ Grants						
2631		Support to General Government Units						
	313	Support to general government units/current	2159300	2608000	2431000	3204000	3394000	3489000
Total			2159300	2608000	2431000	3204000	3394000	3489000
28		Other Expenditures						
2821		Other Current Expenditures						
	302	Contributions	0	2000	2000	5000	5000	5000
	303	Scientific scholarships and training courses	5725	5500	5500	12500	12500	12500
	305	Non-Employees' Bonuses	2400	2500	2500	2500	2500	2500
Total			8125	10000	10000	20000	20000	20000
Total of Chapter			4429200	8346000	7829000	9202000	9510000	9709000

Current Expenditures According to Program and Activities for the Years 2014 - 2018

Chapter : 2001 - Ministry of Energy and Mineral Resources

(In JDs)

Program : 3501 - Administration and Support Services								
Activity : 601 - Administrative and Support Services								
Group	Item	Description	Actual 2014	Estimated 2015	Re-estimated 2015	Estimated 2016	Indicative 2017	Indicative 2018
21		Compensations of Employees						
2111		Salaries, Wages and Allowances						
	101	Classified Employees	175345	417000	380000	400000	412000	423000
	102	Unclassified Employees	485069	1239000	1168000	1250000	1280000	1310000
	103	Comprehensive Contract Employees	41171	93000	75000	80000	83000	86000
	105	Personal Cost of Living Allowance	378151	1023000	926000	1000000	1025000	1050000
	106	Family Cost of Living Allowance	38874	120000	105000	113000	116000	119000
	110	Overtime Allowance	61849	150000	150000	150000	150000	150000
	111	Additional Allowance	469089	1231000	1189000	1240000	1270000	1300000
	113	Transportation Allowance	65728	160000	160000	200000	205000	210000
	114	Transport Allowance	30945	83000	68000	80000	83000	85000
	115	Field Visit Allowance	1903	37000	37000	50000	52000	54000
	116	Employees' Bonuses	239381	300000	300000	450000	450000	450000
	120	Contract Employees	0	18000	18000	50000	65000	68000
Total			1987505	4871000	4576000	5063000	5191000	5305000
2121		Social Security Contributions						
	301	Social Security	105586	332000	332000	365000	380000	395000
Total			105586	332000	332000	365000	380000	395000
22		Use of Goods and Services						
2211		Use of Goods and Services						
	202	Telecommunications Services	13704	17000	17000	20000	21000	22000
	203	Water	1548	3000	3000	4000	5000	6000
	204	Electricity	30999	80000	80000	100000	90000	80000
	205	Fuels	25484	108000	64000	70000	80000	90000
		000 Fuels	25484	0	0	0	0	0
		001 Heating	0	20000	12000	20000	25000	30000
		002 Saloon vehicles	0	38000	21000	20000	20000	20000
		003 Transport vehicles and heavy equipment	0	50000	31000	30000	35000	40000
	206	Maintenance of Machines, furniture and accessories	5009	9000	9000	10000	11000	12000
	207	Maintenance of vehicles, equipment and accessories	12621	27000	27000	30000	30000	30000
	208	Repair and maintenance of buildings and accessories	3309	5000	5000	8000	8000	9000
	209	Office Supplies, publications and various stationery	16108	16000	16000	18000	19000	19000
	210	Substances and raw materials (medicines, clothes, food, films, etc..)	1499	3000	3000	5000	5000	5000
	211	Cleaning services and supplies including cleaning contracts	19700	36000	36000	40000	41000	42000
	212	Insurance	9781	32000	32000	50000	50000	50000
	213	Official Travel Missions	6504	161000	160000	160000	150000	120000
	214	Goods and services expenses	22418	28000	28000	35000	15000	15000
Total			168684	525000	480000	550000	525000	500000
28		Other Expenditures						
2821		Other Current Expenditures						
	302	Contributions	0	2000	2000	5000	5000	5000
	303	Scientific scholarships and training courses	5725	5500	5500	12500	12500	12500
	305	Non-Employees' Bonuses	2400	2500	2500	2500	2500	2500
Total			8125	10000	10000	20000	20000	20000
Total of Activity			2269900	5738000	5398000	5998000	6116000	6220000
Total of Program			2269900	5738000	5398000	5998000	6116000	6220000
Program : 3505 - Energy Sector Development								
Activity : 601 - Energy sector management								
Group	Item	Description	Actual 2014	Estimated 2015	Re-estimated 2015	Estimated 2016	Indicative 2017	Indicative 2018
26		Support/ Grants						
2631		Support to General Government Units						
	313	Support to general government units/current	2159300	2608000	2431000	3204000	3394000	3489000
		017 Atomic Energy Commission	2159300	2608000	2431000	3204000	3394000	3489000
Total			2159300	2608000	2431000	3204000	3394000	3489000
Total of Activity			2159300	2608000	2431000	3204000	3394000	3489000
Total of Program			2159300	2608000	2431000	3204000	3394000	3489000
Total of Chapter			4429200	8346000	7829000	9202000	9510000	9709000

Overall Summary of Capital Expenditures for the Years 2014 - 2018

Chapter : 2001 Ministry of Energy and Mineral Resources

(In JDs)

Group	Item	Description	Actual 2014	Estimated 2015	Re-estimated 2015	Estimated 2016	Indicative 2017	Indicative 2018
		Expenditures						
21		Compensations of Employees						
2111		Salaries, Wages and Allowances						
	501	Salaries	0	175000	100000	150000	155000	160000
	502	Wages	0	32000	25000	40000	45000	50000
		Total	0	207000	125000	190000	200000	210000
2121		Social Security Contributions						
	517	Social Security	0	23000	20000	30000	35000	40000
		Total	0	23000	20000	30000	35000	40000
22		Use of Goods and Services						
2211		Use of Goods and Services						
	512	Operating and Sustaining Expenditures	632503	3232500	1392500	925000	893000	878000
		Total	632503	3232500	1392500	925000	893000	878000
25		Subsidies						
2511		Subsidies to Public Corporations						
	520	Subsidies to non-financial public corporations/ capital	0	0	0	500000	500000	500000
		Total	0	0	0	500000	500000	500000
26		Support/ Grants						
2632		Support to General Government Units/ Capital						
	509	Subsidy to other general government units/capital	13425000	20015000	14965000	9685000	9685000	7685000
		Total	13425000	20015000	14965000	9685000	9685000	7685000
28		Other Expenditures						
2822		Other Capital Expenditures						
	504	Studies, Research and Consultations	4660224	11200000	10100000	17793000	8305000	4675000
		Total	4660224	11200000	10100000	17793000	8305000	4675000
		Fixed Assets						
31		Non-financial Assets						
3111		Buildings and Constructions						
	508	Works and Constructions	54107272	74560000	73560000	44350000	39850000	21150000
		Total	54107272	74560000	73560000	44350000	39850000	21150000
3112		Devices, Machinery and Equipment						
	505	Equipment, Machines and Devices	56040361	42238000	39838000	48215000	45465000	6215000
		Total	56040361	42238000	39838000	48215000	45465000	6215000
3122		Inventories						
	503	Materials and supplies	11402	100000	86000	75000	82000	82000
		Total	11402	100000	86000	75000	82000	82000
3141		Lands						
	507	Lands	3624881	3299500	3299500	3050000	3250000	4250000
		Total	3624881	3299500	3299500	3050000	3250000	4250000
		Total of Chapter	132501643	154875000	143386000	124813000	108265000	45685000

Capital Expenditures According to Program and Projects for the Years 2014 - 2018

Chapter : 2001 Ministry of Energy and Mineral Resources

(In JDs)

Program 3501 Administration and Support Services								
Project		001 Institutional Capacities Enhancement Project *						
Fund Source		102001	Capital (Treasury)					
Group	item	Description	Actual 2014	Estimated 2015	Re-estimated 2015	Estimated 2016	Indicative 2017	Indicative 2018
21		Compensations of Employees						
2111		Salaries, Wages and Allowances						
	501	Salaries						
	001	Salaries	0	175000	100000	150000	155000	160000
		Total of Item	0	175000	100000	150000	155000	160000
	502	Wages						
	001	Wages	0	32000	25000	40000	45000	50000
		Total of Item	0	32000	25000	40000	45000	50000
2121		Social Security Contributions						
	517	Social Security						
	001	Social Security	0	23000	20000	30000	35000	40000
		Total of Item	0	23000	20000	30000	35000	40000
22		Use of Goods and Services						
2211		Use of Goods and Services						
	512	Operating and Sustaining Expenditures						
	008	Qualifying and training expenses	3479	85000	85000	85000	86000	88000
	012	Subscriptions, insurances	2247	12000	6000	20000	30000	30000
	015	Operating systems and software	0	15000	15000	30000	32000	40000
	017	Promotion, advertising and awareness	0	5000	5000	15000	20000	25000
	021	Printing house	59111	70000	70000	90000	100000	120000
	032	Conferences, celebrations and workshops	0	0	0	15000	15000	15000
	035	Technical and administrative support	0	0	0	150000	100000	50000
	108	Allowance for services of organizing oil derivatives distribution sector	46475	90000	90000	100000	100000	100000
	999	n.e.c	135028	605000	321000	50000	50000	50000
		Total of Item	246340	882000	592000	555000	533000	518000
31		Non-financial Assets						
3112		Devices, Machinery and Equipment						
	505	Equipment, Machines and Devices						
	001	Computers and accessories	9002	15000	15000	15000	15000	15000
	006	Public safety devices and equipment	0	15000	15000	15000	15000	15000
	009	Laboratories and Measurement Devices	0	25000	25000	25000	25000	25000
	045	Geological devices	0	5000	5000	25000	25000	25000
	068	Solar cells generating the electric energy	0	33000	33000	60000	60000	60000
	999	n.e.c	1511	5000	5000	15000	15000	15000
		Total of Item	10513	98000	98000	155000	155000	155000
3122		Inventories						
	503	Materials and supplies						
	006	Laboratories supplies and materials	0	50000	46000	50000	50000	50000
	019	Spare parts supplies	11402	15000	15000	15000	22000	22000
	999	n.e.c	0	30000	20000	5000	5000	5000
		Total of Item	11402	95000	81000	70000	77000	77000
		Total of Project / Treasury	268255	1305000	916000	1000000	1000000	1000000

Capital Expenditures According to Program and Projects for the Years 2014 - 2018

Chapter : 2001 Ministry of Energy and Mineral Resources

(In JDs)

Program 3501 Administration and Support Services								
Project		002 E-Government/ Smart Project						
Fund Source		102001	Capital (Treasury)					
Group	item	Description	Actual 2014	Estimated 2015	Re-estimated 2015	Estimated 2016	Indicative 2017	Indicative 2018
22		Use of Goods and Services						
2211		Use of Goods and Services						
	512	Operating and Sustaining Expenditures						
	015	Operating systems and software	0	0	0	200000	250000	250000
		Total of Item	0	0	0	200000	250000	250000
		Total of Project / Treasury	0	0	0	200000	250000	250000
Total of Program			268255	1305000	916000	1200000	1250000	1250000

Capital Expenditures According to Program and Projects for the Years 2014 - 2018

Chapter : 2001 Ministry of Energy and Mineral Resources

(In JDs)

Program 3505 Energy Sector Development								
Project		002 Encouraging the establishment Natural Gas Distribution Network in many cities in the Kingdom/ Expropriation						
Fund Source		102001 Capital (Treasury)						
Group	item	Description	Actual 2014	Estimated 2015	Re-estimated 2015	Estimated 2016	Indicative 2017	Indicative 2018
31		Non-financial Assets						
3141		Lands						
	507	Lands						
	001	Lands expropriation and purchase	764881	299500	299500	550000	750000	750000
		Total of Item	764881	299500	299500	550000	750000	750000
		Total of Project / Treasury	764881	299500	299500	550000	750000	750000
Project		008 Establishing Energy Efficiency Fund						
Fund Source		102001 Capital (Treasury)						
Group	item	Description	Actual 2014	Estimated 2015	Re-estimated 2015	Estimated 2016	Indicative 2017	Indicative 2018
25		Subsidies						
2511		Subsidies to Public Corporations						
	520	Subsidies to non-financial public corporations/ capital						
	015	Energy Efficiency Fund	0	0	0	500000	500000	500000
		Total of Item	0	0	0	500000	500000	500000
26		Support/ Grants						
2632		Support to General Government Units/ Capital						
	509	Subsidy to other general government units/capital						
	054	Energy Efficiency Fund	0	550000	500000	0	0	0
		Total of Item	0	550000	500000	0	0	0
		Total of Project / Treasury	0	550000	500000	500000	500000	500000
Project		010 Supporting the Atomic Energy Commission projects						
Fund Source		102001 Capital (Treasury)						
Group	item	Description	Actual 2014	Estimated 2015	Re-estimated 2015	Estimated 2016	Indicative 2017	Indicative 2018
26		Support/ Grants						
2632		Support to General Government Units/ Capital						
	509	Subsidy to other general government units/capital						
	055	Atomic Energy Commission	8425000	8465000	8465000	9685000	9685000	7685000
		Total of Item	8425000	8465000	8465000	9685000	9685000	7685000
		Total of Project / Treasury	8425000	8465000	8465000	9685000	9685000	7685000
Project		011 Restructuring oil sector and freeing it for competition						
Fund Source		102001 Capital (Treasury)						
Group	item	Description	Actual 2014	Estimated 2015	Re-estimated 2015	Estimated 2016	Indicative 2017	Indicative 2018
28		Other Expenditures						
2822		Other Capital Expenditures						
	504	Studies, Research and Consultations						
	014	Studies, research and design	0	50000	50000	0	0	0
		Total of Item	0	50000	50000	0	0	0
		Total of Project / Treasury	0	50000	50000	0	0	0

Capital Expenditures According to Program and Projects for the Years 2014 - 2018

Chapter : 2001 Ministry of Energy and Mineral Resources

(In JDs)

Program 3505 Energy Sector Development

Project		014 Exploiting wind energy for electricity generation (Fajji)						
Fund Source		102001 Capital (Treasury)						
Group	Item	Description	Actual 2014	Estimated 2015	Re-estimated 2015	Estimated 2016	Indicative 2017	Indicative 2018
31		Non-financial Assets						
3141		Lands						
	507	Lands						
	001	Lands expropriation and purchase	2860000	3000000	3000000	2000000	2000000	3000000
		Total of Item	2860000	3000000	3000000	2000000	2000000	3000000
		Total of Project / Treasury	2860000	3000000	3000000	2000000	2000000	3000000
Project		021 Thermal solar energy to generate electricity (CSP) / European grant						
Fund Source		102001 Capital (Treasury)						
Group	Item	Description	Actual 2014	Estimated 2015	Re-estimated 2015	Estimated 2016	Indicative 2017	Indicative 2018
28		Other Expenditures						
2822		Other Capital Expenditures						
	504	Studies, Research and Consultations						
	014	Studies, research and design	0	5000	5000	500000	1000000	1500000
		Total of Item	0	5000	5000	500000	1000000	1500000
		Total of Project / Treasury	0	5000	5000	500000	1000000	1500000
Project		022 Promoting the use of solar heaters in cooperation with the National Center for Research and Development / European grant						
Fund Source		102001 Capital (Treasury)						
Group	Item	Description	Actual 2014	Estimated 2015	Re-estimated 2015	Estimated 2016	Indicative 2017	Indicative 2018
28		Other Expenditures						
2822		Other Capital Expenditures						
	504	Studies, Research and Consultations						
	027	Purchasing consultation services	0	50000	50000	100000	100000	100000
		Total of Item	0	50000	50000	100000	100000	100000
		Total of Project / Treasury	0	50000	50000	100000	100000	100000
Project		023 Establishing Customer Service Office/ European grant						
Fund Source		102001 Capital (Treasury)						
Group	Item	Description	Actual 2014	Estimated 2015	Re-estimated 2015	Estimated 2016	Indicative 2017	Indicative 2018
22		Use of Goods and Services						
2211		Use of Goods and Services						
	512	Operating and Sustaining Expenditures						
	035	Technical and administrative support	0	0	0	45000	45000	45000
	999	n.e.c	12137	20000	20000	5000	5000	5000
		Total of Item	12137	20000	20000	50000	50000	50000
31		Non-financial Assets						
3112		Devices, Machinery and Equipment						
	505	Equipment, Machines and Devices						
	069	Modernizing and developing devices and equipment	0	0	0	200000	200000	200000
	999	n.e.c	300450	325000	325000	50000	50000	50000
		Total of Item	300450	325000	325000	250000	250000	250000
		Total of Project / Treasury	312587	345000	345000	300000	300000	300000

Capital Expenditures According to Program and Projects for the Years 2014 - 2018

Chapter : 2001 Ministry of Energy and Mineral Resources

(In JDs)

Program 3505 Energy Sector Development								
Project		024 Rationalize energy use in cooperation with the National Center for Research and Development/ European grant						
Fund Source		102001	Capital (Treasury)					
Group	item	Description	Actual 2014	Estimated 2015	Re-estimated 2015	Estimated 2016	Indicative 2017	Indicative 2018
28		Other Expenditures						
2822		Other Capital Expenditures						
	504	Studies, Research and Consultations						
	027	Purchasing consultation services	246717	0	0	0	0	0
		Total of Item	246717	0	0	0	0	0
31		Non-financial Assets						
3112		Devices, Machinery and Equipment						
	505	Equipment, Machines and Devices						
	069	Modernizing and developing devices and equipment	0	0	0	95000	95000	95000
	999	n.e.c	0	5000	5000	5000	5000	5000
		Total of Item	0	5000	5000	100000	100000	100000
		Total of Project / Treasury	246717	5000	5000	100000	100000	100000
Project		025 Building and equipping Liquefied Natural Gas Terminal/ Aqaba						
Fund Source		102001	Capital (Treasury)					
Group	item	Description	Actual 2014	Estimated 2015	Re-estimated 2015	Estimated 2016	Indicative 2017	Indicative 2018
22		Use of Goods and Services						
2211		Use of Goods and Services						
	512	Operating and Sustaining Expenditures						
	999	n.e.c	0	240000	240000	0	0	0
		Total of Item	0	240000	240000	0	0	0
28		Other Expenditures						
2822		Other Capital Expenditures						
	504	Studies, Research and Consultations						
	014	Studies, research and design	1999999	3600000	3000000	2000000	0	0
		Total of Item	1999999	3600000	3000000	2000000	0	0
31		Non-financial Assets						
3111		Buildings and Constructions						
	508	Works and Constructions						
	040	Various constructions	13306149	8000000	8000000	4000000	0	0
		Total of Item	13306149	8000000	8000000	4000000	0	0
3112		Devices, Machinery and Equipment						
	505	Equipment, Machines and Devices						
	055	Technical devices	0	7400000	7000000	5000000	0	0
	999	n.e.c	22600000	0	0	0	0	0
		Total of Item	22600000	7400000	7000000	5000000	0	0
		Total of Project / Treasury	37906148	19240000	18240000	11000000	0	0

Capital Expenditures According to Program and Projects for the Years 2014 - 2018

Chapter : 2001 Ministry of Energy and Mineral Resources

(In JDs)

Program 3505 Energy Sector Development								
Project		027 Jordanian nuclear power plant						
Fund Source		102001	Capital (Treasury)					
Group	item	Description	Actual 2014	Estimated 2015	Re-estimated 2015	Estimated 2016	Indicative 2017	Indicative 2018
26		Support/ Grants						
2632		Support to General Government Units/ Capital						
	509	Subsidy to other general government units/capital						
	055	Atomic Energy Commission	5000000	11000000	6000000	0	0	0
		Total of Item	5000000	11000000	6000000	0	0	0
28		Other Expenditures						
2822		Other Capital Expenditures						
	504	Studies, Research and Consultations						
	027	Purchasing consultation services	0	0	0	7000000	0	0
	035	Site studies	0	0	0	2000000	0	0
		Total of Item	0	0	0	9000000	0	0
31		Non-financial Assets						
3111		Buildings and Constructions						
	508	Works and Constructions						
	064	Infrastructure constructions	0	0	0	0	9000000	12000000
		Total of Item	0	0	0	0	9000000	12000000
		Total of Project / Treasury	5000000	11000000	6000000	9000000	9000000	12000000
Project		029 Facilities for storing petroleum derivatives						
Fund Source		102001	Capital (Treasury)					
Group	item	Description	Actual 2014	Estimated 2015	Re-estimated 2015	Estimated 2016	Indicative 2017	Indicative 2018
22		Use of Goods and Services						
2211		Use of Goods and Services						
	512	Operating and Sustaining Expenditures						
	999	n.e.c	374026	500000	500000	60000	0	0
		Total of Item	374026	500000	500000	60000	0	0
28		Other Expenditures						
2822		Other Capital Expenditures						
	504	Studies, Research and Consultations						
	014	Studies, research and design	974533	2150000	2150000	2000000	2000000	0
		Total of Item	974533	2150000	2150000	2000000	2000000	0
31		Non-financial Assets						
3111		Buildings and Constructions						
	508	Works and Constructions						
	040	Various constructions	33301123	38940000	38940000	16500000	11200000	0
		Total of Item	33301123	38940000	38940000	16500000	11200000	0
3112		Devices, Machinery and Equipment						
	505	Equipment, Machines and Devices						
	055	Technical devices	0	10000000	10000000	8500000	8500000	0
	999	n.e.c	7772470	0	0	0	0	0
		Total of Item	7772470	10000000	10000000	8500000	8500000	0
		Total of Project / Treasury	42422152	51590000	51590000	27060000	21700000	0

Capital Expenditures According to Program and Projects for the Years 2014 - 2018

Chapter : 2001 Ministry of Energy and Mineral Resources

(In JDs)

Program 3505 Energy Sector Development								
Project		031 Jordanian- Iraqi Oil Pipeline						
Fund Source		102001	Capital (Treasury)					
Group	item	Description	Actual 2014	Estimated 2015	Re-estimated 2015	Estimated 2016	Indicative 2017	Indicative 2018
31		Non-financial Assets						
3141		Lands						
	507	Lands						
	001	Lands expropriation and purchase	0	0	0	500000	500000	500000
		Total of Item	0	0	0	500000	500000	500000
		Total of Project / Treasury	0	0	0	500000	500000	500000
Project		032 Liquefied Petroleum Gas Port						
Fund Source		102001	Capital (Treasury)					
Group	item	Description	Actual 2014	Estimated 2015	Re-estimated 2015	Estimated 2016	Indicative 2017	Indicative 2018
31		Non-financial Assets						
3111		Buildings and Constructions						
	508	Works and Constructions						
	040	Various constructions	4000000	0	0	0	0	0
		Total of Item	4000000	0	0	0	0	0
3112		Devices, Machinery and Equipment						
	505	Equipment, Machines and Devices						
	999	n.e.c	1000000	0	0	0	0	0
		Total of Item	1000000	0	0	0	0	0
		Total of Project / Treasury	5000000	0	0	0	0	0
Project		033 Evaluate the direct tenders of renewable energy projects/ European grant.						
Fund Source		102001	Capital (Treasury)					
Group	item	Description	Actual 2014	Estimated 2015	Re-estimated 2015	Estimated 2016	Indicative 2017	Indicative 2018
28		Other Expenditures						
2822		Other Capital Expenditures						
	504	Studies, Research and Consultations						
	014	Studies, research and design	605684	895000	895000	600000	600000	600000
		Total of Item	605684	895000	895000	600000	600000	600000
		Total of Project / Treasury	605684	895000	895000	600000	600000	600000
Project		034 Facilities to store oil derivatives/ north of the Kingdom						
Fund Source		102001	Capital (Treasury)					
Group	item	Description	Actual 2014	Estimated 2015	Re-estimated 2015	Estimated 2016	Indicative 2017	Indicative 2018
28		Other Expenditures						
2822		Other Capital Expenditures						
	504	Studies, Research and Consultations						
	014	Studies, research and design	0	0	0	0	1000000	500000
		Total of Item	0	0	0	0	1000000	500000
31		Non-financial Assets						
3111		Buildings and Constructions						
	508	Works and Constructions						
	040	Various constructions	0	0	0	0	1000000	5000000
		Total of Item	0	0	0	0	1000000	5000000
3112		Devices, Machinery and Equipment						
	505	Equipment, Machines and Devices						
	055	Technical devices	0	0	0	0	1000000	2500000
		Total of Item	0	0	0	0	1000000	2500000
		Total of Project / Treasury	0	0	0	0	3000000	8000000

Capital Expenditures According to Program and Projects for the Years 2014 - 2018

Chapter : 2001 Ministry of Energy and Mineral Resources

(In JDs)

Program 3505 Energy Sector Development								
Project		035 Renewable energy projects for electricity generation- wind energy/ Maan						
Fund Source		102001 Capital (Treasury)						
Group	item	Description	Actual 2014	Estimated 2015	Re-estimated 2015	Estimated 2016	Indicative 2017	Indicative 2018
28		Other Expenditures						
2822		Other Capital Expenditures						
	504	Studies, Research and Consultations						
	014	Studies, research and design	444326	1000000	1000000	1000000	1230000	0
		Total of Item	444326	1000000	1000000	1000000	1230000	0
31		Non-financial Assets						
3111		Buildings and Constructions						
	508	Works and Constructions						
	040	Various constructions	3500000	17000000	17000000	14000000	7000000	0
		Total of Item	3500000	17000000	17000000	14000000	7000000	0
3112		Devices, Machinery and Equipment						
	505	Equipment, Machines and Devices						
	047	Fans	0	14000000	13000000	8000000	10500000	0
	999	n.e.c	24356928	0	0	0	0	0
		Total of Item	24356928	14000000	13000000	8000000	10500000	0
		Total of Project / Treasury	28301254	32000000	31000000	23000000	18730000	0
Project		036 Renewable energy projects for electricity generation - solar energy/ Aqaba						
Fund Source		102001 Capital (Treasury)						
Group	item	Description	Actual 2014	Estimated 2015	Re-estimated 2015	Estimated 2016	Indicative 2017	Indicative 2018
28		Other Expenditures						
2822		Other Capital Expenditures						
	504	Studies, Research and Consultations						
	014	Studies, research and design	388965	1930000	1930000	1000000	1150000	0
		Total of Item	388965	1930000	1930000	1000000	1150000	0
31		Non-financial Assets						
3111		Buildings and Constructions						
	508	Works and Constructions						
	040	Various constructions	0	9000000	9000000	9000000	11000000	0
		Total of Item	0	9000000	9000000	9000000	11000000	0
3112		Devices, Machinery and Equipment						
	505	Equipment, Machines and Devices						
	062	Solar cells systems and equipment	0	10000000	9000000	25000000	23500000	0
		Total of Item	0	10000000	9000000	25000000	23500000	0
		Total of Project / Treasury	388965	20930000	19930000	35000000	35650000	0

Capital Expenditures According to Program and Projects for the Years 2014 - 2018

Chapter : 2001 Ministry of Energy and Mineral Resources

(In JDs)

Program 3505 Energy Sector Development								
Project		037 Implementing energy auditing studies for institutions / European grant						
Fund Source		102001	Capital (Treasury)					
Group	item	Description	Actual 2014	Estimated 2015	Re-estimated 2015	Estimated 2016	Indicative 2017	Indicative 2018
22		Use of Goods and Services						
2211		Use of Goods and Services						
	512	Operating and Sustaining Expenditures						
	999	n.e.c	0	10000	10000	10000	10000	10000
		Total of Item	0	10000	10000	10000	10000	10000
28		Other Expenditures						
2822		Other Capital Expenditures						
	504	Studies, Research and Consultations						
	014	Studies, research and design	0	100000	100000	50000	50000	50000
		Total of Item	0	100000	100000	50000	50000	50000
31		Non-financial Assets						
3112		Devices, Machinery and Equipment						
	505	Equipment, Machines and Devices						
	055	Technical devices	0	385000	385000	135000	135000	135000
		Total of Item	0	385000	385000	135000	135000	135000
3122		Inventories						
	503	Materials and supplies						
	019	Spare parts supplies	0	5000	5000	5000	5000	5000
		Total of Item	0	5000	5000	5000	5000	5000
		Total of Project / Treasury	0	500000	500000	200000	200000	200000
Project		039 Expanding electricity generation project using the solar cells in Azraq						
Fund Source		102001	Capital (Treasury)					
Group	item	Description	Actual 2014	Estimated 2015	Re-estimated 2015	Estimated 2016	Indicative 2017	Indicative 2018
28		Other Expenditures						
2822		Other Capital Expenditures						
	504	Studies, Research and Consultations						
	014	Studies, research and design	0	0	0	25000	25000	25000
		Total of Item	0	0	0	25000	25000	25000
31		Non-financial Assets						
3111		Buildings and Constructions						
	508	Works and Constructions						
	040	Various constructions	0	0	0	150000	150000	150000
		Total of Item	0	0	0	150000	150000	150000
3112		Devices, Machinery and Equipment						
	505	Equipment, Machines and Devices						
	055	Technical devices	0	0	0	25000	25000	25000
		Total of Item	0	0	0	25000	25000	25000
		Total of Project / Treasury	0	0	0	200000	200000	200000

Capital Expenditures According to Program and Projects for the Years 2014 - 2018

Chapter : 2001 Ministry of Energy and Mineral Resources

(In JDs)

Program 3505 Energy Sector Development								
Project		040 Generating electricity from wind energy in Al-Kamsheh						
Fund Source		102001 Capital (Treasury)						
Group	item	Description	Actual 2014	Estimated 2015	Re-estimated 2015	Estimated 2016	Indicative 2017	Indicative 2018
28		Other Expenditures						
2822		Other Capital Expenditures						
	504	Studies, Research and Consultations						
	014	Studies, research and design	0	0	0	0	250000	1000000
		Total of Item	0	0	0	0	250000	1000000
31		Non-financial Assets						
3111		Buildings and Constructions						
	508	Works and Constructions						
	040	Various constructions	0	0	0	0	500000	4000000
		Total of Item	0	0	0	0	500000	4000000
3112		Devices, Machinery and Equipment						
	505	Equipment, Machines and Devices						
	055	Technical devices	0	0	0	0	250000	2000000
		Total of Item	0	0	0	0	250000	2000000
		Total of Project / Treasury	0	0	0	0	1000000	7000000
Project		041 Generating electricity from wind in Wadi Araba region/ Aqaba						
Fund Source		102001 Capital (Treasury)						
Group	item	Description	Actual 2014	Estimated 2015	Re-estimated 2015	Estimated 2016	Indicative 2017	Indicative 2018
28		Other Expenditures						
2822		Other Capital Expenditures						
	504	Studies, Research and Consultations						
	014	Studies, research and design	0	0	0	500000	0	0
		Total of Item	0	0	0	500000	0	0
		Total of Project / Treasury	0	0	0	500000	0	0
Project		043 Exploration and assessment of petroleum potentials in East Safawi area						
Fund Source		102001 Capital (Treasury)						
Group	item	Description	Actual 2014	Estimated 2015	Re-estimated 2015	Estimated 2016	Indicative 2017	Indicative 2018
28		Other Expenditures						
2822		Other Capital Expenditures						
	504	Studies, Research and Consultations						
	014	Studies, research and design	0	200000	0	0	0	0
		Total of Item	0	200000	0	0	0	0
31		Non-financial Assets						
3111		Buildings and Constructions						
	508	Works and Constructions						
	016	Excavations and wells construction	0	1000000	0	0	0	0
		Total of Item	0	1000000	0	0	0	0
		Total of Project / Treasury	0	1200000	0	0	0	0
Project		044 Comprehensive maintenance, renovation and rehabilitation of two rigs of National Petroleum Company- Jerash and R						
Fund Source		102001 Capital (Treasury)						
Group	item	Description	Actual 2014	Estimated 2015	Re-estimated 2015	Estimated 2016	Indicative 2017	Indicative 2018
22		Use of Goods and Services						
2211		Use of Goods and Services						
	512	Operating and Sustaining Expenditures						
	999	n.e.c	0	1400000	0	0	0	0
		Total of Item	0	1400000	0	0	0	0
		Total of Project / Treasury	0	1400000	0	0	0	0

Capital Expenditures According to Program and Projects for the Years 2014 - 2018

Chapter : 2001 Ministry of Energy and Mineral Resources

(In JDs)

Program 3505 Energy Sector Development								
Project		045 Rehabilitating drilling equipment workshop and maintaining wells at API and ISO specifications						
Fund Source		102001 Capital (Treasury)						
Group	item	Description	Actual 2014	Estimated 2015	Re-estimated 2015	Estimated 2016	Indicative 2017	Indicative 2018
22		Use of Goods and Services						
2211		Use of Goods and Services						
	512	Operating and Sustaining Expenditures						
	999	n.e.c	0	150000	0	0	0	0
		Total of Item	0	150000	0	0	0	0
		Total of Project / Treasury	0	150000	0	0	0	0
Project		046 Modernizing Jordan Seismological Observatory						
Fund Source		102001 Capital (Treasury)						
Group	item	Description	Actual 2014	Estimated 2015	Re-estimated 2015	Estimated 2016	Indicative 2017	Indicative 2018
22		Use of Goods and Services						
2211		Use of Goods and Services						
	512	Operating and Sustaining Expenditures						
	006	Devices, tools and equipment maintenance	0	5000	5000	10000	10000	10000
	012	Subscriptions, insurances	0	10000	10000	20000	20000	20000
	015	Operating systems and software	0	15500	15500	20000	20000	20000
		Total of Item	0	30500	30500	50000	50000	50000
31		Non-financial Assets						
3111		Buildings and Constructions						
	508	Works and Constructions						
	040	Various constructions	0	40000	40000	0	0	0
		Total of Item	0	40000	40000	0	0	0
3112		Devices, Machinery and Equipment						
	505	Equipment, Machines and Devices						
	044	Earthquakes seismograph devices	0	25000	25000	50000	50000	50000
		Total of Item	0	25000	25000	50000	50000	50000
		Total of Project / Treasury	0	95500	95500	100000	100000	100000
Project		047 Oil Shale Exploration						
Fund Source		102001 Capital (Treasury)						
Group	item	Description	Actual 2014	Estimated 2015	Re-estimated 2015	Estimated 2016	Indicative 2017	Indicative 2018
28		Other Expenditures						
2822		Other Capital Expenditures						
	504	Studies, Research and Consultations						
	014	Studies, research and design	0	200000	200000	100000	0	0
		Total of Item	0	200000	200000	100000	0	0
31		Non-financial Assets						
3111		Buildings and Constructions						
	508	Works and Constructions						
	016	Excavations and wells construction	0	500000	500000	400000	0	0
		Total of Item	0	500000	500000	400000	0	0
		Total of Project / Treasury	0	700000	700000	500000	0	0

Capital Expenditures According to Program and Projects for the Years 2014 - 2018

Chapter : 2001 Ministry of Energy and Mineral Resources

(In JDs)

Program 3505 Energy Sector Development								
Project		048 Exploration for minerals resources						
Fund Source		102001	Capital (Treasury)					
Group	item	Description	Actual 2014	Estimated 2015	Re-estimated 2015	Estimated 2016	Indicative 2017	Indicative 2018
28		Other Expenditures						
2822		Other Capital Expenditures						
	504	Studies, Research and Consultations						
	014	Studies, research and design	0	20000	20000	18000	0	0
		Total of Item	0	20000	20000	18000	0	0
31		Non-financial Assets						
3111		Buildings and Constructions						
	508	Works and Constructions						
	016	Excavations and wells construction	0	80000	80000	300000	0	0
		Total of Item	0	80000	80000	300000	0	0
		Total of Project / Treasury	0	100000	100000	318000	0	0
Project		049 Petroleum Exploration through marketing explorative areas						
Fund Source		102001	Capital (Treasury)					
Group	item	Description	Actual 2014	Estimated 2015	Re-estimated 2015	Estimated 2016	Indicative 2017	Indicative 2018
28		Other Expenditures						
2822		Other Capital Expenditures						
	504	Studies, Research and Consultations						
	014	Studies, research and design	0	1000000	700000	500000	500000	500000
		Total of Item	0	1000000	700000	500000	500000	500000
		Total of Project / Treasury	0	1000000	700000	500000	500000	500000
Project		050 Solar cells for homes/ European grant						
Fund Source		102001	Capital (Treasury)					
Group	item	Description	Actual 2014	Estimated 2015	Re-estimated 2015	Estimated 2016	Indicative 2017	Indicative 2018
31		Non-financial Assets						
3112		Devices, Machinery and Equipment						
	505	Equipment, Machines and Devices						
	069	Modernizing and developing devices and equipment	0	0	0	500000	500000	500000
		Total of Item	0	0	0	500000	500000	500000
		Total of Project / Treasury	0	0	0	500000	500000	500000
Project		051 Solar heaters for homes/ European grant						
Fund Source		102001	Capital (Treasury)					
Group	item	Description	Actual 2014	Estimated 2015	Re-estimated 2015	Estimated 2016	Indicative 2017	Indicative 2018
31		Non-financial Assets						
3112		Devices, Machinery and Equipment						
	505	Equipment, Machines and Devices						
	069	Modernizing and developing devices and equipment	0	0	0	500000	500000	500000
		Total of Item	0	0	0	500000	500000	500000
		Total of Project / Treasury	0	0	0	500000	500000	500000

Capital Expenditures According to Program and Projects for the Years 2014 - 2018

Chapter : 2001 Ministry of Energy and Mineral Resources

(In JDs)

Program 3505 Energy Sector Development								
Project		052 Seismic and geological surveys						
Fund Source		102001	Capital (Treasury)					
Group	item	Description	Actual 2014	Estimated 2015	Re-estimated 2015	Estimated 2016	Indicative 2017	Indicative 2018
28		Other Expenditures						
2822		Other Capital Expenditures						
	504	Studies, Research and Consultations						
	014	Studies, research and design	0	0	0	400000	400000	400000
		Total of Item	0	0	0	400000	400000	400000
		Total of Project / Treasury	0	0	0	400000	400000	400000
Total of Program			132233388	153570000	142470000	123613000	107015000	44435000
Total of Chapter			132501643	154875000	143386000	124813000	108265000	45685000

* Administration Project, formerly