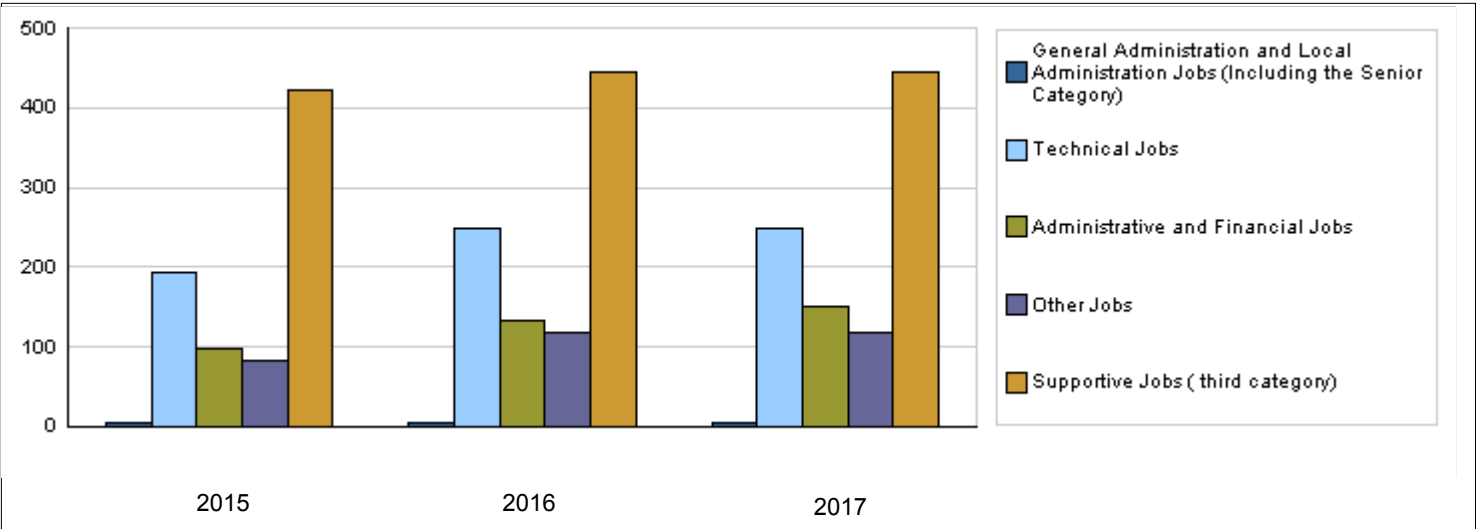


CHAPTER : 0201 Parliament

Number of Staff of the Ministry / Department

Group	Job	2015			2016			Preliminary 2017		
		Male	Female	Total	Male	Female	Total	Male	Female	Total
General Administration and Local Administration Jobs (Including the Senior Category)		4	0	4	4	0	4	4	0	4
Technical Jobs	Assistant Organizer	27	22	49	27	22	49	27	22	49
	Consultant	5	0	5	5	0	5	5	0	5
	Researcher	54	28	82	94	44	138	94	44	138
	Organizer	32	26	58	32	26	58	32	26	58
Administrative and Financial Jobs		80	17	97	98	36	134	110	40	150
Other Jobs		64	20	84	85	34	119	85	34	119
Supportive Jobs (third category)		380	41	421	407	38	445	407	38	445
Total		646	154	800	752	200	952	764	204	968
Total Cost of Salaries		5521245	1295107	6816352	6188860	1645140	7834000	6651010	1767990	8419000



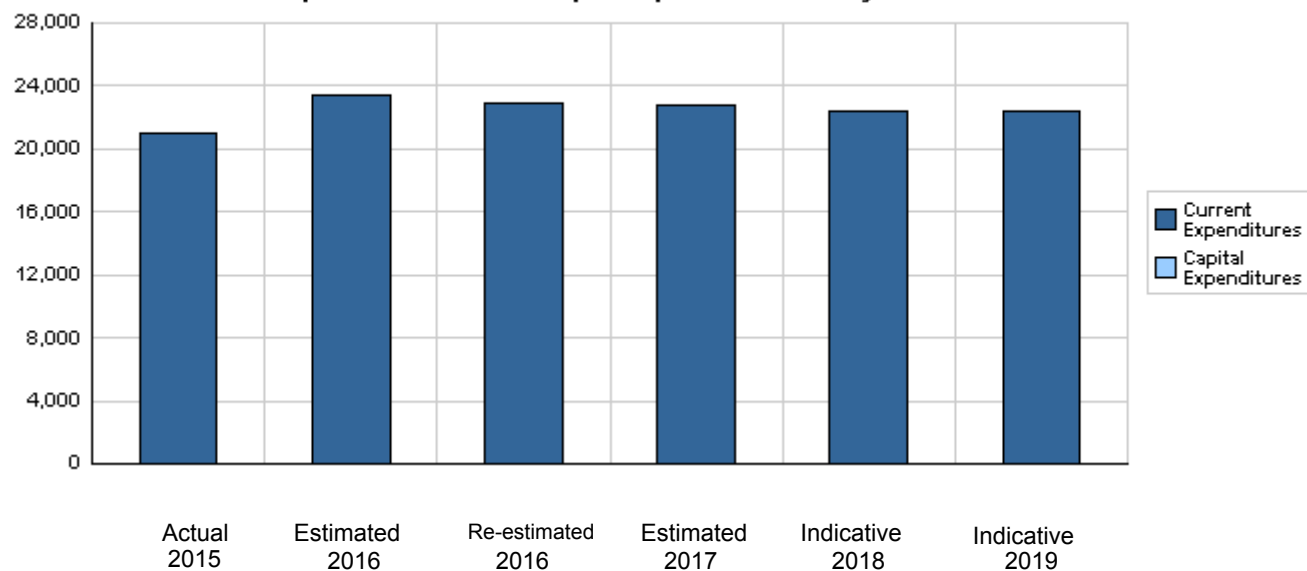
Overall Summary of Expenditures for Chapter 0201- Parliament
for the Years 2015 - 2019

(In JDs)

Description		Actual 2015	Estimated 2016	Re-estimated 2016	Estimated 2017	Indicative	
						2018	2019
Group	Current Expenditures						
2111	Salaries, Wages and Allowances	15,440,787	14,736,000	14,642,000	15,559,000	15,702,000	15,756,000
2121	Social Security Contributions	510,565	1,051,000	1,042,000	1,050,000	886,000	891,000
2211	Use of Goods and Services	3,802,291	5,720,000	5,363,000	4,465,000	4,536,000	4,581,000
2721	Social Assistanes	13,500	18,000	18,000	18,000	18,000	18,000
2821	Other Current Expenditures	1,048,646	1,017,000	997,000	842,000	895,000	890,000
3112	Devices, Machinery and Equipment	123,945	685,000	625,000	790,000	355,000	320,000
3113	Other Fixed Assets	25,766	220,000	200,000	0	0	0
Total current expenditures		20,965,500	23,447,000	22,887,000	22,724,000	22,392,000	22,456,000
Total capital expenditures		0	0	0	0	0	0
Treasury		0	0	0	0	0	0
Total current and capital expenditures		20,965,500	23,447,000	22,887,000	22,724,000	22,392,000	22,456,000

(Thousands of JDs)

Graph of the current and capital expenditures for the years 2015 - 2019

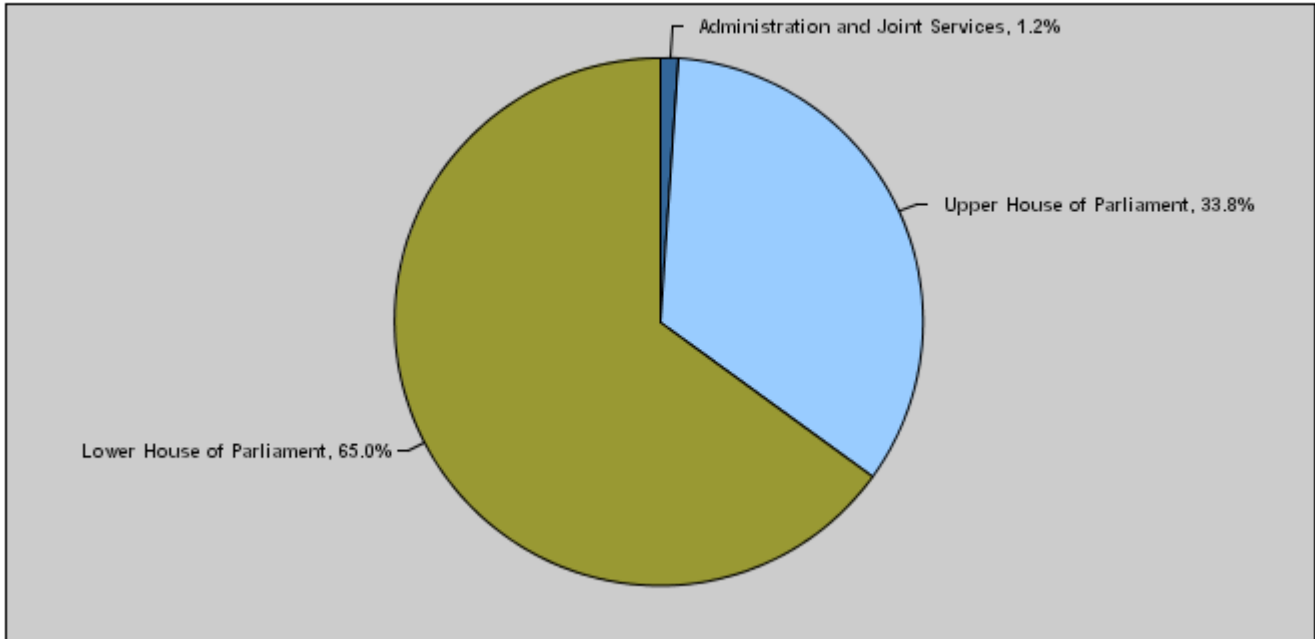


Budget of Chapter 0201 - Parliament
For the Year 2017 Distributed According to Program

(In JDs)

Prog.	Description	Current Expenditures	Capital Expenditures	Total Expenditures
0201	Administration and Joint Services	270,000	0	270,000
0205	Upper House of Parliament	7,680,000	0	7,680,000
0210	Lower House of Parliament	14,774,000	0	14,774,000
Total		22,724,000	0	22,724,000

Total Expenditures for the Year 2017 Distributed According to Programs



Estimated Allocations for Females distributed according to Programs for the Years 2015 - 2019

Program	2015	2016	2017	2018	2019
0201 Administration and Joint Services	54097	51450	56700	56700	56700
0205 Upper House of Parliament	1413147	1580250	1626870	1561560	1571010
0210 Lower House of Parliament	2935512	3174570	3116820	3084060	3088050
Total	4402756	4806270	4800390	4702320	4715760

Budget of Chapter 0201 - Parliament Distributed According to Program

(In JD's)

0201	Administration and Joint Services Program						
Appropriations of Administration and Joint Services Program as Per Activities and Projects.							
Activities and Projects		Actual 2015	Estimated 2016	Re-estimated 2016	Estimated 2017	Indicative 2018 2019	
Current Expenditures		257,603	250,000	245,000	270,000	270,000	270,000
601	Administrative and Support Services	257,603	250,000	245,000	270,000	270,000	270,000
Capital Expenditures		0	0	0	0	0	0
Total \ Treasury		0	0	0	0	0	0
Total of Program		257,603	250,000	245,000	270,000	270,000	270,000
0205	Upper House of Parliament Program						
Appropriations of Upper House of Parliament Program as Per Activities and Projects.							
Activities and Projects		Actual 2015	Estimated 2016	Re-estimated 2016	Estimated 2017	Indicative 2018 2019	
Current Expenditures		6,729,269	8,080,000	7,525,000	7,680,000	7,436,000	7,481,000
601	Upper House Administration	6,729,269	8,080,000	7,525,000	7,680,000	7,436,000	7,481,000
Capital Expenditures		0	0	0	0	0	0
Total \ Treasury		0	0	0	0	0	0
Total of Program		6,729,269	8,080,000	7,525,000	7,680,000	7,436,000	7,481,000
0210	Lower House of Parliament Program						
Appropriations of Lower House of Parliament Program as Per Activities and Projects.							
Activities and Projects		Actual 2015	Estimated 2016	Re-estimated 2016	Estimated 2017	Indicative 2018 2019	
Current Expenditures		13,978,628	15,117,000	15,117,000	14,774,000	14,686,000	14,705,000
601	Lower House Administration	13,978,628	15,117,000	15,117,000	14,774,000	14,686,000	14,705,000
Capital Expenditures		0	0	0	0	0	0
Total \ Treasury		0	0	0	0	0	0
Total of Program		13,978,628	15,117,000	15,117,000	14,774,000	14,686,000	14,705,000

Chapter : 0201 Parliament

(In JDs)

Current Activities Appropriations According to Program								
Prog.	Activites		Actual	Estimated	Re-estimated	Estimated	Indicative	Indicative
			2015	2016	2016	2017	2018	2019
0201	601	Administrative and Support Services	257603	250000	245000	270000	270000	270000
		Total of Program	257603	250000	245000	270000	270000	270000
0205	601	Upper House Administration	6729269	8080000	7525000	7680000	7436000	7481000
		Total of Program	6729269	8080000	7525000	7680000	7436000	7481000
0210	601	Lower House Administration	13978628	15117000	15117000	14774000	14686000	14705000
		Total of Program	13978628	15117000	15117000	14774000	14686000	14705000
		Total	20965500	23447000	22887000	22724000	22392000	22456000

Overall Summary of Current Expenditures for the Years 2015 - 2019

Chapter : **0201 Parliament**

(In JDs)

Group	Item	Description	Actual 2015	Estimated 2016	Re-Estimated 2016	Estimated 2017	Indicative 2018	Indicative 2019
21		Compensations of Employees						
2111		Salaries, Wages and Allowances						
	003	Appropriations for the President of Upper House	37500	42000	42000	42000	42000	42000
	004	Appropriations for Upper House	2810000	3108000	3108000	2688000	2688000	2688000
	005	Appropriations for Speaker of Lower House	42000	28000	28000	42000	42000	42000
	006	Appropriations for Lower House	6245500	4672000	4672000	5418000	5418000	5418000
		Total	9135000	7850000	7850000	8190000	8190000	8190000
21		Compensations of Employees						
2111		Salaries, Wages and Allowances						
	101	Classified Employees	147298	182000	168000	188000	199000	201000
	102	Unclassified Employees	1302986	1460000	1460000	1590000	1597000	1604000
	103	Comprehensive Contract Employees	32227	80000	80000	72000	80000	85000
	105	Personal Cost of Living Allowance	1061264	1326000	1311000	1450000	1470000	1470000
	106	Family Cost of Living Allowance	105453	145000	140000	170000	187000	197000
	110	Overtime Allowance	433715	430000	430000	500000	500000	500000
	111	Additional Allowance	552752	660000	657000	750000	770000	770000
	113	Transportation Allowance	138164	163000	160000	209000	229000	239000
	114	Transport Allowance	79987	120000	101000	160000	175000	180000
	116	Employees' Bonuses	2370944	2150000	2150000	2050000	2050000	2050000
	120	Contract Employees	80997	170000	135000	230000	255000	270000
		Total	6305787	6886000	6792000	7369000	7512000	7566000
2121		Social Security Contributions						
	301	Social Security	510565	1051000	1042000	1050000	886000	891000
		Total	510565	1051000	1042000	1050000	886000	891000
22		Use of Goods and Services						
2211		Use of Goods and Services						
	202	Telecommunications Services	158978	220000	215000	215000	220000	222000
	203	Water	29914	47000	46000	47000	51000	55000
	204	Electricity	545729	520000	500000	480000	500000	495000
	205	Fuels	227176	180000	180000	185000	195000	195000
	206	Maintenance of Machines, furniture and accessories	120551	270000	248500	165000	170000	175000
	207	Maintenance of vehicles, equipment and accessories	35735	80000	78000	85000	88000	90000
	208	Repair and maintenance of buildings and accessories	66728	555000	485000	165000	177000	190000
	209	Office Supplies, publications and various stationery	70657	138000	123000	89000	110000	115000
	210	Substances and raw materials (medicines, clothes, food, films, etc..)	24442	85000	84000	59000	80000	85000
	211	Cleaning services and supplies including cleaning contracts	201868	265000	264000	270000	280000	290000
	212	Insurance	14281	39000	39000	40000	45000	54000
	213	Official Travel Missions	1169491	1705000	1704000	640000	642500	645000
	214	Goods and services expenses	1136741	1616000	1396500	2025000	1977500	1970000
		Total	3802291	5720000	5363000	4465000	4536000	4581000
27		Social Benefits						
2721		Social Assistancess						
	319	Social Assistancess	13500	18000	18000	18000	18000	18000
		Total	13500	18000	18000	18000	18000	18000

Overall Summary of Current Expenditures for the Years 2015 - 2019

Chapter : 0201 Parliament

(In JDs)

Group	Item	Description	Actual 2015	Estimated 2016	Re-Estimated 2016	Estimated 2017	Indicative 2018	Indicative 2019
28		Other Expenditures						
2821		Other Miscellaneous Expenditures						
	302	Contributions	185925	200000	200000	200000	200000	200000
	303	Scientific scholarships and training courses	14789	77000	67000	40000	70000	70000
	305	Non-Employees' Bonuses	847932	740000	730000	602000	625000	620000
		Total	1048646	1017000	997000	842000	895000	890000
31		Non-financial Assets						
3112		Fixed Assets						
	402	Devices, Machinery and Equipment	123945	685000	625000	790000	355000	320000
		Total	123945	685000	625000	790000	355000	320000
3113		Fixed Assets						
	401	Furniture	25766	220000	200000	0	0	0
		Total	25766	220000	200000	0	0	0
Total of Chapter			20965500	23447000	22887000	22724000	22392000	22456000

Current Expenditures according to Program for the Years 2015 - 2019

Chapter : 0201 Parliament

(In JDs)

Program: 0201		Administration and Joint Services						
Activity : 601		Administrative and Support Services						
Group	Item	Description	Actual 2015	Estimated 2016	Re-Estimated 2016	Estimated 2017	Indicative 2018	Indicative 2019
22		Use of Goods and Services						
2211		Use of Goods and Services						
	206	Maintenance of Machines, furniture and accessories	37755	25000	20000	35000	35000	35000
	214	Goods and services expenses	33923	25000	25000	35000	35000	35000
		Total	71678	50000	45000	70000	70000	70000
28		Other Expenditures						
2821		Other Current Expenditures						
	302	Contributions	185925	200000	200000	200000	200000	200000
	001	Arab Parliaments Secretaries General Association	11369	12000	12000	12000	12000	12000
	002	Arab Parliamentary Union	25000	25000	25000	25000	25000	25000
	003	International Parliamentary Association	14580	15000	15000	15000	15000	15000
	004	Euro-Arab Cooperation	3410	5000	5000	5000	5000	5000
	005	Parliamentary Women Forum	4115	5000	5000	5000	5000	5000
	006	Islamic Parliamentary Union/Iran	20000	25000	25000	25000	25000	25000
	007	Africa and Arab World Parliamentary Forum for Population and Development	5000	5000	5000	5000	5000	5000
	008	Mediterranean Parliamentary Assembly	9870	10000	10000	10000	10000	10000
	009	Association of Sheikhs and Shura Councils and similar Councils in Africa and Arab World	27620	28000	28000	28000	28000	28000
	010	Arab Transitional Parliament	64961	63000	63000	63000	63000	63000
	026	Parliamentary Association for Union for the Mediterranean	0	7000	7000	7000	7000	7000
		Total	185925	200000	200000	200000	200000	200000
		Total of Activity	257603	250000	245000	270000	270000	270000
		Total of Program	257603	250000	245000	270000	270000	270000

Current Expenditures according to Program for the Years 2015 - 2019

Chapter : 0201 Parliament

(In JDs)

Program: 0205		Upper House of Parliament						
Activity : 601		Upper House Administration						
Group	Item	Description	Actual 2015	Estimated 2016	Re-Estimated 2016	Estimated 2017	Indicative 2018	Indicative 2019
21		Compensations of Employees						
2111		Salaries, Wages and Allowances						
	003	Appropriations for the President of Upper House	37500	42000	42000	42000	42000	42000
	004	Appropriations for Upper House	2810000	3108000	3108000	2688000	2688000	2688000
	101	Classified Employees	55999	72000	58000	78000	84000	86000
	102	Unclassified Employees	520999	560000	560000	590000	592000	594000
	103	Comprehensive Contract Employees	4999	0	0	12000	17000	19000
	105	Personal Cost of Living Allowance	441756	490000	475000	500000	510000	510000
	106	Family Cost of Living Allowance	43000	55000	50000	70000	82000	92000
	110	Overtime Allowance	169717	180000	180000	180000	180000	180000
	111	Additional Allowance	239903	270000	267000	300000	310000	310000
	113	Transportation Allowance	61000	83000	80000	109000	119000	129000
	114	Transport Allowance	32000	50000	31000	70000	80000	85000
	116	Employees' Bonuses	873500	700000	700000	800000	800000	800000
	120	Contract Employees	30998	60000	25000	80000	95000	105000
		Total	5321371	5670000	5576000	5519000	5599000	5640000
2121		Social Security Contributions						
	301	Social Security	135500	160000	151000	278000	286000	291000
		Total	135500	160000	151000	278000	286000	291000
22		Use of Goods and Services						
2211		Use of Goods and Services						
	202	Telecommunications Services	49995	45000	40000	40000	40000	42000
	203	Water	19972	17000	16000	17000	18000	19000
	204	Electricity	293792	240000	220000	200000	220000	215000
	205	Fuels	57471	80000	80000	85000	95000	95000
		001 Heating	43096	35000	35000	40000	45000	45000
		002 Saloon vehicles	14375	45000	45000	45000	50000	50000
	206	Maintenance of Machines, furniture and accessories	39926	45000	28500	30000	35000	40000
	207	Maintenance of vehicles, equipment and accessories	14770	15000	13000	18000	18000	20000
	208	Repair and maintenance of buildings and accessories	14261	170000	100000	90000	100000	110000
	209	Office Supplies, publications and various stationery	35669	38000	23000	19000	30000	35000
	210	Substances and raw materials (medicines, clothes, food, films, etc..)	14964	15000	14000	14000	25000	30000
	211	Cleaning services and supplies including cleaning contracts	92000	115000	114000	120000	125000	130000
	212	Insurance	9999	10000	10000	10000	10000	14000
	213	Official Travel Missions	223548	220000	219000	140000	142500	145000
	214	Goods and services expenses	222365	740000	520500	430000	442500	455000
		Total	1088732	1750000	1398000	1213000	1301000	1350000
28		Other Expenditures						
2821		Other Current Expenditures						
	303	Scientific scholarships and training courses	6800	15000	5000	10000	20000	20000
	305	Non-Employees' Bonuses	50000	50000	40000	20000	25000	20000
		Total	56800	65000	45000	30000	45000	40000
31		Non-financial Assets						
3112		Devices, Machinery and Equipment						
	402	Devices, Machinery and Equipment	106956	385000	325000	640000	205000	160000
		Total	106956	385000	325000	640000	205000	160000
3113		Other Fixed Assets						
	401	Furniture	19910	50000	30000	0	0	0
		Total	19910	50000	30000	0	0	0
		Total of Activity	6729269	8080000	7525000	7680000	7436000	7481000
		Total of Program	6729269	8080000	7525000	7680000	7436000	7481000

Current Expenditures according to Program for the Years 2015 - 2019

Chapter : 0201 Parliament

(In JDs)

Program: 0210		Lower House of Parliament						
Activity : 601		Lower House Administration						
Group	Item	Description	Actual 2015	Estimated 2016	Re-Estimated 2016	Estimated 2017	Indicative 2018	Indicative 2019
21		Compensations of Employees						
2111		Salaries, Wages and Allowances						
	005	Appropriations for Speaker of Lower House	42000	28000	28000	42000	42000	42000
	006	Appropriations for Lower House	6245500	4672000	4672000	5418000	5418000	5418000
	101	Classified Employees	91299	110000	110000	110000	115000	115000
	102	Unclassified Employees	781987	900000	900000	1000000	1005000	1010000
	103	Comprehensive Contract Employees	27228	80000	80000	60000	63000	66000
	105	Personal Cost of Living Allowance	619508	836000	836000	950000	960000	960000
	106	Family Cost of Living Allowance	62453	90000	90000	100000	105000	105000
	110	Overtime Allowance	263998	250000	250000	320000	320000	320000
	111	Additional Allowance	312849	390000	390000	450000	460000	460000
	113	Transportation Allowance	77164	80000	80000	100000	110000	110000
	114	Transport Allowance	47987	70000	70000	90000	95000	95000
	116	Employees' Bonuses	1497444	1450000	1450000	1250000	1250000	1250000
	120	Contract Employees	49999	110000	110000	150000	160000	165000
		Total	10119416	9066000	9066000	10040000	10103000	10116000
2121		Social Security Contributions						
	301	Social Security	375065	891000	891000	772000	600000	600000
		Total	375065	891000	891000	772000	600000	600000
22		Use of Goods and Services						
2211		Use of Goods and Services						
	202	Telecommunications Services	108983	175000	175000	175000	180000	180000
	203	Water	9942	30000	30000	30000	33000	36000
	204	Electricity	251937	280000	280000	280000	280000	280000
	205	Fuels	169705	100000	100000	100000	100000	100000
		001 Heating	124758	50000	50000	50000	50000	50000
		002 Saloon vehicles	44947	50000	50000	50000	50000	50000
	206	Maintenance of Machines, furniture and accessories	42870	200000	200000	100000	100000	100000
	207	Maintenance of vehicles, equipment and accessories	20965	65000	65000	67000	70000	70000
	208	Repair and maintenance of buildings and accessories	52467	385000	385000	75000	77000	80000
	209	Office Supplies, publications and various stationery	34988	100000	100000	70000	80000	80000
	210	Substances and raw materials (medicines, clothes, food, films, etc..)	9478	70000	70000	45000	55000	55000
	211	Cleaning services and supplies including cleaning contracts	109868	150000	150000	150000	155000	160000
	212	Insurance	4282	29000	29000	30000	35000	40000
	213	Official Travel Missions	945943	1485000	1485000	500000	500000	500000
	214	Goods and services expenses	880453	851000	851000	1560000	1500000	1480000
		Total	2641881	3920000	3920000	3182000	3165000	3161000
27		Social Benefits						
2721		Social Assistances						
	319	Social Assistances	13500	18000	18000	18000	18000	18000
		Total	13500	18000	18000	18000	18000	18000
28		Other Expenditures						
2821		Other Current Expenditures						
	303	Scientific scholarships and training courses	7989	62000	62000	30000	50000	50000
	305	Non-Employees' Bonuses	797932	690000	690000	582000	600000	600000
		Total	805921	752000	752000	612000	650000	650000
31		Non-financial Assets						
3112		Devices, Machinery and Equipment						
	402	Devices, Machinery and Equipment	16989	300000	300000	150000	150000	160000
		Total	16989	300000	300000	150000	150000	160000
3113		Other Fixed Assets						
	401	Furniture	5856	170000	170000	0	0	0
		Total	5856	170000	170000	0	0	0
		Total of Activity	13978628	15117000	15117000	14774000	14686000	14705000
		Total of Program	13978628	15117000	15117000	14774000	14686000	14705000
		Total of Chapter	20965500	23447000	22887000	22724000	22392000	22456000