

## Chapter : 1101 Ministry of Justice

- Creation:** The Ministry of Justice was established on 11/04/1921 under the name of (Justice Advisor), and this name was changed to the Ministry of Justice on 01/03/1929. The Ministry was established to become the executive arm of the Jordanian Judicial services. Since then, it commenced its role in achieving the basic mission of the State represented in establishing equality and justice as well as protecting the rights and freedoms.
- Vision :** A distinctive and efficient institution that supports the independence of the judiciary and dominance of law, complements the national efforts and is enhanced by the community's confidence
- Mission:** Contributing to create a fair and transparent judicial environment, to form policies and modern legislative frameworks to efficiently develop the process of litigation and legal support, and to ensure protecting and maintaining the rights and freedoms of citizens, facilitating access to justice, strengthening the partnership with local and international agencies, through consolidating modern corporate structure, and providing qualified specialized cadres.
- Legal Framework :** Administrative Organization Bylaw for the Ministry of Justice No. (66) for the year 2004, and Regular Courts Formation Law for the year 2001

### Tasks of the Ministry / Department:

- Contribute to developing the National Integrity System through an independent and effective judiciary.
- Contribute to developing laws and legislations system in Justice institutions and ensure to access to justice and to contribute to achieving the community's trust in judge and improve legal culture .
- Enhance institutionalization and entrench the culture of excellence.
- Contribute to upgrading the efficiency and effectiveness of the Justice sector institutions.

### Ministry/Department Contribution to the Achievement of the National Objectives:

- Consolidate the State of law and institutions, achieve fairness and enhance the principles of equal opportunities, transparency and protection of rights and freedoms.

### Major Issues and Challenges which face the Ministry / Department:

- The increasing cases, huge size of disputes, increase in the judicial burden due to the complexity and overlapping of social and economic relations as well as population growth against the limited number of specialized judges
- Low infrastructure level in some courts
- Insufficient annual financial appropriations

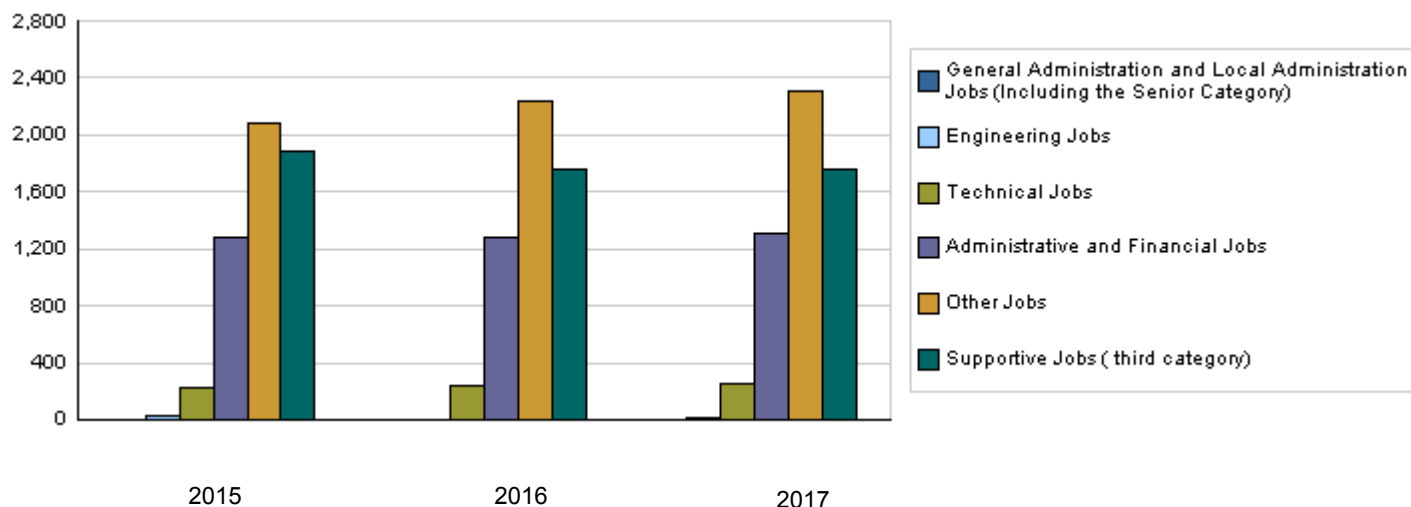
CHAPTER : 1101 Ministry of Justice

Strategic Objectives and Performance Indicators of the Ministry / Department

Strategic Objective	Performance Indicator	Base year	Value	Actual Value	Target Value	Preliminary Self Evaluation	Target Value		
				2015	2016	2016	2017	2018	2019
1 - To contribute to developing the National Integrity System through effective and independent judiciary	1 Jordan's rank in the judiciary independence indicator	2013	48/144	44/140	44/140	44/140	43/140	43/140	43/140
	2 Number of annual specialized training courses	2013	21	110	85	34	65	65	65
	3 Number of judges who were trained on child and women cases	2013	10	33	50	52	60	60	60
2 - To contribute to developing and updating the legislation and laws system in justice institutions, facilitate access to justice, contribute to enhancing the trust of the community in the judiciary and improve its legal culture	1 Number of developed and updated pieces of legislation and laws	2013	10	8	3	7	1	1	1
	2 Number of qualified persons benefiting from appointment service of the advocates by the ministry	2013	29	87	90	55	95	100	100
3 - To enhance institutionalization and consolidate the culture of excellence	1 Results and ranking of the Ministry of Justice in King Abdullah II Award for Excellence	2013	100/26.2	100/31.42	100/30	100/44.95	100/44.95	100/45	100/45
	2 Percentage of employees who were trained to the total employees	2013	%14	%69	%53	%70	%75	%80	%80
4 - To contribute to upgrading the efficiency and effectiveness of the justice sector institutions	1 Average litigation period of rights reconciliation lawsuits (day)	2013	196	219	190	175	166	160	155
	2 Average litigation period in rights first instance lawsuits (day)	2013	314	317	295	295	290	287	285

Number of Staff of the Ministry / Department

Group	Job	2015			2016			Preliminary 2017		
		Male	Female	Total	Male	Female	Total	Male	Female	Total
General Administration and Local Administration Jobs (Including the Senior Category)	Secretary General	1	0	1	1	0	1	1	0	1
	Director General	0	0	0	0	0	0	0	0	0
Engineering Jobs	Engineering jobs	13	14	27	7	0	7	9	2	11
Technical Jobs	Technical jobs	115	113	228	115	126	241	110	141	251
Administrative and Financial Jobs	Administrative and financial jobs	740	540	1280	750	531	1281	780	530	1310
Other Jobs	Department of Justice	820	215	1035	820	215	1035	886	220	1106
	Notary Public, Officer, Researcher, Head of secto	620	425	1045	789	420	1209	858	350	1208
Supportive Jobs ( third category)	Supportive jobs	1250	640	1890	1170	584	1754	1230	527	1757
Total		3559	1947	5506	3652	1876	5528	3874	1770	5644
Total Cost of Salaries		28015406	15085219	43100625	29331720	15110280	44442000	31817970	14295030	46113000



**Key Information of the Ministry / Department**

No.	Description	base year	Value	Primary 2016	Estimated 2017												
					Irbid	Mafraq	Jarsh	Ajloun	Amman	Balqa'	Zaraq'	Madaba	Karak	Ma'an	Tafila	Aqaba	Total
1	Number of courts	2013	80	81	14	4	2	2	25	5	5	2	7	7	4	5	82
2	Number of incoming cases	2013	486889	2180695	92271	105700	92840	33173	1120554	74613	242634	24148	67281	34632	23877	56741	1968464
3	Number of settled cases	2013	462518	424056	78080	24111	14574	9419	199101	12828	47223	11840	15499	7380	3748	7468	431271
4	Number of retained cases	2013	419295	80720	16586	681	1756	1775	44421	2306	3718	3706	2160	4033	552	1826	83520
5	Courts of justice	2009	5	9	1	1	0	1	1	1	1	1	1	1	0	0	9

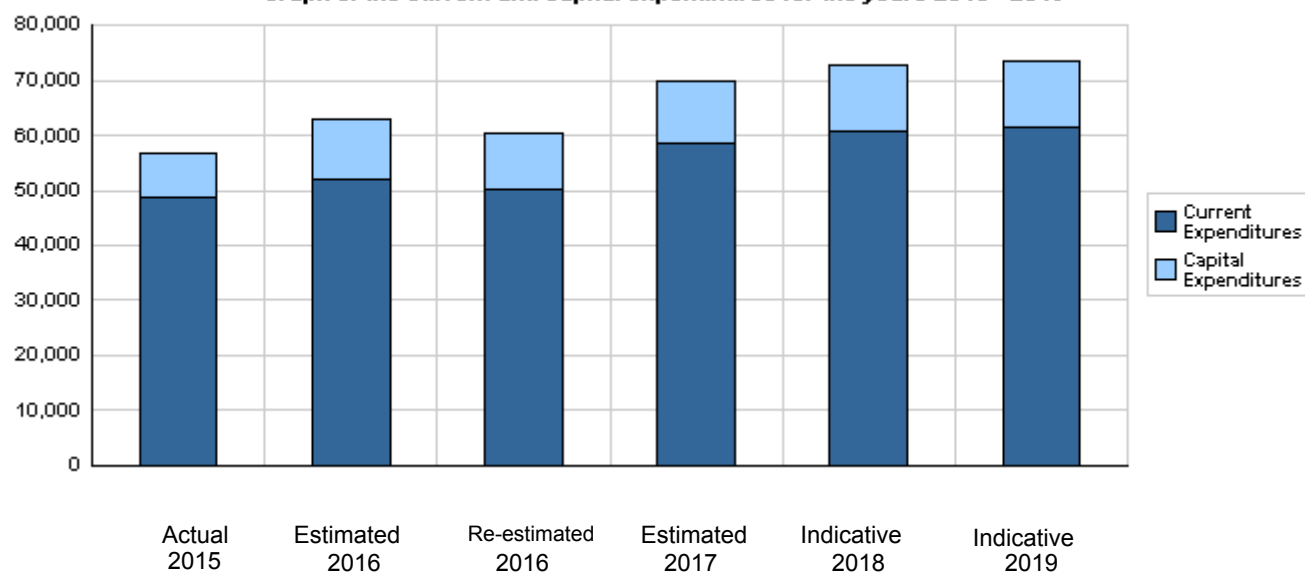
**Overall Summary of Expenditures for Chapter 1101- Ministry of Justice**  
for the Years 2015 - 2019

( In JDs )

Description		Actual 2015	Estimated 2016	Re-estimated 2016	Estimated 2017	Indicative	
						2018	2019
<b>Group</b>	<b>Current Expenditures</b>						
2111	Salaries, Wages and Allowances	41,113,761	43,529,000	42,432,000	43,933,000	45,094,000	46,082,000
2121	Social Security Contributions	1,986,864	2,090,000	2,010,000	2,180,000	2,242,000	2,291,000
2211	Use of Goods and Services	5,668,267	6,150,000	5,535,000	5,540,000	6,200,000	6,200,000
2511	Subsidies to Public Corporations	0	0	0	7,000,000	7,000,000	7,000,000
2821	Other Current Expenditures	55,927	60,000	60,000	48,000	60,000	60,000
<b>Total current expenditures</b>		<b>48,824,819</b>	<b>51,829,000</b>	<b>50,037,000</b>	<b>58,701,000</b>	<b>60,596,000</b>	<b>61,633,000</b>
<b>Capital Expenditures</b>							
2211	Use of Goods and Services	6,463,749	6,980,000	6,905,000	7,045,000	7,155,000	6,705,000
2822	Other Capital Expenditures	14,933	40,000	30,000	46,954	50,000	0
3111	Buildings and Constructions	1,015,000	3,215,000	2,800,000	3,150,000	3,910,000	4,770,000
3112	Devices, Machinery and Equipment	235,000	725,000	490,000	755,000	875,000	515,000
3113	Other Fixed Assets	0	50,000	50,000	0	0	0
<b>Total capital expenditures</b>		<b>7,728,682</b>	<b>11,010,000</b>	<b>10,275,000</b>	<b>10,996,954</b>	<b>11,990,000</b>	<b>11,990,000</b>
<b>Treasury</b>		<b>7,728,682</b>	<b>11,010,000</b>	<b>10,275,000</b>	<b>10,996,954</b>	<b>11,990,000</b>	<b>11,990,000</b>
<b>Total current and capital expenditures</b>		<b>56,553,501</b>	<b>62,839,000</b>	<b>60,312,000</b>	<b>69,697,954</b>	<b>72,586,000</b>	<b>73,623,000</b>

( Thousands of JDs )

**Graph of the current and capital expenditures for the years 2015 - 2019**

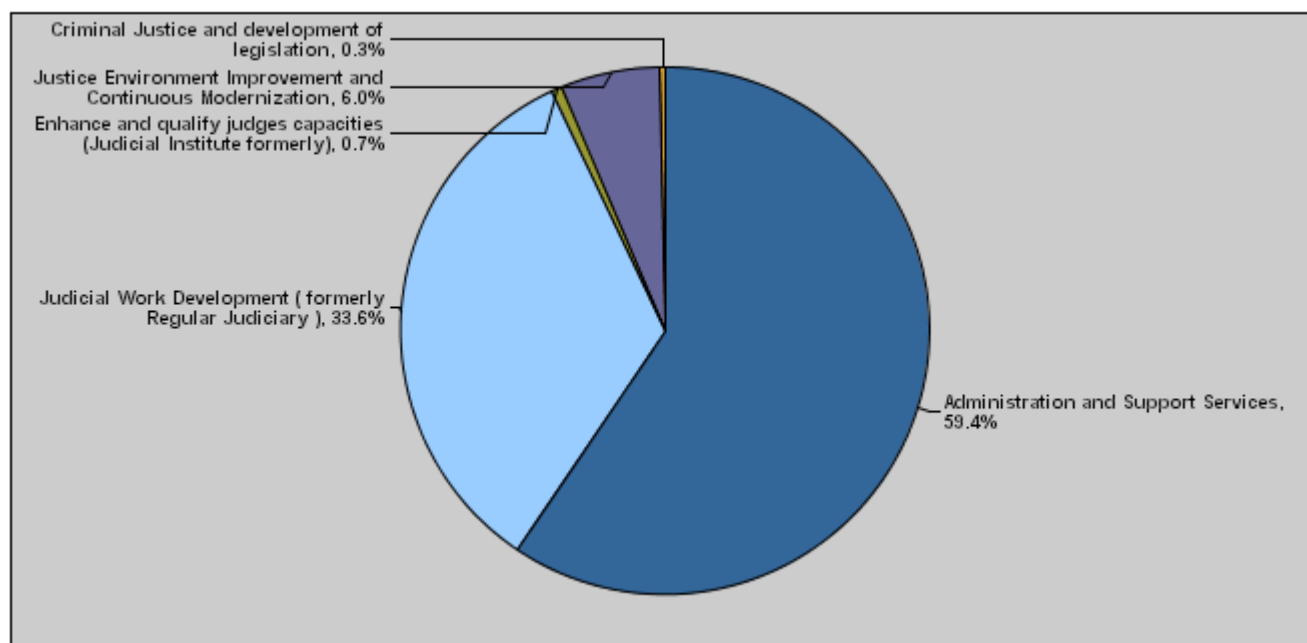


Budget of Chapter 1101 - Ministry of Justice  
For the Year 2017 Distributed According to Program

( In JDs )

Prog.	Description	Current Expenditures	Capital Expenditures	Total Expenditures
1801	Administration and Support Services	35,296,000	6,105,000	41,401,000
1805	Judicial Work Development ( formerly Regular Judiciary )	22,971,500	460,000	23,431,500
1810	Enhance and qualify judges capacities (Judicial Institute formerly)	433,500	20,000	453,500
1815	Justice Environment Improvement and Continuous Modernization	0	4,190,000	4,190,000
1820	Criminal Justice and development of legislation	0	221,954	221,954
Total		58,701,000	10,996,954	69,697,954

**Total Expenditures for the Year 2017 Distributed According to Programs**



Estimated Allocations for Females distributed according to Programs for the Years 2015 - 2019

Program	2015	2016	2017	2018	2019
1801 Administration and Support Services	14333440	14982000	19257000	19790000	20187000
1805 Judicial Work Development ( formerly Regular Judiciary )	9877020	10315000	10782000	11264000	11679000
1810 Enhance and qualify judges capacities (Judicial Institute formerly)	169400	221000	224000	232000	211000
1815 Justice Environment Improvement and Continuous Modernization	476100	1559000	1960000	2355000	2525000
1820 Criminal Justice and development of legislation	41771	63000	108100	120900	0
Total	24897731	27140000	32331100	33761900	34602000

Estimated Allocations For Child distributed according to Programs for the Years 2015 - 2019

Program	2015	2016	2017	2018	2019
1820 Criminal Justice and development of legislation	4933	20000	20000	20000	0
Total	4933	20000	20000	20000	0

Budget Chapter 1101 - Ministry of Justice Distributed According to the Program

1801	Administration and Support Services Program
------	---

**Objective of the program :**

This program aims to raise the institutional capacity of employees through training, improve provided services, institutionalize work mechanisms, raise the awareness of the service recipients and spread the legal culture.

**The strategic objective related to the program :**

Enhance institutionalization and consolidate the culture of excellence.

**Directorates associated with the program :**

- 1- Financial Affairs Directorate
- 2- Administrative Affairs Directorate
- 3- Information Systems Management Directorate
- 4- Communications Directorate
- 5- Buildings and Projects Directorate.
- 6- Internal Control Unit
- 7- Human Resources Directorate
- 8- Human Rights and Women Affairs Directorate

**Services provided by the program :**

- 1- Build and raise the employees capacities through training.
- 2- Improve the provided services and simplify procedures to obtain the satisfaction of service recipients through computerizing services and re-engineering work procedures of the sections.
- 3- Upgrade the institutional performance of the Ministry and courts through work development and institutionalization.
- 4- Aware service recipients and spread the legal culture through different publications and media means.

**Staff working in the program :**

The program is implemented through a functional staff in 2016 estimated with ( 4481 ) staff, including ( 2826 ) males and ( 1655 ) females .

**Performance Measurement Indicators for Program**

Performance Measurement Indicator	Base Year	Value	Actual value	Target Value	Preliminary Self Evaluation	Target Value		
			2015	2016		2016	2017	2018
1 Number of legal consultations provided by the Ministry to government institutions and departments	2013	450	398	400	411	450	500	550
2 Number of training courses to the Ministry of Justice employees	2013	70	232	200	197	200	200	200
3 Number of employees who participated in training courses	2013	444	2717	2300	2301	2300	2300	2500

**Appropriations Of Administration and Support Services Program as Per Activities and Projects. ( In JDs )**

Activities and Projects	Actual	Estimated	Re-estimated	Estimated	Indicative	
	2015	2016	2016	2017	2018	2019
<b>Current Expenditures</b>	26,661,757	28,497,000	27,293,000	35,296,000	36,435,000	36,845,000
601 Administrative and Support Services	26,661,757	28,497,000	27,293,000	28,296,000	29,435,000	29,845,000
602 Social Solidarity Fund for judges and Ministry of Justice staff	0	0	0	7,000,000	7,000,000	7,000,000
<b>Capital Expenditures</b>	5,914,633	6,000,000	6,000,000	6,105,000	6,105,000	6,105,000
001 Capacities Building Project	5,914,633	6,000,000	6,000,000	6,105,000	6,105,000	6,105,000
Program / Treasury	5,914,633	6,000,000	6,000,000	6,105,000	6,105,000	6,105,000
<b>Total Program</b>	<b>32,576,390</b>	<b>34,497,000</b>	<b>33,293,000</b>	<b>41,401,000</b>	<b>42,540,000</b>	<b>42,950,000</b>

Budget Chapter 1101 - Ministry of Justice Distributed According to the Program

1805	Judicial Work Development ( formerly Regular Judiciary ) Program
------	--

Objective of the program :

This program aims to supply the judicial services with sufficient number of specialized judges, provide duration of litigation and provide the required data through the technical office.

The strategic objective related to the program :

Contribute to developing the National Integrity System through an effective and independent judiciary.

Directorates associated with the program :

- 1- Judicial Council
- 2- Technical Office.
- 3- Public Prosecution
- 4- Civil Attorney General
- 5- Judicial Inspection Directorate

Services provided by the program :

- 1- Supply the judiciary with a sufficient number of qualified and trained judges.
- 2- Improve decisions quality.
- 3- Reduce litigation duration.

Staff working in the program :

The program is implemented through a functional staff in 2016 estimated with ( 1035 ) staff, including ( 820 ) males and ( 215 ) females .

Performance Measurement Indicators for Program

Performance Measurement Indicator		Base Year	Value	Actual value	Target Value	Preliminary Self Evaluation	Target Value		
				2015	2016		2016	2017	2018
1	Number of appointments according to the new procedures and standards	2013	163	20	30	20	30	70	20
2	Number of judges transferred or seconded to new specializations	2013	281	238	250	245	260	265	270

Appropriations Of Judicial Work Development ( formerly Regular Judiciary ) Program as Per Activities and Projects. ( In JDs )

Activities and Projects		Actual	Estimated	Re-estimated	Estimated	Indicative	
		2015	2016	2016	2017	2018	2019
Current Expenditures		21,841,617	22,902,000	22,323,000	22,971,500	23,700,500	24,326,500
601	Regular Litigation	21,841,617	22,902,000	22,323,000	22,971,500	23,700,500	24,326,500
Capital Expenditures		606,154	700,000	600,000	460,000	510,000	510,000
001	Judicial Work Development Program Administration Project	449,154	485,000	450,000	460,000	510,000	510,000
008	Establishing the house of justice building in Madaba	0	5,000	0	0	0	0
009	Establishing the house of justice building in Zarqa	57,000	5,000	0	0	0	0
010	Establishing the house of justice building in Russaifa	100,000	200,000	150,000	0	0	0
011	Establishing the house of justice building in Ajloun	0	5,000	0	0	0	0
Program / Treasury		606,154	700,000	600,000	460,000	510,000	510,000
Total Program		22,447,771	23,602,000	22,923,000	23,431,500	24,210,500	24,836,500

Budget Chapter 1101 - Ministry of Justice Distributed According to the Program

1810	Enhance and qualify judges capacities (Judicial Institute formerly) Program
------	---

**Objective of the program :**

This program aims to contribute to setting up strategies and plans aiming at promoting the level of judicial body and it aims to exchange technical and academic cooperation and experiences between the Institute and the various judicial and legal commissions, institutions and institutes.

**The strategic objective related to the program :**

Contribute to developing the National Integrity System through an effective and independent judiciary.

**Directorates associated with the program :**

The Jordanian Judicial Institute

**Services provided by the program :**

- 1- Contribute to setting up strategies and plans aiming at promoting the level of the Jordanian Judicial body.
- 2- Qualify and upgrade the efficiency of judges and their assistants through ongoing specialized internal and external training and develop their scientific research talent.
- 3- Exchange international technical and academic cooperation and experiences between the Judicial Institute and the Arab and international judicial and rights organizations, commissions and institutes.
- 4- Select the outstanding students from the general secondary students and law colleges graduates from both genders as per transparent and declared principles and standards and prepare them to become judges with the highest degrees of professional and legal competence.

**Staff working in the program :**

The program is implemented through a functional staff in 2016 estimated with ( 12 ) staff, including ( 6 ) males and ( 6 ) females .

**Performance Measurement Indicators for Program**

Performance Measurement Indicator	Base Year	Value	Actual value	Target Value	Preliminary Self Evaluation	Target Value		
			2015	2016	2016	2017	2018	2019
1 Number of judges who received specialized training annually	2013	100	595	600	455	530	530	680
2 Percentage of judges who received training of not less than 12 training hours with the exception of higher degree judges	2013	%13	%71	%69	%50	%69	%69	%73
3 Number of specialized training courses held annually by the Judicial Institute	2013	6	110	87	60	65	65	75

**Appropriations Of Enhance and qualify judges capacities (Judicial Institute formerly) Program as Per Activities and Projects. ( In JDs )**

Activities and Projects	Actual	Estimated	Re-estimated	Estimated	Indicative	
	2015	2016	2016	2017	2018	2019
<b>Current Expenditures</b>	<b>321,445</b>	<b>430,000</b>	<b>421,000</b>	<b>433,500</b>	<b>460,500</b>	<b>461,500</b>
601 Judges Training	321,445	430,000	421,000	433,500	460,500	461,500
<b>Capital Expenditures</b>	<b>54,999</b>	<b>105,000</b>	<b>70,000</b>	<b>20,000</b>	<b>50,000</b>	<b>0</b>
001 Judges Capacities Enhancement and Qualification Program Administration Project	54,999	100,000	70,000	0	0	0
003 Judges of the Future	0	5,000	0	0	0	0
004 E-learning and remote learning	0	0	0	20,000	50,000	0
<b>Program / Treasury</b>	<b>54,999</b>	<b>105,000</b>	<b>70,000</b>	<b>20,000</b>	<b>50,000</b>	<b>0</b>
<b>Total Program</b>	<b>376,444</b>	<b>535,000</b>	<b>491,000</b>	<b>453,500</b>	<b>510,500</b>	<b>461,500</b>



Budget Chapter 1101 - Ministry of Justice Distributed According to the Program

1815	Justice Environment Improvement and Continuous Modernization Program
<b>Objective of the program :</b>	
This program aims to improve the infrastructure of courts through preparing model courts, facilitate provided services and simplify procedures to obtain the satisfaction of service recipients through service computerization.	
<b>The strategic objective related to the program :</b>	
Contribute to upgrading the efficiency and effectiveness of the justice sector institutions.	
<b>Directorates associated with the program :</b>	
1- Buildings and Projects Directorate 2- Information Systems Management Directorate 3- Policies and Institutional Development Unit 4- Administrative Affairs Directorate 5- Courts and Affiliated Departments	
<b>Services provided by the program :</b>	
1- Improve the provided services and simplify procedures to obtain the satisfaction of service recipients through services computerization. 2- Facilitate referring to transactions by archiving them. 3- Provide infrastructure for courts through establishing modern justice houses equipped with all modern techniques and services.	
<b>Staff working in the program :</b>	
The program is implemented through the Ministry's staff.	

**Performance Measurement Indicators for Program**

Performance Measurement Indicator	Base Year	Value	Actual value	Target Value	Preliminary Self Evaluation	Target Value		
			2015	2016	2016	2017	2018	2019
1 Number of courts which apply judicial papers notification electronically	2013	2	8	8	8	17	17	59
2 Number of reconciliation courts where execution departments were computerized	2013	2	30	48	31	48	48	48

**Appropriations Of Justice Environment Improvement and Continuous Modernization Program as Per Activities and Projects. ( In JDs )**

Activities and Projects	Actual	Estimated	Re-estimated	Estimated	Indicative	
	2015	2016	2016	2017	2018	2019
Current Expenditures	0	0	0	0	0	0
Capital Expenditures	1,057,963	4,055,000	3,465,000	4,190,000	5,065,000	5,375,000
001 Justice Environment Improvement and Continuous Modernization Program Administration Project	199,963	305,000	300,000	330,000	355,000	355,000
007 Establishing and equipping the house of justice in Maan	100,000	1,450,000	1,100,000	1,550,000	1,950,000	2,325,000
009 Establishing and equipping Jordan Judicial Institute building	700,000	1,450,000	1,450,000	1,550,000	1,910,000	2,395,000
012 Establishing and equipping Amman Appeal Court building	58,000	0	0	0	0	0
013 Upgrading the electronic readiness and developing infrastructure of computerization projects	0	350,000	165,000	200,000	200,000	0
014 Issuance of New Version of Mizan System Project	0	150,000	100,000	130,000	150,000	0
015 Electronic archiving Project	0	250,000	250,000	200,000	200,000	0
016 Establishing the house of justice building in Aqaba	0	100,000	100,000	50,000	50,000	50,000
017 Solar Energy Use Project	0	0	0	180,000	250,000	250,000
<b>Program / Treasury</b>	<b>1,057,963</b>	<b>4,055,000</b>	<b>3,465,000</b>	<b>4,190,000</b>	<b>5,065,000</b>	<b>5,375,000</b>
<b>Total Program</b>	<b>1,057,963</b>	<b>4,055,000</b>	<b>3,465,000</b>	<b>4,190,000</b>	<b>5,065,000</b>	<b>5,375,000</b>

Budget Chapter 1101 - Ministry of Justice Distributed According to the Program

1820	Criminal Justice and development of legislation Program
------	---

**Objective of the program :**

This program aims to develop legislation and the criminal justice bylaw to provide guarantees for fair trial and human rights and keep up with the local, regional and international developments and changes.

**The strategic objective related to the program :**

Contribute to developing and updating the legislation and laws system in justice institutions, facilitate access to justice, contribute to enhancing the trust of society in the judiciary and improve its legal culture.

**Directorates associated with the program :**

- 1- Legal Affairs Directorate
- 2- International Cooperation Directorate.
- 3- Human Rights and Family Affairs Directorate
- 4- Reform and Re-habilitation Centers Unit

**Services provided by the program :**

- 1- Increase the number of beneficiaries from legal assistance services.
- 2- Develop and update legislation.

**Staff working in the program :**

The program is implemented through the Ministry's staff.

**Performance Measurement Indicators for Program**

Performance Measurement Indicator	Base Year	Value	Actual value	Target Value	Preliminary Self Evaluation	Target Value		
			2015	2016		2016	2017	2018
1 Percentage of reduction of the usage of detention before trial	2013	%2	%5	%7	%7	%10	%11	%11
2 Percentage of increase in the number of qualified persons benefiting from legal assistance services support	2013	%2	%5	%10	%10	%15	%16	%16

**Appropriations Of Criminal Justice and development of legislation Program as Per Activities and Projects. ( In JDs )**

Activities and Projects	Actual 2015	Estimated 2016	Re-estimated 2016	Estimated 2017	Indicative	
					2018	2019
Current Expenditures	0	0	0	0	0	0
Capital Expenditures	94,933	150,000	140,000	221,954	260,000	0
001 Legal Assistance	80,000	100,000	100,000	150,000	175,000	0
002 Reform justice for juveniles	4,933	15,000	10,000	10,000	10,000	0
003 Alternative punishments	10,000	15,000	10,000	10,000	10,000	0
004 Developing and updating legislation	0	10,000	10,000	10,000	10,000	0
005 Equipping the infrastructures of juveniles' courts	0	10,000	10,000	10,000	10,000	0
006 Empowering women to ensure equal opportunity and justice	0	0	0	10,000	10,000	0
007 Enhancing right of persons with disabilities in legal remedy	0	0	0	6,954	10,000	0
008 Disseminating the legal awareness	0	0	0	15,000	25,000	0
Program / Treasury	94,933	150,000	140,000	221,954	260,000	0
<b>Total Program</b>	<b>94,933</b>	<b>150,000</b>	<b>140,000</b>	<b>221,954</b>	<b>260,000</b>	<b>0</b>

## Capital Expenditures Distributed According to Governorates

Chapter : 1101 Ministry of Justice

( In JDs )

Governorate		Actual 2015	Estimated 2016	Re-estimated 2016	Estimated 2017	Indicative 2018	Indicative 2019
11	National level	2421614	1220000	940000	1091954	1230000	370000
21	Irbid Governorate	797068	894000	894000	944000	894000	894000
22	Mafraq Governorate	401000	270000	270000	245000	310000	270000
23	Jerash Governorate	130000	215000	215000	245000	215000	215000
24	Ajloun Governorate	225000	315000	310000	310000	360000	310000
31	The Capital Governorate	1883000	2950000	2915000	3125000	3490000	4225000
32	Balqa' Governorate	180000	336000	336000	336000	386000	336000
33	Zarqa Governorate	627000	980000	920000	825000	755000	755000
34	Ma'daba Governorate	300000	485000	480000	480000	530000	480000
41	Karak Governorate	155000	780000	780000	780000	815000	765000
42	Ma'an Governorate	275000	1930000	1580000	2030000	2430000	2805000
43	Tafilah Governorate	174000	240000	240000	240000	240000	230000
44	Aqaba Governorate	160000	395000	395000	345000	335000	335000
<b>Total</b>		<b>7728682</b>	<b>11010000</b>	<b>10275000</b>	<b>10996954</b>	<b>11990000</b>	<b>11990000</b>

**Chapter : 1101 Ministry of Justice**

( In JDs )

**Current Activities Appropriations According to Program**

Prog.	Activites		Actual	Estimated	Re-estimated	Estimated	Indicative	Indicative
			2015	2016	2016	2017	2018	2019
1805	601	Regular Litigation	21841617	22902000	22323000	22971500	23700500	24326500
	Total of Program		21841617	22902000	22323000	22971500	23700500	24326500
1810	601	Judges Training	321445	430000	421000	433500	460500	461500
	Total of Program		321445	430000	421000	433500	460500	461500
1801	601	Administrative and Support Services	26661757	28497000	27293000	28296000	29435000	29845000
	602	Social Solidarity Fund for judges and Ministry of Justice staff	0	0	0	7000000	7000000	7000000
	Total of Program		26661757	28497000	27293000	35296000	36435000	36845000
Total			48824819	51829000	50037000	58701000	60596000	61633000

**Capital Projects Appropriations According to Program**

Prog.	Projects		Actual	Estimated	Re-estimated	Estimated	Indicative	Indicative
			2015	2016	2016	2017	2018	2019
1805	001	Judicial Work Development Program Administration Project	449154	485000	450000	460000	510000	510000
	008	Establishing the house of justice building in Madaba	0	5000	0	0	0	0
	009	Establishing the house of justice building in Zarqa	57000	5000	0	0	0	0
	010	Establishing the house of justice building in Russaifa	100000	200000	150000	0	0	0
	011	Establishing the house of justice building in Ajloun	0	5000	0	0	0	0
	Total of Program		606154	700000	600000	460000	510000	510000
1810	001	Judges Capacities Enhancement and Qualification Program Administration Project	54999	100000	70000	0	0	0
	003	Judges of the Future	0	5000	0	0	0	0
	004	E-learning and remote learning	0	0	0	20000	50000	0
	Total of Program		54999	105000	70000	20000	50000	0
1820	001	Legal Assistance	80000	100000	100000	150000	175000	0
	002	Reform justice for juveniles	4933	15000	10000	10000	10000	0
	003	Alternative punishments	10000	15000	10000	10000	10000	0
	004	Developing and updating legislation	0	10000	10000	10000	10000	0
	005	Equipping the infrastructures of juveniles' courts	0	10000	10000	10000	10000	0
	006	Empowering women to ensure equal opportunity and justice	0	0	0	10000	10000	0
	007	Enhancing right of persons with disabilities in legal remedy	0	0	0	6954	10000	0
	008	Disseminating the legal awareness	0	0	0	15000	25000	0
	Total of Program		94933	150000	140000	221954	260000	0
1801	001	Capacities Building Project	5914633	6000000	6000000	6105000	6105000	6105000
	Total of Program		5914633	6000000	6000000	6105000	6105000	6105000
1815	001	Justice Environment Improvement and Continuous Modernization Program Administration Project	199963	305000	300000	330000	355000	355000
	007	Establishing and equipping the house of justice in Maan	100000	1450000	1100000	1550000	1950000	2325000
	009	Establishing and equipping Jordan Judicial Institute building	700000	1450000	1450000	1550000	1910000	2395000
	012	Establishing and equipping Amman Appeal Court building	58000	0	0	0	0	0
	013	Upgrading the electronic readiness and developing infrastructure of computerization projects	0	350000	165000	200000	200000	0
	014	Issuance of New Version of Mizan System Project	0	150000	100000	130000	150000	0
	015	Electronic archiving Project	0	250000	250000	200000	200000	0
	016	Establishing the house of justice building in Aqaba	0	100000	100000	50000	50000	50000
	017	Solar Energy Use Project	0	0	0	180000	250000	250000
	Total of Program		1057963	4055000	3465000	4190000	5065000	5375000
Total			7728682	11010000	10275000	10996954	11990000	11990000

# Overall Summary of Current Expenditures for the Years 2015 - 2019

Chapter: 1101 Ministry of Justice

( In JDs )

Group	Item	Description	Actual 2015	Estimated 2016	Re-estimated 2016	Estimated 2017	Indicative 2018	Indicative 2019
21		Compensations of Employees						
2111		Salaries, Wages and Allowances						
	101	Classified Employees	9598464	10041000	9793000	10009000	10260000	10591000
	102	Unclassified Employees	7942326	8126000	7912000	8026000	8091000	8127000
	103	Comprehensive Contract Employees	34390	65000	63000	66000	68000	69000
	105	Personal Cost of Living Allowance	8844278	9369000	9126000	9421000	9865000	10072000
	106	Family Cost of Living Allowance	604636	692000	675000	703000	722000	738000
	110	Overtime Allowance	99785	110000	110000	110000	110000	110000
	111	Additional Allowance	2366989	2610000	2545000	2651000	2723000	2782000
	112	Other Allowances	9539773	9690000	9448000	9845000	10045000	10266000
	113	Transportation Allowance	992544	1287000	1256000	1307000	1343000	1372000
	114	Transport Allowance	786413	849000	828000	863000	886000	905000
	115	Field Visit Allowance	89822	120000	117000	122000	125000	128000
	116	Employees' Bonuses	100000	120000	120000	120000	120000	120000
	120	Contract Employees	114341	450000	439000	690000	736000	802000
<b>Total</b>			<b>41113761</b>	<b>43529000</b>	<b>42432000</b>	<b>43933000</b>	<b>45094000</b>	<b>46082000</b>
2121		Social Security Contributions						
	301	Social Security	1986864	2090000	2010000	2180000	2242000	2291000
<b>Total</b>			<b>1986864</b>	<b>2090000</b>	<b>2010000</b>	<b>2180000</b>	<b>2242000</b>	<b>2291000</b>
22		Use of Goods and Services						
2211		Use of Goods and Services						
	201	Rents	740338	1000000	1000000	1000000	1000000	1000000
	202	Telecommunications Services	329988	358000	322000	300000	336000	336000
	203	Water	106429	95000	86000	80000	86000	86000
	204	Electricity	1708999	1750000	1350000	1500000	1927000	1927000
	205	Fuels	278094	300000	250000	400000	400000	400000
	206	Maintenance of Machines, furniture and accessories	209994	220000	198000	190000	220000	220000
	207	Maintenance of vehicles, equipment and accessories	43274	67000	60000	57000	62000	62000
	208	Repair and maintenance of buildings and accessories	13998	20000	18000	20000	20000	20000
	209	Office Supplies, publications and various stationery	409191	425000	418000	338000	400000	400000
	210	Substances and raw materials (medicines, clothes, food, films, etc..)	31865	35000	32000	24000	35000	35000
	211	Cleaning services and supplies including cleaning contracts	1039999	1051000	1051000	1001000	1001000	1001000
	212	Insurance	41691	56000	51000	40000	40000	40000
	213	Official Travel Missions	38408	65000	59000	20000	27000	27000
	214	Goods and services expenses	675999	708000	640000	570000	646000	646000
<b>Total</b>			<b>5668267</b>	<b>6150000</b>	<b>5535000</b>	<b>5540000</b>	<b>6200000</b>	<b>6200000</b>
25		Subsidies						
2511		Subsidies to Public Corporations						
	304	Subsidies to non-financial public corporations	0	0	0	7000000	7000000	7000000
<b>Total</b>			<b>0</b>	<b>0</b>	<b>0</b>	<b>7000000</b>	<b>7000000</b>	<b>7000000</b>
28		Other Expenditures						
2821		Other Current Expenditures						
	302	Contributions	11248	13000	13000	13000	13000	13000
	303	Scientific scholarships and training courses	5680	8000	8000	6000	8000	8000
	305	Non-Employees' Bonuses	38999	39000	39000	29000	39000	39000
<b>Total</b>			<b>55927</b>	<b>60000</b>	<b>60000</b>	<b>48000</b>	<b>60000</b>	<b>60000</b>
<b>Total of Chapter</b>			<b>48824819</b>	<b>51829000</b>	<b>50037000</b>	<b>58701000</b>	<b>60596000</b>	<b>61633000</b>

**Current Expenditures According to Program and Activities for the Years 2015 - 2019**

Chapter : 1101 - Ministry of Justice

(In JDs)

Program : 1801 - Administration and Support Services								
Activity : 601 - Administrative and Support Services								
Group	Item	Description	Actual 2015	Estimated 2016	Re-estimated 2016	Estimated 2017	Indicative 2018	Indicative 2019
21		<b>Compensations of Employees</b>						
2111		<b>Salaries, Wages and Allowances</b>						
	101	Classified Employees	391872	400000	390000	406000	417000	427000
	102	Unclassified Employees	7916897	8100000	7887000	8000000	8064000	8100000
	103	Comprehensive Contract Employees	34390	65000	63000	66000	68000	69000
	105	Personal Cost of Living Allowance	6538989	6800000	6630000	6908000	7095000	7242000
	106	Family Cost of Living Allowance	437069	500000	488000	508000	522000	533000
	110	Overtime Allowance	97931	105000	105000	105000	105000	105000
	111	Additional Allowance	2357527	2600000	2535000	2641000	2713000	2772000
	113	Transportation Allowance	375999	500000	488000	508000	522000	533000
	114	Transport Allowance	759550	800000	780000	813000	835000	853000
	115	Field Visit Allowance	89822	120000	117000	122000	125000	128000
	116	Employees' Bonuses	47000	57000	57000	57000	57000	57000
	120	Contract Employees	114341	450000	439000	690000	736000	802000
		<b>Total</b>	<b>19161387</b>	<b>20497000</b>	<b>19979000</b>	<b>20824000</b>	<b>21259000</b>	<b>21621000</b>
2121		<b>Social Security Contributions</b>						
	301	Social Security	1981339	2079000	2000000	2170000	2232000	2280000
		<b>Total</b>	<b>1981339</b>	<b>2079000</b>	<b>2000000</b>	<b>2170000</b>	<b>2232000</b>	<b>2280000</b>
22		<b>Use of Goods and Services</b>						
2211		<b>Use of Goods and Services</b>						
	201	Rents	679338	900000	900000	900000	900000	900000
	202	Telecommunications Services	322999	350000	315000	290000	325000	325000
	203	Water	104246	90000	81000	75000	80000	80000
	204	Electricity	1684999	1725000	1325000	1460500	1880500	1880500
	205	Fuels	270415	287000	238000	387000	386000	386000
		001 Heating	131763	50000	45000	70000	70000	70000
		002 Saloon vehicles	138652	237000	193000	317000	316000	316000
	206	Maintenance of Machines, furniture and accessories	202994	210000	189000	180000	209000	209000
	207	Maintenance of vehicles, equipment and accessories	42675	60000	54000	50000	55000	55000
	208	Repair and maintenance of buildings and accessories	7999	10000	9000	10000	10000	10000
	209	Office Supplies, publications and various stationery	399191	410000	404000	323000	384000	384000
	210	Substances and raw materials (medicines, clothes, food, films, etc..)	19869	20000	18000	9000	19000	19000
	211	Cleaning services and supplies including cleaning contracts	1039999	1050000	1050000	1000000	1000000	1000000
	212	Insurance	41691	55000	50000	39000	39000	39000
	213	Official Travel Missions	26690	46000	41000	10500	12500	12500
	214	Goods and services expenses	654999	683000	615000	545000	619000	619000
		<b>Total</b>	<b>5498104</b>	<b>5896000</b>	<b>5289000</b>	<b>5279000</b>	<b>5919000</b>	<b>5919000</b>
28		<b>Other Expenditures</b>						
2821		<b>Other Current Expenditures</b>						
	302	Contributions	11248	13000	13000	13000	13000	13000
	303	Scientific scholarships and training courses	5680	8000	8000	6000	8000	8000
	305	Non-Employees' Bonuses	3999	4000	4000	4000	4000	4000
		<b>Total</b>	<b>20927</b>	<b>25000</b>	<b>25000</b>	<b>23000</b>	<b>25000</b>	<b>25000</b>
		<b>Total of Activity</b>	<b>26661757</b>	<b>28497000</b>	<b>27293000</b>	<b>28296000</b>	<b>29435000</b>	<b>29845000</b>
Activity : 602 - Social Solidarity Fund for judges and Ministry of Justice staff								
Group	Item	Description	Actual 2015	Estimated 2016	Re-estimated 2016	Estimated 2017	Indicative 2018	Indicative 2019
25		<b>Subsidies</b>						
2511		<b>Subsidies to Public Corporations</b>						
	304	Subsidies to non-financial public corporations	0	0	0	7000000	7000000	7000000
		097 Judges Account in the Fund	0	0	0	3850000	3850000	3850000
		098 Account of Ministry of Justice employees in the Fund	0	0	0	3150000	3150000	3150000
		<b>Total</b>	<b>0</b>	<b>0</b>	<b>0</b>	<b>7000000</b>	<b>7000000</b>	<b>7000000</b>
		<b>Total of Activity</b>	<b>0</b>	<b>0</b>	<b>0</b>	<b>7000000</b>	<b>7000000</b>	<b>7000000</b>
		<b>Total of Program</b>	<b>26661757</b>	<b>28497000</b>	<b>27293000</b>	<b>35296000</b>	<b>36435000</b>	<b>36845000</b>

Program : 1805 - Judicial Services Improvement ( formerly Regular Judiciary )								
Activity : 601 - Regular Litigation								
Group	Item	Description	Actual 2015	Estimated 2016	Re-estimated 2016	Estimated 2017	Indicative 2018	Indicative 2019
21		Compensations of Employees						
2111		Salaries, Wages and Allowances						
	101	Classified Employees	9203240	9638000	9400000	9600000	9840000	10161000
	105	Personal Cost of Living Allowance	2286321	2550000	2477000	2494000	2750000	2810000
	106	Family Cost of Living Allowance	166027	190000	185000	193000	198000	203000
	112	Other Allowances	9539773	9690000	9448000	9845000	10045000	10266000
	113	Transportation Allowance	613515	779000	760000	791000	813000	831000
	114	Transport Allowance	21023	40000	39000	41000	42000	43000
<b>Total</b>			<b>21829899</b>	<b>22887000</b>	<b>22309000</b>	<b>22964000</b>	<b>23688000</b>	<b>24314000</b>
22		Use of Goods and Services						
2211		Use of Goods and Services						
	213	Official Travel Missions	11718	15000	14000	7500	12500	12500
<b>Total</b>			<b>11718</b>	<b>15000</b>	<b>14000</b>	<b>7500</b>	<b>12500</b>	<b>12500</b>
<b>Total of Activity</b>			<b>21841617</b>	<b>22902000</b>	<b>22323000</b>	<b>22971500</b>	<b>23700500</b>	<b>24326500</b>
<b>Total of Program</b>			<b>21841617</b>	<b>22902000</b>	<b>22323000</b>	<b>22971500</b>	<b>23700500</b>	<b>24326500</b>
Program : 1810 - Enhance and qualify judges capacities (Judicial Institute formerly)								
Activity : 601 - Judges Training								
Group	Item	Description	Actual 2015	Estimated 2016	Re-estimated 2016	Estimated 2017	Indicative 2018	Indicative 2019
21		Compensations of Employees						
2111		Salaries, Wages and Allowances						
	101	Classified Employees	3352	3000	3000	3000	3000	3000
	102	Unclassified Employees	25429	26000	25000	26000	27000	27000
	105	Personal Cost of Living Allowance	18968	19000	19000	19000	20000	20000
	106	Family Cost of Living Allowance	1540	2000	2000	2000	2000	2000
	110	Overtime Allowance	1854	5000	5000	5000	5000	5000
	111	Additional Allowance	9462	10000	10000	10000	10000	10000
	113	Transportation Allowance	3030	8000	8000	8000	8000	8000
	114	Transport Allowance	5840	9000	9000	9000	9000	9000
	116	Employees' Bonuses	53000	63000	63000	63000	63000	63000
<b>Total</b>			<b>122475</b>	<b>145000</b>	<b>144000</b>	<b>145000</b>	<b>147000</b>	<b>147000</b>
2121		Social Security Contributions						
	301	Social Security	5525	11000	10000	10000	10000	11000
<b>Total</b>			<b>5525</b>	<b>11000</b>	<b>10000</b>	<b>10000</b>	<b>10000</b>	<b>11000</b>
22		Use of Goods and Services						
2211		Use of Goods and Services						
	201	Rents	61000	100000	100000	100000	100000	100000
	202	Telecommunications Services	6989	8000	7000	10000	11000	11000
	203	Water	2183	5000	5000	5000	6000	6000
	204	Electricity	24000	25000	25000	39500	46500	46500
	205	Fuels	7679	13000	12000	13000	14000	14000
		001 Heating	1787	3000	3000	3000	3000	3000
		002 Saloon vehicles	5892	10000	9000	10000	11000	11000
	206	Maintenance of Machines, furniture and accessories	7000	10000	9000	10000	11000	11000
	207	Maintenance of vehicles, equipment and accessories	599	7000	6000	7000	7000	7000
	208	Repair and maintenance of buildings and accessories	5999	10000	9000	10000	10000	10000
	209	Office Supplies, publications and various stationery	10000	15000	14000	15000	16000	16000
	210	Substances and raw materials (medicines, clothes, food, films, etc..)	11996	15000	14000	15000	16000	16000
	211	Cleaning services and supplies including cleaning contracts	0	1000	1000	1000	1000	1000
	212	Insurance	0	1000	1000	1000	1000	1000
	213	Official Travel Missions	0	4000	4000	2000	2000	2000
	214	Goods and services expenses	21000	25000	25000	25000	27000	27000
<b>Total</b>			<b>158445</b>	<b>239000</b>	<b>232000</b>	<b>253500</b>	<b>268500</b>	<b>268500</b>
28		Other Expenditures						
2821		Other Current Expenditures						
	305	Non-Employees' Bonuses	35000	35000	35000	25000	35000	35000
<b>Total</b>			<b>35000</b>	<b>35000</b>	<b>35000</b>	<b>25000</b>	<b>35000</b>	<b>35000</b>
<b>Total of Activity</b>			<b>321445</b>	<b>430000</b>	<b>421000</b>	<b>433500</b>	<b>460500</b>	<b>461500</b>
<b>Total of Program</b>			<b>321445</b>	<b>430000</b>	<b>421000</b>	<b>433500</b>	<b>460500</b>	<b>461500</b>
<b>Total of Chapter</b>			<b>48824819</b>	<b>51829000</b>	<b>50037000</b>	<b>58701000</b>	<b>60596000</b>	<b>61633000</b>

# Overall Summary of Capital Expenditures for the Years 2015 - 2019

Chapter : 1101 Ministry of Justice

( In JDs )

Group	Item	Description	Actual 2015	Estimated 2016	Re-estimated 2016	Estimated 2017	Indicative 2018	Indicative 2019
		Expenditures						
22		Use of Goods and Services						
2211		Use of Goods and Services						
	510	Buildings and facilities repair and maintenance	199963	300000	295000	325000	350000	350000
	512	Operating and Sustaining Expenditures	6263786	6680000	6610000	6720000	6805000	6355000
<b>Total</b>			<b>6463749</b>	<b>6980000</b>	<b>6905000</b>	<b>7045000</b>	<b>7155000</b>	<b>6705000</b>
28		Other Expenditures						
2822		Other Capital Expenditures						
	504	Studies, Research and Consultations	14933	40000	30000	46954	50000	0
<b>Total</b>			<b>14933</b>	<b>40000</b>	<b>30000</b>	<b>46954</b>	<b>50000</b>	<b>0</b>
		Fixed Assets						
31		Non-financial Assets						
3111		Buildings and Constructions						
	508	Works and Constructions	1015000	3215000	2800000	3150000	3910000	4770000
<b>Total</b>			<b>1015000</b>	<b>3215000</b>	<b>2800000</b>	<b>3150000</b>	<b>3910000</b>	<b>4770000</b>
3112		Devices, Machinery and Equipment						
	505	Equipment, Machines and Devices	235000	725000	490000	755000	875000	515000
<b>Total</b>			<b>235000</b>	<b>725000</b>	<b>490000</b>	<b>755000</b>	<b>875000</b>	<b>515000</b>
3113		Other Fixed Assets						
	511	Equipping and furnishing	0	50000	50000	0	0	0
<b>Total</b>			<b>0</b>	<b>50000</b>	<b>50000</b>	<b>0</b>	<b>0</b>	<b>0</b>
<b>Total of Chapter</b>			<b>7728682</b>	<b>11010000</b>	<b>10275000</b>	<b>10996954</b>	<b>11990000</b>	<b>11990000</b>



# Capital Expenditures According to Program and Projects for the Years 2015 - 2019

Chapter : 1101 Ministry of Justice

( In JDs )

Program 1801 Administration and Support Services								
Project		001 Capacities Building Project						
Fund Source		102001 Capital (Treasury)						
Group	item	Description	Actual 2015	Estimated 2016	Re-estimated 2016	Estimated 2017	Indicative 2018	Indicative 2019
22		Use of Goods and Services						
2211		Use of Goods and Services						
	512	Operating and Sustaining Expenditures						
	008	Qualifying and training expenses	30000	50000	50000	155000	155000	155000
	011	Capacity building expenses	5669633	5700000	5700000	5700000	5700000	5700000
		Total of Item	5699633	5750000	5750000	5855000	5855000	5855000
31		Non-financial Assets						
3112		Devices, Machinery and Equipment						
	505	Equipment, Machines and Devices						
	001	Computers and accessories	215000	250000	250000	250000	250000	250000
		Total of Item	215000	250000	250000	250000	250000	250000
		Total of Project / Treasury	5914633	6000000	6000000	6105000	6105000	6105000
		Total of Program	5914633	6000000	6000000	6105000	6105000	6105000

# Capital Expenditures According to Program and Projects for the Years 2015 - 2019

Chapter : 1101 Ministry of Justice

( In JDs )

Program 1805 Judicial Work Development ( formerly Regular Judiciary )								
Project		001 Judicial Work Development Program Administration Project						
Fund Source		102001 Capital (Treasury)						
Group	Item	Description	Actual 2015	Estimated 2016	Re-estimated 2016	Estimated 2017	Indicative 2018	Indicative 2019
22		Use of Goods and Services						
2211		Use of Goods and Services						
	512	Operating and Sustaining Expenditures						
	014	Archiving and documentation	299172	325000	290000	350000	350000	350000
	148	Payment of claims	0	100000	100000	100000	150000	150000
	999	n.e.c	129982	0	0	0	0	0
		Total of Item	429154	425000	390000	450000	500000	500000
31		Non-financial Assets						
3112		Devices, Machinery and Equipment						
	505	Equipment, Machines and Devices						
	003	Office supplies and equipment	0	0	0	10000	10000	10000
	999	n.e.c	20000	10000	10000	0	0	0
		Total of Item	20000	10000	10000	10000	10000	10000
3113		Other Fixed Assets						
	511	Equipping and furnishing						
	006	Furnishing and equipping the buildings and facilities	0	50000	50000	0	0	0
		Total of Item	0	50000	50000	0	0	0
		Total of Project / Treasury	449154	485000	450000	460000	510000	510000
Project		008 Establishing the house of justice building in Madaba						
Fund Source		102001 Capital (Treasury)						
Group	Item	Description	Actual 2015	Estimated 2016	Re-estimated 2016	Estimated 2017	Indicative 2018	Indicative 2019
31		Non-financial Assets						
3111		Buildings and Constructions						
	508	Works and Constructions						
	013	Miscellaneous buildings construction	0	5000	0	0	0	0
		Total of Item	0	5000	0	0	0	0
		Total of Project / Treasury	0	5000	0	0	0	0
Project		009 Establishing the house of justice building in Zarqa						
Fund Source		102001 Capital (Treasury)						
Group	Item	Description	Actual 2015	Estimated 2016	Re-estimated 2016	Estimated 2017	Indicative 2018	Indicative 2019
31		Non-financial Assets						
3111		Buildings and Constructions						
	508	Works and Constructions						
	013	Miscellaneous buildings construction	57000	5000	0	0	0	0
		Total of Item	57000	5000	0	0	0	0
		Total of Project / Treasury	57000	5000	0	0	0	0
Project		010 Establishing the house of justice building in Russaifa						
Fund Source		102001 Capital (Treasury)						
Group	Item	Description	Actual 2015	Estimated 2016	Re-estimated 2016	Estimated 2017	Indicative 2018	Indicative 2019
31		Non-financial Assets						
3111		Buildings and Constructions						
	508	Works and Constructions						
	013	Miscellaneous buildings construction	100000	200000	150000	0	0	0
		Total of Item	100000	200000	150000	0	0	0
		Total of Project / Treasury	100000	200000	150000	0	0	0

# Capital Expenditures According to Program and Projects for the Years 2015 - 2019

Chapter : 1101 Ministry of Justice

( In JDs )

Program 1805 Judicial Services Improvement ( formerly Regular Judiciary )								
Project		011 Establishing the palace of justice building in Ajloun						
Fund Source		102001 Capital (Treasury)						
Group	item	Description	Actual 2015	Estimated 2016	Re-estimated 2016	Estimated 2017	Indicative 2018	Indicative 2019
31		Non-financial Assets						
3111		Buildings and Constructions						
	508	Works and Constructions						
	013	Miscellaneous buildings construction	0	5000	0	0	0	0
		Total of Item	0	5000	0	0	0	0
		Total of Project / Treasury	0	5000	0	0	0	0
		Total of Program	606154	700000	600000	460000	510000	510000

Capital Expenditures According to Program and Projects for the Years 2015 - 2019

Chapter : 1101 Ministry of Justice

( In JDs )

Program 1810 Enhance and qualify judges capacities (Judicial Institute formerly)								
Project		001 Judges Capacities Enhancement and Qualification Program Administration Project						
Fund Source		102001 Capital (Treasury)						
Group	item	Description	Actual 2015	Estimated 2016	Re-estimated 2016	Estimated 2017	Indicative 2018	Indicative 2019
22		Use of Goods and Services						
2211		Use of Goods and Services						
	512	Operating and Sustaining Expenditures						
	008	Qualifying and training expenses	54999	100000	70000	0	0	0
		Total of Item	54999	100000	70000	0	0	0
		Total of Project / Treasury	54999	100000	70000	0	0	0
Project		003 Judges of the Future						
Fund Source		102001 Capital (Treasury)						
Group	item	Description	Actual 2015	Estimated 2016	Re-estimated 2016	Estimated 2017	Indicative 2018	Indicative 2019
22		Use of Goods and Services						
2211		Use of Goods and Services						
	512	Operating and Sustaining Expenditures						
	011	Capacity building expenses	0	5000	0	0	0	0
		Total of Item	0	5000	0	0	0	0
		Total of Project / Treasury	0	5000	0	0	0	0
Project		004 E-learning and remote learning						
Fund Source		102001 Capital (Treasury)						
Group	item	Description	Actual 2015	Estimated 2016	Re-estimated 2016	Estimated 2017	Indicative 2018	Indicative 2019
31		Non-financial Assets						
3112		Devices, Machinery and Equipment						
	505	Equipment, Machines and Devices						
	001	Computers and accessories	0	0	0	20000	50000	0
		Total of Item	0	0	0	20000	50000	0
		Total of Project / Treasury	0	0	0	20000	50000	0
		Total of Program	54999	105000	70000	20000	50000	0

# Capital Expenditures According to Program and Projects for the Years 2015 - 2019

Chapter : 1101 Ministry of Justice

( In JDs )

Program 1815 Justice Environment Improvement and Continuous Modernization								
Project		001 Justice Environment Improvement and Continuous Modernization Program Administration Project						
Fund Source		102001 Capital (Treasury)						
Group	Item	Description	Actual 2015	Estimated 2016	Re-estimated 2016	Estimated 2017	Indicative 2018	Indicative 2019
22		Use of Goods and Services						
2211		Use of Goods and Services						
	510	Buildings and facilities repair and maintenance						
	009	Various buildings repair and renovation	199963	300000	295000	325000	350000	350000
		Total of Item	199963	300000	295000	325000	350000	350000
31		Non-financial Assets						
3112		Devices, Machinery and Equipment						
	505	Equipment, Machines and Devices						
	006	Public safety devices and equipment	0	5000	5000	5000	5000	5000
		Total of Item	0	5000	5000	5000	5000	5000
		Total of Project / Treasury	199963	305000	300000	330000	355000	355000
Project		007 Establishing and equipping the house of justice in Maan						
Fund Source		102001 Capital (Treasury)						
Group	Item	Description	Actual 2015	Estimated 2016	Re-estimated 2016	Estimated 2017	Indicative 2018	Indicative 2019
31		Non-financial Assets						
3111		Buildings and Constructions						
	508	Works and Constructions						
	013	Miscellaneous buildings construction	100000	1450000	1100000	1550000	1950000	2325000
		Total of Item	100000	1450000	1100000	1550000	1950000	2325000
		Total of Project / Treasury	100000	1450000	1100000	1550000	1950000	2325000
Project		009 Establishing and equipping Jordan Judicial Institute building						
Fund Source		102001 Capital (Treasury)						
Group	Item	Description	Actual 2015	Estimated 2016	Re-estimated 2016	Estimated 2017	Indicative 2018	Indicative 2019
31		Non-financial Assets						
3111		Buildings and Constructions						
	508	Works and Constructions						
	013	Miscellaneous buildings construction	700000	1450000	1450000	1550000	1910000	2395000
		Total of Item	700000	1450000	1450000	1550000	1910000	2395000
		Total of Project / Treasury	700000	1450000	1450000	1550000	1910000	2395000
Project		012 Establishing and equipping Amman Appeal Court building						
Fund Source		102001 Capital (Treasury)						
Group	Item	Description	Actual 2015	Estimated 2016	Re-estimated 2016	Estimated 2017	Indicative 2018	Indicative 2019
31		Non-financial Assets						
3111		Buildings and Constructions						
	508	Works and Constructions						
	013	Miscellaneous buildings construction	58000	0	0	0	0	0
		Total of Item	58000	0	0	0	0	0
		Total of Project / Treasury	58000	0	0	0	0	0

# Capital Expenditures According to Program and Projects for the Years 2015 - 2019

Chapter : 1101 Ministry of Justice

( In JDs )

Program 1815 Improvement and continued modernization of the Justice environment								
Project		013 Upgrading the electronic readiness and developing infrastructure of computerization projects						
Fund Source		102001 Capital (Treasury)						
Group	item	Description	Actual 2015	Estimated 2016	Re-estimated 2016	Estimated 2017	Indicative 2018	Indicative 2019
31		Non-financial Assets						
3112		Devices, Machinery and Equipment						
	505	Equipment, Machines and Devices						
	001	Computers and accessories	0	350000	165000	200000	200000	0
		Total of Item	0	350000	165000	200000	200000	0
		Total of Project / Treasury	0	350000	165000	200000	200000	0
Project		014 Issuance of New Version of Mizan System Project						
Fund Source		102001 Capital (Treasury)						
Group	item	Description	Actual 2015	Estimated 2016	Re-estimated 2016	Estimated 2017	Indicative 2018	Indicative 2019
22		Use of Goods and Services						
2211		Use of Goods and Services						
	512	Operating and Sustaining Expenditures						
	015	Operating systems and software	0	50000	50000	50000	50000	0
		Total of Item	0	50000	50000	50000	50000	0
31		Non-financial Assets						
3112		Devices, Machinery and Equipment						
	505	Equipment, Machines and Devices						
	001	Computers and accessories	0	100000	50000	80000	100000	0
		Total of Item	0	100000	50000	80000	100000	0
		Total of Project / Treasury	0	150000	100000	130000	150000	0
Project		015 Electronic archiving Project						
Fund Source		102001 Capital (Treasury)						
Group	item	Description	Actual 2015	Estimated 2016	Re-estimated 2016	Estimated 2017	Indicative 2018	Indicative 2019
22		Use of Goods and Services						
2211		Use of Goods and Services						
	512	Operating and Sustaining Expenditures						
	014	Archiving and documentation	0	250000	250000	200000	200000	0
		Total of Item	0	250000	250000	200000	200000	0
		Total of Project / Treasury	0	250000	250000	200000	200000	0
Project		016 Establishing the palace of justice building in Aqaba						
Fund Source		102001 Capital (Treasury)						
Group	item	Description	Actual 2015	Estimated 2016	Re-estimated 2016	Estimated 2017	Indicative 2018	Indicative 2019
31		Non-financial Assets						
3111		Buildings and Constructions						
	508	Works and Constructions						
	013	Miscellaneous buildings construction	0	100000	100000	50000	50000	50000
		Total of Item	0	100000	100000	50000	50000	50000
		Total of Project / Treasury	0	100000	100000	50000	50000	50000

# Capital Expenditures According to Program and Projects for the Years 2015 - 2019

Chapter : 1101 Ministry of Justice

( In JDs )

Program 1815 Improvement and continued modernization of the Justice environment								
Project		017 Solar Energy Use Project						
Fund Source		102001 Capital (Treasury)						
Group	item	Description	Actual 2015	Estimated 2016	Re-estimated 2016	Estimated 2017	Indicative 2018	Indicative 2019
31		Non-financial Assets						
3112		Devices, Machinery and Equipment						
	505	Equipment, Machines and Devices						
	068	Solar cells generating the electric energy	0	0	0	180000	250000	250000
		Total of Item	0	0	0	180000	250000	250000
		Total of Project / Treasury	0	0	0	180000	250000	250000
		Total of Program	1057963	4055000	3465000	4190000	5065000	5375000

# Capital Expenditures According to Program and Projects for the Years 2015 - 2019

Chapter : 1101 Ministry of Justice

( In JDs )

Program 1820 Criminal Justice and development of legislation								
Project		001 Legal Assistance						
Fund Source		102001 Capital (Treasury)						
Group	item	Description	Actual 2015	Estimated 2016	Re-estimated 2016	Estimated 2017	Indicative 2018	Indicative 2019
22		Use of Goods and Services						
2211		Use of Goods and Services						
	512	Operating and Sustaining Expenditures						
	025	Cases and compensations fees	0	100000	100000	150000	175000	0
	999	n.e.c	80000	0	0	0	0	0
Total of Item			80000	100000	100000	150000	175000	0
Total of Project / Treasury			80000	100000	100000	150000	175000	0
Project		002 Reform justice for juveniles						
Fund Source		102001 Capital (Treasury)						
Group	item	Description	Actual 2015	Estimated 2016	Re-estimated 2016	Estimated 2017	Indicative 2018	Indicative 2019
28		Other Expenditures						
2822		Other Capital Expenditures						
	504	Studies, Research and Consultations						
	036	Various studies	0	15000	10000	10000	10000	0
	999	n.e.c	4933	0	0	0	0	0
Total of Item			4933	15000	10000	10000	10000	0
Total of Project / Treasury			4933	15000	10000	10000	10000	0
Project		003 Alternative punishments						
Fund Source		102001 Capital (Treasury)						
Group	item	Description	Actual 2015	Estimated 2016	Re-estimated 2016	Estimated 2017	Indicative 2018	Indicative 2019
28		Other Expenditures						
2822		Other Capital Expenditures						
	504	Studies, Research and Consultations						
	036	Various studies	0	15000	10000	10000	10000	0
	999	n.e.c	10000	0	0	0	0	0
Total of Item			10000	15000	10000	10000	10000	0
Total of Project / Treasury			10000	15000	10000	10000	10000	0
Project		004 Developing and updating legislation						
Fund Source		102001 Capital (Treasury)						
Group	item	Description	Actual 2015	Estimated 2016	Re-estimated 2016	Estimated 2017	Indicative 2018	Indicative 2019
28		Other Expenditures						
2822		Other Capital Expenditures						
	504	Studies, Research and Consultations						
	013	Legal consultations	0	10000	10000	10000	10000	0
Total of Item			0	10000	10000	10000	10000	0
Total of Project / Treasury			0	10000	10000	10000	10000	0
Project		005 Equipping the infrastructures of juveniles' courts						
Fund Source		102001 Capital (Treasury)						
Group	item	Description	Actual 2015	Estimated 2016	Re-estimated 2016	Estimated 2017	Indicative 2018	Indicative 2019
31		Non-financial Assets						
3112		Devices, Machinery and Equipment						
	505	Equipment, Machines and Devices						
	023	Electrical devices and equipment	0	10000	10000	10000	10000	0
Total of Item			0	10000	10000	10000	10000	0
Total of Project / Treasury			0	10000	10000	10000	10000	0



# Capital Expenditures According to Program and Projects for the Years 2015 - 2019

Chapter : 1101 Ministry of Justice

( In JDs )

Program 1820 Criminal Justice and development of legislation								
Project		006 Empowering women to ensure equal opportunity and justice						
Fund Source		102001 Capital (Treasury)						
Group	item	Description	Actual 2015	Estimated 2016	Re-estimated 2016	Estimated 2017	Indicative 2018	Indicative 2019
28		Other Expenditures						
2822		Other Capital Expenditures						
	504	Studies, Research and Consultations						
	036	Various studies	0	0	0	10000	10000	0
		Total of Item	0	0	0	10000	10000	0
		Total of Project / Treasury	0	0	0	10000	10000	0
Project		007 Enhancing right of persons with disabilities in legal remedy						
Fund Source		102001 Capital (Treasury)						
Group	item	Description	Actual 2015	Estimated 2016	Re-estimated 2016	Estimated 2017	Indicative 2018	Indicative 2019
28		Other Expenditures						
2822		Other Capital Expenditures						
	504	Studies, Research and Consultations						
	036	Various studies	0	0	0	6954	10000	0
		Total of Item	0	0	0	6954	10000	0
		Total of Project / Treasury	0	0	0	6954	10000	0
Project		008 Disseminating the legal awareness						
Fund Source		102001 Capital (Treasury)						
Group	item	Description	Actual 2015	Estimated 2016	Re-estimated 2016	Estimated 2017	Indicative 2018	Indicative 2019
22		Use of Goods and Services						
2211		Use of Goods and Services						
	512	Operating and Sustaining Expenditures						
	017	Promotion, advertising and awareness	0	0	0	15000	25000	0
		Total of Item	0	0	0	15000	25000	0
		Total of Project / Treasury	0	0	0	15000	25000	0
Total of Program			94933	150000	140000	221954	260000	0
Total of Chapter			7728682	11010000	10275000	10996954	11990000	11990000