

## Chapter : 1201 Supreme Judge Department

- Creation:** The Supreme Judge Department was established in 1921; Sharia courts in all the various governorates and districts of the Kingdom are affiliated to it. It works according to Supreme Judge Department Organization and Administration Bylaw No. 18 for the year 1993 and amendments thereto, issued pursuant to Article 120 of the Constitution.
- Vision :** Leading the work of the Supreme Judge Department and Sharia' courts
- Mission:** Achieving justice in the community, preserving the rights of women and children, protecting the family and disseminating the Sharia and legal culture
- Legal Framework :** Bylaw No. (18) for the year 1993 - Supreme Judge Department Organization and Administration Bylaw

### Tasks of the Ministry / Department:

- Administrative supervision on Sharia courts to secure the course of justice in accordance with the standing Sharia and legal rules
- Secure the courts' needs of material and human resources to achieve their objectives of maintaining the course of justice.
- Supervise taking care of the affairs of orphans and the incapacitated.
- Audit records and tables sent to the Department by the Sharia courts
- Collect and audit the statistics on the work of the Sharia courts and submit the required reports in this regard to HE the Prime Minister.
- Prepare and qualify the staff of the Department.
- Supervise the affairs of the lawyers, grant certificates to practice the profession and investigate the complaints related to them.
- Supervise the affairs of Sharia marriage officials.
- Appointment, transfer and promotion of Sharia judges
- Seconding judges to other than their work or to additional work
- Acceptance of the resignation of judges, placing them on retirement and putting them to trial
- Settle disputes submitted to the Sharia courts in accordance with the applicable legislation.
- Document and register deeds and documents which fall under the functional jurisdiction of the Sharia courts per the provisions of the Constitution.
- Execute the rulings and agreements issued or endorsed by the Sharia courts.
- Raise family awareness and guidance and arrange for agreements and settlements of disputes amicably through the family reform and conciliation offices

### Ministry/Department Contribution to the Achievement of the National Objectives:

- Enhance the independence and justice of the judiciary system and continue to activate its role in safeguarding the rights, protecting the families and entrenching social security.

### Major Issues and Challenges which face the Ministry / Department:

- The leased buildings are inadequate and insufficient for the functions of Sharia courts.
- Insufficient qualified human resources at the various administrative and technical levels
- Lack of integrated electronic connection between the Department's center and the Sharia courts
- Insufficient financial allocations required to implement the Department's projects, programs and plans

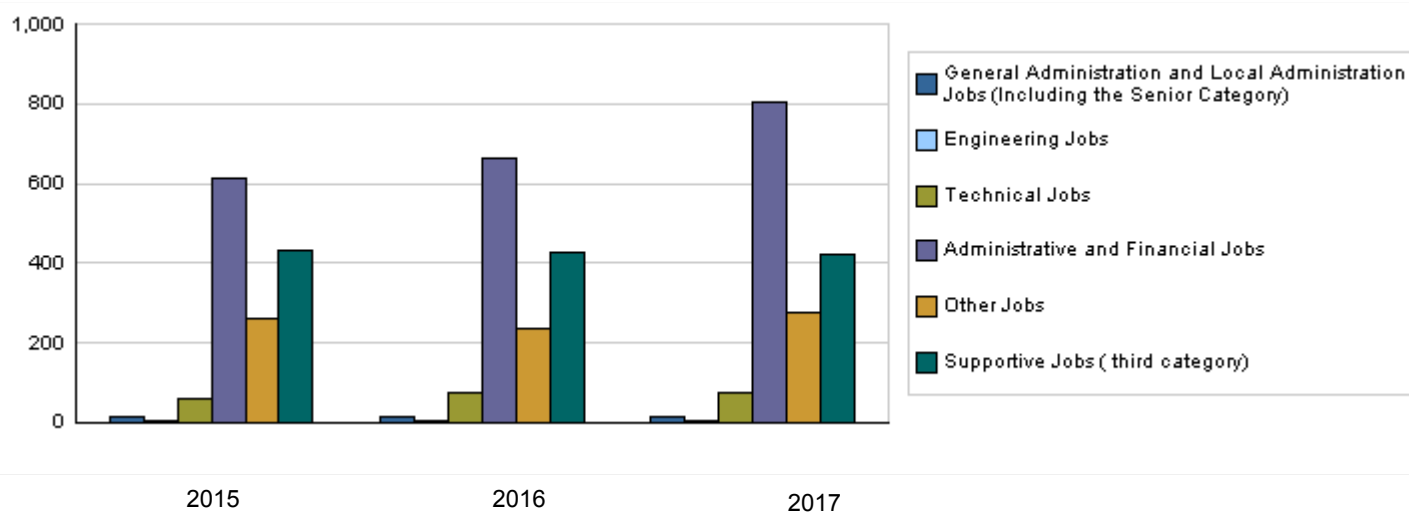
## CHAPTER : 1201 Supreme Judge Department

### Strategic Objectives and Performance Indicators of the Ministry / Department

Strategic Objective	Performance Indicator	Base year	Value	Actual Value	Target Value	Preliminary Self Evaluation	Target Value		
				2015	2016	2016	2017	2018	2019
1 - To enhance the environment of creativity and excellence	1 Accumulative percentage of the Sharia courts that apply the family card in the executive cases (ATM card)	2015	%2.5	%2.5	%25	%10	%25	%50	%100
	2 Percentage of employees who received training to total employees	2014	%11	%11	%15	%20	%25	%30	%35
2 - To enhance trust in the Sharia Legal System	1 Percentage of settlement of cases	2014	%83	%81.6	%87	%87	%90	%93	%96
	2 Degree of satisfaction of the recipients of Sharia courts services	2015	%80	%80	%82	%80	%84	%86	%87
3 - To enhance the effectiveness and efficiency of performance	1 Reduction of litigation period- day	2014	160	155	135	140	130	128	120
	2 Percentage of Sharia courts which were electronically connected to the Department	2015	%14	%14	%43	%40	%60	%70	%100
	3 Number of training programs implemented through the Sharia Judiciary Institute	2015	10	10	15	29	35	40	45

### Number of Staff of the Ministry / Department

Group	Job	2015			2016			Preliminary 2017		
		Male	Female	Total	Male	Female	Total	Male	Female	Total
General Administration and Local Administration Jobs (Including the Senior Category)	Chief Justice	1	0	1	1	0	1	1	0	1
	Inspection Director	1	0	1	1	0	1	1	0	1
	Member of Higher Court	4	0	4	4	0	4	4	0	4
	President of Higher Court	1	0	1	1	0	1	1	0	1
	Deputy President of Court of Appeal	4	0	4	4	0	4	4	0	4
	President of Court of Appeal	4	0	4	4	0	4	4	0	4
	Sharia Courts Director	1	0	1	1	0	1	1	0	1
	Sharia Prosecutor General	1	0	1	1	0	1	1	0	1
Engineering Jobs	Engineering jobs	5	0	5	5	0	5	5	0	5
		0	0	0	0	0	0	0	0	0
Technical Jobs	Technical jobs	58	0	58	73	0	73	74	0	74
Administrative and Financial Jobs	Administrative and financial jobs	612	0	612	663	0	663	806	0	806
Other Jobs	Judges	217	0	217	225	0	225	265	0	265
	Notary Public, Inspector	43	0	43	13	0	13	13	0	13
Supportive Jobs ( third category)	Supportive jobs (third category)	434	0	434	426	0	426	424	0	424
<b>Total</b>		<b>1386</b>	<b>0</b>	<b>1386</b>	<b>1422</b>	<b>0</b>	<b>1422</b>	<b>1604</b>	<b>0</b>	<b>1604</b>
<b>Total Cost of Salaries</b>		<b>10102604</b>	<b>0</b>	<b>10102604</b>	<b>11074300</b>	<b>0</b>	<b>11074300</b>	<b>12251000</b>	<b>0</b>	<b>12251000</b>



**Key Information of the Ministry / Department**

No.	Description	base year	Value	Primary 2016	Estimated 2017												
					Irbid	Mafraq	Jarsh	Ajloun	Amman	Balqa'	Zaraq'	Madaba	Karak	Ma'an	Tafila	Aqaba	Total
1	Number of considered cases	2009	50151	103036	22892	5500	2900	2250	49000	5700	17431	2200	3200	2000	900	1500	115473
2	Number of executive settled cases	2009	1992	105000	23000	6500	3500	3150	40000	4000	26000	2300	3200	800	1800	1300	115550
3	Number of marriage contracts	2009	65027	88450	16000	7000	2500	2000	35780	5500	12000	2200	3500	1650	1100	1410	90640
4	Number of divorce cases	2009	13530	23800	4000	1400	600	380	10500	1400	4100	590	600	400	230	535	24735
5	Number of considered khul' cases	2009	1635	587	25	10	2	3	320	19	62	4	7	1	2	19	474
6	The Department's revenues (thousand JDs)	2009	6787	1350	1900	800	200	100	7950	1300	1800	200	250	120	70	130	14820
7	Number of Sharia' courts	2009	63	71	13	6	1	2	19	7	6	2	5	7	3	2	73
8	Number of rehabilitation and family guidance centers	2009	0	14	3	2	1	1	5	3	4	1	2	2	1	1	26
9	Number of staff who received training	2009	38	300	50	15	10	6	233	40	40	6	25	10	5	5	445

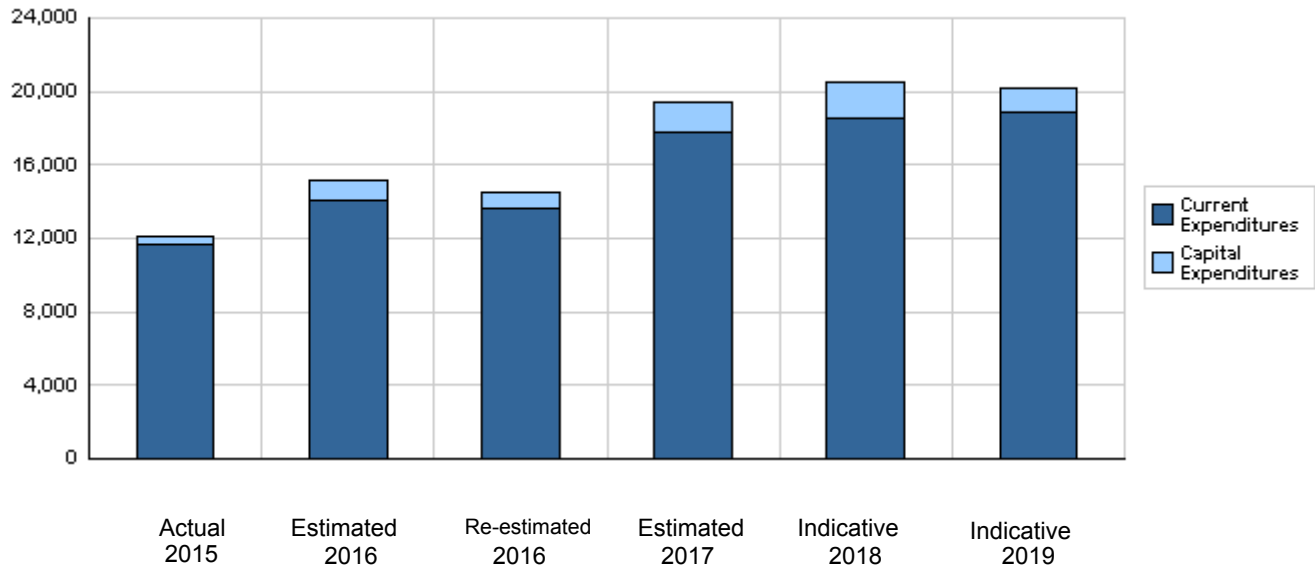
**Overall Summary of Expenditures for Chapter 1201- Supreme Judge Department  
for the Years 2015 - 2019**

( In JDs )

Description		Actual 2015	Estimated 2016	Re-estimated 2016	Estimated 2017	Indicative	
						2018	2019
<b>Group</b>	<b>Current Expenditures</b>						
2111	Salaries, Wages and Allowances	9,550,604	10,834,000	10,484,300	11,571,000	12,150,000	12,414,000
2121	Social Security Contributions	552,000	600,000	590,000	680,000	725,000	740,000
2211	Use of Goods and Services	1,161,573	1,300,000	1,170,000	1,251,000	1,316,000	1,340,000
2511	Subsidies to Public Corporations	275,000	1,275,000	1,275,000	4,175,000	4,275,000	4,275,000
2821	Other Current Expenditures	82,929	110,000	65,000	55,000	90,000	90,000
<b>Total current expenditures</b>		<b>11,622,106</b>	<b>14,119,000</b>	<b>13,584,300</b>	<b>17,732,000</b>	<b>18,556,000</b>	<b>18,859,000</b>
<b>Capital Expenditures</b>							
2111	Salaries, Wages and Allowances	29,905	200,000	200,000	220,000	220,000	220,000
2211	Use of Goods and Services	262,318	265,000	235,000	480,000	340,000	340,000
2822	Other Capital Expenditures	9,651	0	0	15,000	15,000	15,000
3111	Buildings and Constructions	0	200,000	200,000	617,658	1,100,000	500,000
3112	Devices, Machinery and Equipment	77,488	250,000	230,000	285,000	225,000	225,000
3113	Other Fixed Assets	39,723	80,000	70,000	0	0	0
3122	Inventories	14,988	15,000	15,000	30,000	30,000	30,000
<b>Total capital expenditures</b>		<b>434,073</b>	<b>1,010,000</b>	<b>950,000</b>	<b>1,647,658</b>	<b>1,930,000</b>	<b>1,330,000</b>
<b>Treasury</b>		<b>434,073</b>	<b>1,010,000</b>	<b>950,000</b>	<b>1,647,658</b>	<b>1,930,000</b>	<b>1,330,000</b>
<b>Total current and capital expenditures</b>		<b>12,056,179</b>	<b>15,129,000</b>	<b>14,534,300</b>	<b>19,379,658</b>	<b>20,486,000</b>	<b>20,189,000</b>

( Thousands of JDs )

**Graph of the current and capital expenditures for the years 2015 - 2019**

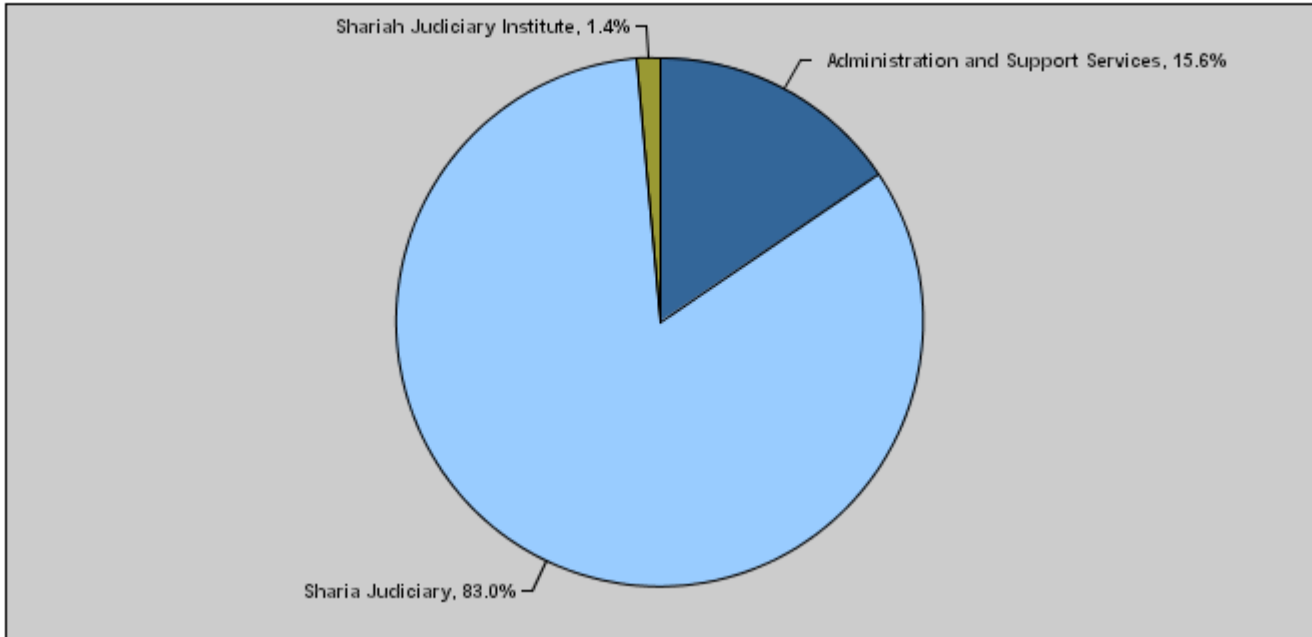


Budget of Chapter 1201 - Supreme Judge Department  
For the Year 2017 Distributed According to Program

( In JDs )

Prog.	Description	Current Expenditures	Capital Expenditures	Total Expenditures
1901	Administration and Support Services	2,853,000	165,000	3,018,000
1905	Sharia Judiciary	14,651,500	1,432,658	16,084,158
1910	Shariah Judiciary Institute	227,500	50,000	277,500
Total		17,732,000	1,647,658	19,379,658

**Total Expenditures for the Year 2017 Distributed According to Programs**



Estimated Allocations for Females distributed according to Programs for the Years 2015 - 2019

Program	2015	2016	2017	2018	2019
1901 Administration and Support Services	1127928	1193149	1477068	1517323	1584253
1905 Sharia Judiciary	4719319	5779503	7844875	8281375	8049545
1910 Shariah Judiciary Institute	0	76485	145743	140893	162233
Total	5847247	7049137	9467686	9939591	9796031

Budget Chapter 1201 - Supreme Judge Department Distributed According to the Program

1901	Administration and Support Services Program
------	---

Objective of the program :

This program serves all the Department's programs through the development and updating of the legislation on all levels, provide the required financial support to implement the activities and prepare the strategic and executive plans for all the directorates and sections of the Department to achieve its objectives.

The strategic objective related to the program :

Enhance creativity and excellence environment.

Directorates associated with the program :

- 1- Judges Affairs Directorate
- 2- Legal Affairs Directorate
- 3- Financial Affairs Directorate
- 4- Information Technology and Studies Directorate
- 5- Human Resources and Institutional Development Directorate
- 6- Internal Control Unit

Services provided by the program :

Develop and update the legislation and provide the required support to implement and follow up the activities of all programs.

Staff working in the program :

The program is implemented through a functional staff in 2016 estimated with ( 290 ) staff, including ( 290 ) males and ( 0 ) females .

**Performance Measurement Indicators for Program**

Performance Measurement Indicator	Base Year	Value	Actual value	Target Value	Preliminary Self Evaluation	Target Value		
			2015	2016		2016	2017	2018
1 Accumulative percentage of the Sharia courts that apply the family card in the executive cases (ATM)	2015	%2.5	%2.5	%25	%10	%25	%50	%100
2 Percentage of employees who received training to total employees	2014	%11	%11	%15	%20	%25	%30	%35

**Appropriations Of Administration and Support Services Program as Per Activities and Projects. ( In JDs )**

Activities and Projects	Actual	Estimated	Re-estimated	Estimated	Indicative	
	2015	2016	2016	2017	2018	2019
<b>Current Expenditures</b>	2,247,870	2,678,000	2,400,100	2,853,000	3,010,500	3,148,500
601 Administrative and Support Services	2,247,870	2,678,000	2,400,100	2,853,000	3,010,500	3,148,500
<b>Capital Expenditures</b>	77,754	70,000	60,000	165,000	115,000	115,000
004 Computerizing Sharia courts/ Department Headquarters	77,754	70,000	60,000	165,000	115,000	115,000
Program / Treasury	77,754	70,000	60,000	165,000	115,000	115,000
<b>Total Program</b>	<b>2,325,624</b>	<b>2,748,000</b>	<b>2,460,100</b>	<b>3,018,000</b>	<b>3,125,500</b>	<b>3,263,500</b>

Budget Chapter 1201 - Supreme Judge Department Distributed According to the Program

1905	Sharia Judiciary Program
<b>Objective of the program :</b>	
The program aims to enhance the independence of the Sharia Judiciary as per the international judiciary bases and criteria and improve Jordan's rank in the international indicators in the field of judiciary as per the best international standards and practices.	
<b>The strategic objective related to the program :</b>	
Enhance confidence in the Sharia judiciary system.	
<b>Directorates associated with the program :</b>	
1- Judicial Inspection Directorate 2- Estates, Minors and Receivership Affairs Directorate 3- Family Reconciliation Directorate	
<b>Services provided by the program :</b>	
Settle disputes, document rights, divide inheritance among the heirs and control them, Implement the sharia executive documents according to regulating legislations of Sharia Courts works.	
<b>Staff working in the program :</b>	
The program is implemented through a functional staff in 2016 estimated with ( 1105 ) staff, including ( 1105 ) males and ( 0 ) females .	

**Performance Measurement Indicators for Program**

Performance Measurement Indicator	Base Year	Value	Actual value	Target Value	Preliminary Self Evaluation	Target Value		
			2015	2016		2016	2017	2018
1 Percentage of settlement of cases	2014	%83	%81.6	%87	%87	%90	%93	%96
2 Degree of satisfaction of recipients of services at the Sharia courts	2015	%80	%80	%82	%80	%84	%86	%87

**Appropriations Of Sharia Judiciary Program as Per Activities and Projects.**

( In JDs )

Activities and Projects	Actual	Estimated	Re-estimated	Estimated	Indicative	
	2015	2016	2016	2017	2018	2019
<b>Current Expenditures</b>	9,374,236	11,293,500	11,076,500	14,651,500	15,306,500	15,428,000
601 Sharia Litigation	9,099,236	10,018,500	9,801,500	10,476,500	11,031,500	11,153,000
602 Joint Fund (Jerusalem Sharia Courts)	275,000	275,000	275,000	275,000	275,000	275,000
603 Alimony Credit Fund	0	1,000,000	1,000,000	1,000,000	1,000,000	1,000,000
604 Social Solidarity Fund for Sharia Judges and Judges aides	0	0	0	2,900,000	3,000,000	3,000,000
<b>Capital Expenditures</b>	356,319	890,000	840,000	1,432,658	1,765,000	1,165,000
001 Sharia Judiciary Program Administration Project	119,453	300,000	280,000	315,000	315,000	315,000
004 Family reform and guidance	169,842	300,000	290,000	500,000	350,000	350,000
010 Developing the archiving and filing system/Sharia Courts	14,278	15,000	15,000	0	0	0
011 Training and sending judges on scholarships/ Sharia Courts	11,626	15,000	15,000	0	0	0
013 Computerizing Sharia courts/ Sharia courts	41,120	60,000	40,000	0	0	0
014 Establishing Sharia house of justice /Aqaba	0	200,000	200,000	500,000	600,000	0
016 Establishing Sharia house of justice /Northern Shouneh	0	0	0	117,658	500,000	500,000
<b>Program / Treasury</b>	356,319	890,000	840,000	1,432,658	1,765,000	1,165,000
<b>Total Program</b>	9,730,555	12,183,500	11,916,500	16,084,158	17,071,500	16,593,000

Budget Chapter 1201 - Supreme Judge Department Distributed According to the Program

1910	Shariah Judiciary Institute Program
<b>Objective of the program :</b>	
<ul style="list-style-type: none"> <li>- The program aims to prepare and qualify the Department's staff to assume judiciary jobs.</li> <li>- Qualify and train the employees of Sharia judiciary institution and upgrade their efficiency.</li> </ul>	
<b>The strategic objective related to the program :</b>	
Enhance the effectiveness and efficiency of performance.	
<b>Directorates associated with the program :</b>	
<ul style="list-style-type: none"> <li>1- Sharia Judicial Institute Directorate</li> <li>2- Financial Affairs Directorate</li> </ul>	
<b>Services provided by the program :</b>	
Conduct a non-academic qualification program and grant who passes it successfully the Institute diploma and conduct qualification programs specialized in the sharia judiciary.	
<b>Staff working in the program :</b>	
The program is implemented through a functional staff in 2016 estimated with ( 27 ) staff, including ( 27 ) males and ( 0 ) females .	

Performance Measurement Indicators for Program									
Performance Measurement Indicator		Base Year	Value	Actual value	Target Value	Preliminary Self Evaluation	Target Value		
				2015	2016		2016	2017	2018
1	Number of training programs implemented through the Sharia Judicial Institute	2015	10	10	15	29	35	40	45
2	Percentage of Sharia courts which are linked electronically to the department	2015	%14	%14	%43	%40	%60	%70	%100
3	Reduction of the litigation period /day	2014	160	155	135	140	130	128	120
Appropriations Of Shariah Judiciary Institute Program as Per Activities and Projects. ( In JDs )									
Activities and Projects		Actual	Estimated	Re-estimated	Estimated	Indicative			
		2015	2016	2016	2017	2018	2019		
Current Expenditures		0	147,500	107,700	227,500	239,000	282,500		
601	Shariah Judiciary Institute Program Administration	0	147,500	107,700	227,500	239,000	282,500		
Capital Expenditures		0	50,000	50,000	50,000	50,000	50,000		
001	Sustaining Shariah Judicial Institute Project	0	50,000	50,000	50,000	50,000	50,000		
Program / Treasury		0	50,000	50,000	50,000	50,000	50,000		
Total Program		0	197,500	157,700	277,500	289,000	332,500		



## Capital Expenditures Distributed According to Governorates

Chapter : 1201 Supreme Judge Department

( In JDs )

Governorate		Actual 2015	Estimated 2016	Re-estimated 2016	Estimated 2017	Indicative 2018	Indicative 2019
11	National level	434073	810000	750000	1030000	830000	830000
21	Irbid Governorate	0	0	0	117658	500000	500000
22	Mafraq Governorate	0	0	0	0	0	0
23	Jerash Governorate	0	0	0	0	0	0
24	Ajloun Governorate	0	0	0	0	0	0
31	The Capital Governorate	0	0	0	0	0	0
32	Balqa' Governorate	0	0	0	0	0	0
33	Zarqa Governorate	0	0	0	0	0	0
34	Ma'daba Governorate	0	0	0	0	0	0
41	Karak Governorate	0	0	0	0	0	0
42	Ma'an Governorate	0	0	0	0	0	0
43	Tafilah Governorate	0	0	0	0	0	0
44	Aqaba Governorate	0	200000	200000	500000	600000	0
<b>Total</b>		434073	1010000	950000	1647658	1930000	1330000

Chapter : 1201 Supreme Judge Department

( In JDs )

Current Activities Appropriations According to Program								
Prog.	Activites		Actual	Estimated	Re-estimated	Estimated	Indicative	Indicative
			2015	2016	2016	2017	2018	2019
1901	601	Administrative and Support Services	2247870	2678000	2400100	2853000	3010500	3148500
	Total of Program		2247870	2678000	2400100	2853000	3010500	3148500
1905	601	Sharia Litigation	9099236	10018500	9801500	10476500	11031500	11153000
	602	Joint Fund (Jerusalem Sharia Courts)	275000	275000	275000	275000	275000	275000
	603	Alimony Credit Fund	0	1000000	1000000	1000000	1000000	1000000
	604	Social Solidarity Fund for Sharia Judges and Judges aides	0	0	0	2900000	3000000	3000000
	Total of Program		9374236	11293500	11076500	14651500	15306500	15428000
1910	601	Shariah Judiciary Institute Program Administration	0	147500	107700	227500	239000	282500
	Total of Program		0	147500	107700	227500	239000	282500
Total			11622106	14119000	13584300	17732000	18556000	18859000

Capital Projects Appropriations According to Program								
Prog.	Projects		Actual	Estimated	Re-estimated	Estimated	Indicative	Indicative
			2015	2016	2016	2017	2018	2019
1901	004	Computerizing Sharia courts/ Department Headquarters	77754	70000	60000	165000	115000	115000
	Total of Program		77754	70000	60000	165000	115000	115000
1905	001	Sharia Judiciary Program Administration Project	119453	300000	280000	315000	315000	315000
	004	Family reform and guidance	169842	300000	290000	500000	350000	350000
	010	Developing the archiving and filing system/Sharia Courts	14278	15000	15000	0	0	0
	011	Training and sending judges on scholarships/ Sharia Courts	11626	15000	15000	0	0	0
	013	Computerizing Sharia courts/ Sharia courts	41120	60000	40000	0	0	0
	014	Establishing Sharia palace of justice /Aqaba	0	200000	200000	500000	600000	0
	016	Establishing Sharia palace of justice /Northern Shouneh	0	0	0	117658	500000	500000
	Total of Program		356319	890000	840000	1432658	1765000	1165000
1910	001	Sustaining Shariah Judicial Institute Project	0	50000	50000	50000	50000	50000
	Total of Program		0	50000	50000	50000	50000	50000
Total			434073	1010000	950000	1647658	1930000	1330000

# Overall Summary of Current Expenditures for the Years 2015 - 2019

Chapter: 1201 Supreme Judge Department

( In JDs )

Group	Item	Description	Actual 2015	Estimated 2016	Re-estimated 2016	Estimated 2017	Indicative 2018	Indicative 2019
21		Compensations of Employees						
2111		Salaries, Wages and Allowances						
	101	Classified Employees	2193228	2365000	2360750	2460000	2497000	2530000
	102	Unclassified Employees	1677775	1800000	1783750	1865000	1933000	1970000
	103	Comprehensive Contract Employees	23408	40000	38100	40000	40000	50000
	105	Personal Cost of Living Allowance	1937434	2100000	2098000	2175000	2333000	2355000
	106	Family Cost of Living Allowance	228017	280000	262500	321000	357000	374000
	110	Overtime Allowance	40337	55000	55000	60000	60000	60000
	111	Additional Allowance	598184	780000	711000	840000	870000	892000
	112	Other Allowances	2131053	2424000	2216200	2620000	2757000	2800000
	113	Transportation Allowance	157624	185000	175000	220000	255000	280000
	114	Transport Allowance	155000	185000	165000	220000	255000	280000
	116	Employees' Bonuses	84962	100000	100000	110000	110000	110000
	120	Contract Employees	323582	520000	519000	640000	683000	713000
<b>Total</b>			<b>9550604</b>	<b>10834000</b>	<b>10484300</b>	<b>11571000</b>	<b>12150000</b>	<b>12414000</b>
2121		Social Security Contributions						
	301	Social Security	552000	600000	590000	680000	725000	740000
<b>Total</b>			<b>552000</b>	<b>600000</b>	<b>590000</b>	<b>680000</b>	<b>725000</b>	<b>740000</b>
22		Use of Goods and Services						
2211		Use of Goods and Services						
	201	Rents	410000	540000	490000	540000	550000	550000
	202	Telecommunications Services	76784	75000	59500	70000	70000	70000
	203	Water	19435	20000	18500	25000	25000	27000
	204	Electricity	295859	245000	244000	260000	272000	275000
	205	Fuels	67658	100000	82000	75000	80000	87000
	206	Maintenance of Machines, furniture and accessories	14172	14000	10000	8000	11000	15000
	207	Maintenance of vehicles, equipment and accessories	14867	18000	18000	20000	23000	28000
	208	Repair and maintenance of buildings and accessories	12963	9000	8000	4000	4000	4000
	209	Office Supplies, publications and various stationery	63998	80000	75000	80000	95000	95000
	210	Substances and raw materials (medicines, clothes, food, films, etc..)	55089	55000	40000	45000	50000	50000
	211	Cleaning services and supplies including cleaning contracts	84570	94000	82000	83000	94000	96000
	212	Insurance	9989	13000	12000	14000	14000	14000
	213	Official Travel Missions	12213	17000	11000	6500	8000	9000
	214	Goods and services expenses	23976	20000	20000	20500	20000	20000
<b>Total</b>			<b>1161573</b>	<b>1300000</b>	<b>1170000</b>	<b>1251000</b>	<b>1316000</b>	<b>1340000</b>
25		Subsidies						
2511		Subsidies to Public Corporations						
	304	Subsidies to non-financial public corporations	275000	1275000	1275000	4175000	4275000	4275000
<b>Total</b>			<b>275000</b>	<b>1275000</b>	<b>1275000</b>	<b>4175000</b>	<b>4275000</b>	<b>4275000</b>
28		Other Expenditures						
2821		Other Current Expenditures						
	303	Scientific scholarships and training courses	21947	15000	15000	10000	15000	15000
	305	Non-Employees' Bonuses	60982	95000	50000	45000	75000	75000
<b>Total</b>			<b>82929</b>	<b>110000</b>	<b>65000</b>	<b>55000</b>	<b>90000</b>	<b>90000</b>
<b>Total of Chapter</b>			<b>11622106</b>	<b>14119000</b>	<b>13584300</b>	<b>17732000</b>	<b>18556000</b>	<b>18859000</b>

**Current Expenditures According to Program and Activities for the Years 2015 - 2019**

Chapter : 1201 - Supreme Judge Department

(In JDs)

Program : 1901 - Administration and Support Services								
Activity : 601 - Administrative and Support Services								
Group	Item	Description	Actual 2015	Estimated 2016	Re-estimated 2016	Estimated 2017	Indicative 2018	Indicative 2019
<b>21</b>		<b>Compensations of Employees</b>						
<b>2111</b>		<b>Salaries, Wages and Allowances</b>						
	101	Classified Employees	254880	305000	305000	335000	355000	375000
	102	Unclassified Employees	216775	235000	235000	245000	250000	255000
	103	Comprehensive Contract Employees	23408	40000	38100	40000	40000	50000
	105	Personal Cost of Living Allowance	237434	275000	275000	295000	305000	315000
	106	Family Cost of Living Allowance	32017	42000	30000	52000	62000	72000
	110	Overtime Allowance	40337	55000	55000	55000	55000	55000
	111	Additional Allowance	121609	140000	130000	155000	165000	175000
	112	Other Allowances	419053	600000	400000	640000	660000	690000
	113	Transportation Allowance	40238	50000	40000	55000	65000	70000
	114	Transport Allowance	42000	50000	30000	55000	65000	70000
	116	Employees' Bonuses	70462	80000	80000	85000	85000	85000
	120	Contract Employees	79021	100000	100000	145000	165000	175000
		<b>Total</b>	<b>1577234</b>	<b>1972000</b>	<b>1718100</b>	<b>2157000</b>	<b>2272000</b>	<b>2387000</b>
<b>2121</b>		<b>Social Security Contributions</b>						
	301	Social Security	190000	195000	195000	230000	245000	255000
		<b>Total</b>	<b>190000</b>	<b>195000</b>	<b>195000</b>	<b>230000</b>	<b>245000</b>	<b>255000</b>
<b>22</b>		<b>Use of Goods and Services</b>						
<b>2211</b>		<b>Use of Goods and Services</b>						
	202	Telecommunications Services	39995	43000	43000	40000	40000	40000
	203	Water	11137	13000	13000	14000	14000	14000
	204	Electricity	209199	180000	180000	190000	200000	203000
	205	Fuels	34812	70000	55000	47000	48000	53000
		001 Heating	8960	20000	20000	15000	15000	15000
		002 Saloon vehicles	25852	50000	35000	32000	33000	38000
	206	Maintenance of Machines, furniture and accessories	6998	9000	5000	4000	5000	7000
	207	Maintenance of vehicles, equipment and accessories	13124	14000	14000	14000	15000	18000
	208	Repair and maintenance of buildings and accessories	2989	3000	2000	500	500	500
	209	Office Supplies, publications and various stationery	36999	40000	40000	40000	45000	45000
	210	Substances and raw materials (medicines, clothes, food, films, etc..)	16991	18000	18000	15000	15000	15000
	211	Cleaning services and supplies including cleaning contracts	51987	60000	60000	55000	55000	55000
	212	Insurance	9989	13000	12000	13000	13000	13000
	213	Official Travel Missions	6785	8000	5000	3000	3000	3000
	214	Goods and services expenses	9994	10000	10000	10500	10000	10000
		<b>Total</b>	<b>450999</b>	<b>481000</b>	<b>457000</b>	<b>446000</b>	<b>463500</b>	<b>476500</b>
<b>28</b>		<b>Other Expenditures</b>						
<b>2821</b>		<b>Other Current Expenditures</b>						
	303	Scientific scholarships and training courses	21947	10000	10000	5000	10000	10000
	305	Non-Employees' Bonuses	7690	20000	20000	15000	20000	20000
		<b>Total</b>	<b>29637</b>	<b>30000</b>	<b>30000</b>	<b>20000</b>	<b>30000</b>	<b>30000</b>
		<b>Total of Activity</b>	<b>2247870</b>	<b>2678000</b>	<b>2400100</b>	<b>2853000</b>	<b>3010500</b>	<b>3148500</b>
		<b>Total of Program</b>	<b>2247870</b>	<b>2678000</b>	<b>2400100</b>	<b>2853000</b>	<b>3010500</b>	<b>3148500</b>

Current Expenditures According to Program and Activities for the Years 2015 - 2019

Chapter : 1201 - Supreme Judge Department

(In JDs)

Program : 1905 - Sharia Judiciary								
Activity : 601 - Sharia Litigation								
Group	Item	Description	Actual 2015	Estimated 2016	Re-estimated 2016	Estimated 2017	Indicative 2018	Indicative 2019
21		<b>Compensations of Employees</b>						
2111		<b>Salaries, Wages and Allowances</b>						
	101	Classified Employees	1938348	2052000	2052000	2110000	2130000	2140000
	102	Unclassified Employees	1461000	1561000	1545000	1610000	1675000	1705000
	105	Personal Cost of Living Allowance	1700000	1820000	1820000	1870000	2020000	2030000
	106	Family Cost of Living Allowance	196000	237000	231500	259000	291000	296000
	111	Additional Allowance	476575	638000	579000	675000	700000	710000
	112	Other Allowances	1712000	1812000	1812000	1950000	2080000	2090000
	113	Transportation Allowance	117386	130000	130000	155000	175000	185000
	114	Transport Allowance	113000	130000	130000	155000	175000	185000
	116	Employees' Bonuses	14500	15000	15000	20000	20000	20000
	120	Contract Employees	244561	418000	417000	490000	511000	530000
<b>Total</b>			<b>7973370</b>	<b>8813000</b>	<b>8731500</b>	<b>9294000</b>	<b>9777000</b>	<b>9891000</b>
2121		<b>Social Security Contributions</b>						
	301	Social Security	362000	400000	390000	440000	465000	465000
<b>Total</b>			<b>362000</b>	<b>400000</b>	<b>390000</b>	<b>440000</b>	<b>465000</b>	<b>465000</b>
22		<b>Use of Goods and Services</b>						
2211		<b>Use of Goods and Services</b>						
	201	Rents	410000	500000	470000	510000	510000	510000
	202	Telecommunications Services	36789	30000	15000	25000	25000	25000
	203	Water	8298	6500	5000	10000	10000	12000
	204	Electricity	86660	60000	60000	60000	60000	60000
	205	Fuels	32846	20000	20000	18000	22000	24000
		001 Heating	7218	10000	10000	8000	10000	12000
		002 Saloon vehicles	25628	10000	10000	10000	12000	12000
	206	Maintenance of Machines, furniture and accessories	7174	4500	4500	3000	5000	7000
	207	Maintenance of vehicles, equipment and accessories	1743	3000	3000	5000	6000	7000
	208	Repair and maintenance of buildings and accessories	9974	5500	5500	3000	3000	3000
	209	Office Supplies, publications and various stationery	26999	35000	30000	30000	40000	40000
	210	Substances and raw materials (medicines, clothes, food, films, etc..)	38098	35000	20000	28000	33000	33000
	211	Cleaning services and supplies including cleaning contracts	32583	32000	20000	26000	35000	35000
	213	Official Travel Missions	5428	7000	5000	2500	3500	4000
	214	Goods and services expenses	13982	7000	7000	7000	7000	7000
<b>Total</b>			<b>710574</b>	<b>745500</b>	<b>665000</b>	<b>727500</b>	<b>759500</b>	<b>767000</b>
28		<b>Other Expenditures</b>						
2821		<b>Other Current Expenditures</b>						
	305	Non-Employees' Bonuses	53292	60000	15000	15000	30000	30000
<b>Total</b>			<b>53292</b>	<b>60000</b>	<b>15000</b>	<b>15000</b>	<b>30000</b>	<b>30000</b>
<b>Total of Activity</b>			<b>9099236</b>	<b>10018500</b>	<b>9801500</b>	<b>10476500</b>	<b>11031500</b>	<b>11153000</b>
Activity : 602 - Joint Fund (Jerusalem Sharia Courts)								
Group	Item	Description	Actual 2015	Estimated 2016	Re-estimated 2016	Estimated 2017	Indicative 2018	Indicative 2019
25		<b>Subsidies</b>						
2511		<b>Subsidies to Public Corporations</b>						
	304	Subsidies to non-financial public corporations	275000	275000	275000	275000	275000	275000
		082 Joint Jerusalem Fund	275000	275000	275000	275000	275000	275000
<b>Total</b>			<b>275000</b>	<b>275000</b>	<b>275000</b>	<b>275000</b>	<b>275000</b>	<b>275000</b>
<b>Total of Activity</b>			<b>275000</b>	<b>275000</b>	<b>275000</b>	<b>275000</b>	<b>275000</b>	<b>275000</b>
Activity : 603 - Alimony Credit Fund								
Group	Item	Description	Actual 2015	Estimated 2016	Re-estimated 2016	Estimated 2017	Indicative 2018	Indicative 2019
25		<b>Subsidies</b>						
2511		<b>Subsidies to Public Corporations</b>						
	304	Subsidies to non-financial public corporations	0	1000000	1000000	1000000	1000000	1000000
		096 Expenditures Credit Fund	0	1000000	1000000	1000000	1000000	1000000
<b>Total</b>			<b>0</b>	<b>1000000</b>	<b>1000000</b>	<b>1000000</b>	<b>1000000</b>	<b>1000000</b>
<b>Total of Activity</b>			<b>0</b>	<b>1000000</b>	<b>1000000</b>	<b>1000000</b>	<b>1000000</b>	<b>1000000</b>

Program : 1905 - Sharia Judiciary								
Activity : 604 - Social Solidarity Fund for Sharia Judges and Judges aides								
Group	Item	Description	Actual 2015	Estimated 2016	Re-estimated 2016	Estimated 2017	Indicative 2018	Indicative 2019
25		Subsidies						
2511		Subsidies to Public Corporations						
	304	Subsidies to non-financial public corporations	0	0	0	2900000	3000000	3000000
	100	Account of Legal Judges in the Fund	0	0	0	1450000	1500000	1500000
	101	Account of Legal Judges assistances in the Fund	0	0	0	1450000	1500000	1500000
Total			0	0	0	2900000	3000000	3000000
Total of Activity			0	0	0	2900000	3000000	3000000
Total of Program			9374236	11293500	11076500	14651500	15306500	15428000
Program : 1910 - Shariah Judiciary Institute								
Activity : 601 - Shariah Judiciary Institute Program Administration								
Group	Item	Description	Actual 2015	Estimated 2016	Re-estimated 2016	Estimated 2017	Indicative 2018	Indicative 2019
21		Compensations of Employees						
2111		Salaries, Wages and Allowances						
	101	Classified Employees	0	8000	3750	15000	12000	15000
	102	Unclassified Employees	0	4000	3750	10000	8000	10000
	105	Personal Cost of Living Allowance	0	5000	3000	10000	8000	10000
	106	Family Cost of Living Allowance	0	1000	1000	10000	4000	6000
	110	Overtime Allowance	0	0	0	5000	5000	5000
	111	Additional Allowance	0	2000	2000	10000	5000	7000
	112	Other Allowances	0	12000	4200	30000	17000	20000
	113	Transportation Allowance	0	5000	5000	10000	15000	25000
	114	Transport Allowance	0	5000	5000	10000	15000	25000
	116	Employees' Bonuses	0	5000	5000	5000	5000	5000
	120	Contract Employees	0	2000	2000	5000	7000	8000
Total			0	49000	34700	120000	101000	136000
2121		Social Security Contributions						
	301	Social Security	0	5000	5000	10000	15000	20000
Total			0	5000	5000	10000	15000	20000
22		Use of Goods and Services						
2211		Use of Goods and Services						
	201	Rents	0	40000	20000	30000	40000	40000
	202	Telecommunications Services	0	2000	1500	5000	5000	5000
	203	Water	0	500	500	1000	1000	1000
	204	Electricity	0	5000	4000	10000	12000	12000
	205	Fuels	0	10000	7000	10000	10000	10000
	001	Heating	0	2000	2000	4000	4000	4000
	002	Saloon vehicles	0	8000	5000	6000	6000	6000
	206	Maintenance of Machines, furniture and accessories	0	500	500	1000	1000	1000
	207	Maintenance of vehicles, equipment and accessories	0	1000	1000	1000	2000	3000
	208	Repair and maintenance of buildings and accessories	0	500	500	500	500	500
	209	Office Supplies, publications and various stationery	0	5000	5000	10000	10000	10000
	210	Substances and raw materials (medicines, clothes, food, films, etc..)	0	2000	2000	2000	2000	2000
	211	Cleaning services and supplies including cleaning contracts	0	2000	2000	2000	4000	6000
	212	Insurance	0	0	0	1000	1000	1000
	213	Official Travel Missions	0	2000	1000	1000	1500	2000
	214	Goods and services expenses	0	3000	3000	3000	3000	3000
Total			0	73500	48000	77500	93000	96500
28		Other Expenditures						
2821		Other Current Expenditures						
	303	Scientific scholarships and training courses	0	5000	5000	5000	5000	5000
	305	Non-Employees' Bonuses	0	15000	15000	15000	25000	25000
Total			0	20000	20000	20000	30000	30000
Total of Activity			0	147500	107700	227500	239000	282500
Total of Program			0	147500	107700	227500	239000	282500
Total of Chapter			11622106	14119000	13584300	17732000	18556000	18859000

# Overall Summary of Capital Expenditures for the Years 2015 - 2019

Chapter : 1201 Supreme Judge Department

( In JDs )

Group	Item	Description	Actual 2015	Estimated 2016	Re-estimated 2016	Estimated 2017	Indicative 2018	Indicative 2019
		Expenditures						
21		Compensations of Employees						
2111		Salaries, Wages and Allowances						
	501	Salaries	29905	200000	200000	220000	220000	220000
<b>Total</b>			<b>29905</b>	<b>200000</b>	<b>200000</b>	<b>220000</b>	<b>220000</b>	<b>220000</b>
22		Use of Goods and Services						
2211		Use of Goods and Services						
	510	Buildings and facilities repair and maintenance	114915	70000	70000	270000	130000	130000
	512	Operating and Sustaining Expenditures	147403	195000	165000	210000	210000	210000
<b>Total</b>			<b>262318</b>	<b>265000</b>	<b>235000</b>	<b>480000</b>	<b>340000</b>	<b>340000</b>
28		Other Expenditures						
2822		Other Capital Expenditures						
	504	Studies, Research and Consultations	9651	0	0	15000	15000	15000
<b>Total</b>			<b>9651</b>	<b>0</b>	<b>0</b>	<b>15000</b>	<b>15000</b>	<b>15000</b>
		Fixed Assets						
31		Non-financial Assets						
3111		Buildings and Constructions						
	508	Works and Constructions	0	200000	200000	617658	1100000	500000
<b>Total</b>			<b>0</b>	<b>200000</b>	<b>200000</b>	<b>617658</b>	<b>1100000</b>	<b>500000</b>
3112		Devices, Machinery and Equipment						
	505	Equipment, Machines and Devices	77488	150000	150000	285000	225000	225000
	506	Vehicles and Equipment	0	100000	80000	0	0	0
<b>Total</b>			<b>77488</b>	<b>250000</b>	<b>230000</b>	<b>285000</b>	<b>225000</b>	<b>225000</b>
3113		Other Fixed Assets						
	511	Equipping and furnishing	39723	80000	70000	0	0	0
<b>Total</b>			<b>39723</b>	<b>80000</b>	<b>70000</b>	<b>0</b>	<b>0</b>	<b>0</b>
3122		Inventories						
	503	Materials and supplies	14988	15000	15000	30000	30000	30000
<b>Total</b>			<b>14988</b>	<b>15000</b>	<b>15000</b>	<b>30000</b>	<b>30000</b>	<b>30000</b>
<b>Total of Chapter</b>			<b>434073</b>	<b>1010000</b>	<b>950000</b>	<b>1647658</b>	<b>1930000</b>	<b>1330000</b>

# Capital Expenditures According to Program and Projects for the Years 2015 - 2019

Chapter : 1201 Supreme Judge Department

( In JDs )

Program 1901 Administration and Support Services								
Project		004 Computerizing Sharia courts/ Department Headquarters						
Fund Source		102001 Capital (Treasury)						
Group	item	Description	Actual 2015	Estimated 2016	Re-estimated 2016	Estimated 2017	Indicative 2018	Indicative 2019
22		Use of Goods and Services						
2211		Use of Goods and Services						
	510	Buildings and facilities repair and maintenance						
	009	Various buildings repair and renovation	29973	0	0	60000	10000	10000
		Total of Item	29973	0	0	60000	10000	10000
	512	Operating and Sustaining Expenditures						
	006	Devices, tools and equipment maintenance	0	0	0	20000	20000	20000
	015	Operating systems and software	10000	20000	10000	30000	30000	30000
		Total of Item	10000	20000	10000	50000	50000	50000
31		Non-financial Assets						
3112		Devices, Machinery and Equipment						
	505	Equipment, Machines and Devices						
	001	Computers and accessories	37781	50000	50000	55000	55000	55000
		Total of Item	37781	50000	50000	55000	55000	55000
		Total of Project / Treasury	77754	70000	60000	165000	115000	115000
		Total of Program	77754	70000	60000	165000	115000	115000



Capital Expenditures According to Program and Projects for the Years 2015 - 2019

Chapter : 1201 Supreme Judge Department

( In JDs )

Program 1905 Sharia Judiciary								
Project		001 Sharia Judiciary Program Administration Project						
Fund Source		102001 Capital (Treasury)						
Group	item	Description	Actual 2015	Estimated 2016	Re-estimated 2016	Estimated 2017	Indicative 2018	Indicative 2019
22		Use of Goods and Services						
2211		Use of Goods and Services						
	510	Buildings and facilities repair and maintenance						
	009	Various buildings repair and renovation	29976	30000	30000	100000	100000	100000
		<b>Total of Item</b>	<b>29976</b>	<b>30000</b>	<b>30000</b>	<b>100000</b>	<b>100000</b>	<b>100000</b>
	512	Operating and Sustaining Expenditures						
	008	Qualifying and training expenses	0	10000	10000	20000	20000	20000
	032	Conferences, celebrations and workshops	0	0	0	30000	30000	30000
	036	Computerization and automation operations expenses	0	0	0	25000	25000	25000
	999	n.e.c	64484	65000	65000	0	0	0
		<b>Total of Item</b>	<b>64484</b>	<b>75000</b>	<b>75000</b>	<b>75000</b>	<b>75000</b>	<b>75000</b>
31		Non-financial Assets						
3112		Devices, Machinery and Equipment						
	505	Equipment, Machines and Devices						
	001	Computers and accessories	0	50000	50000	100000	100000	100000
	003	Office supplies and equipment	4996	10000	10000	20000	20000	20000
		<b>Total of Item</b>	<b>4996</b>	<b>60000</b>	<b>60000</b>	<b>120000</b>	<b>120000</b>	<b>120000</b>
	506	Vehicles and Equipment						
	001	Sedan vehicles	0	100000	80000	0	0	0
		<b>Total of Item</b>	<b>0</b>	<b>100000</b>	<b>80000</b>	<b>0</b>	<b>0</b>	<b>0</b>
3113		Other Fixed Assets						
	511	Equipping and furnishing						
	006	Furnishing and equipping the buildings and facilities	9998	25000	25000	0	0	0
		<b>Total of Item</b>	<b>9998</b>	<b>25000</b>	<b>25000</b>	<b>0</b>	<b>0</b>	<b>0</b>
3122		Inventories						
	503	Materials and supplies						
	001	Computer supplies and accessories	0	0	0	20000	20000	20000
	999	n.e.c	9999	10000	10000	0	0	0
		<b>Total of Item</b>	<b>9999</b>	<b>10000</b>	<b>10000</b>	<b>20000</b>	<b>20000</b>	<b>20000</b>
		<b>Total of Project / Treasury</b>	<b>119453</b>	<b>300000</b>	<b>280000</b>	<b>315000</b>	<b>315000</b>	<b>315000</b>

# Capital Expenditures According to Program and Projects for the Years 2015 - 2019

Chapter : 1201 Supreme Judge Department

( In JDs )

Program 1905 Sharia Judiciary								
Project		004 Family reform and guidance						
Fund Source		102001 Capital (Treasury)						
Group	item	Description	Actual 2015	Estimated 2016	Re-estimated 2016	Estimated 2017	Indicative 2018	Indicative 2019
21		Compensations of Employees						
2111		Salaries, Wages and Allowances						
	501	Salaries						
	004	Bonuses	29905	200000	200000	220000	220000	220000
		Total of Item	29905	200000	200000	220000	220000	220000
22		Use of Goods and Services						
2211		Use of Goods and Services						
	510	Buildings and facilities repair and maintenance						
	009	Various buildings repair and renovation	15000	40000	40000	110000	20000	20000
	999	n.e.c	39966	0	0	0	0	0
		Total of Item	54966	40000	40000	110000	20000	20000
	512	Operating and Sustaining Expenditures						
	008	Qualifying and training expenses	5894	10000	10000	55000	55000	55000
	999	n.e.c	10000	10000	10000	0	0	0
		Total of Item	15894	20000	20000	55000	55000	55000
28		Other Expenditures						
2822		Other Capital Expenditures						
	504	Studies, Research and Consultations						
	005	Social studies	9651	0	0	15000	15000	15000
		Total of Item	9651	0	0	15000	15000	15000
31		Non-financial Assets						
3112		Devices, Machinery and Equipment						
	505	Equipment, Machines and Devices						
	001	Computers and accessories	14999	5000	5000	50000	20000	20000
	003	Office supplies and equipment	9713	5000	5000	40000	10000	10000
		Total of Item	24712	10000	10000	90000	30000	30000
3113		Other Fixed Assets						
	511	Equipping and furnishing						
	006	Furnishing and equipping the buildings and facilities	29725	25000	15000	0	0	0
		Total of Item	29725	25000	15000	0	0	0
3122		Inventories						
	503	Materials and supplies						
	001	Computer supplies and accessories	0	0	0	10000	10000	10000
	999	n.e.c	4989	5000	5000	0	0	0
		Total of Item	4989	5000	5000	10000	10000	10000
		Total of Project / Treasury	169842	300000	290000	500000	350000	350000

# Capital Expenditures According to Program and Projects for the Years 2015 - 2019

Chapter : 1201 Supreme Judge Department

( In JDs )

Program 1905 Sharia Judiciary								
Project		010 Developing the archiving and filing system/Sharia Courts						
Fund Source		102001 Capital (Treasury)						
Group	item	Description	Actual 2015	Estimated 2016	Re-estimated 2016	Estimated 2017	Indicative 2018	Indicative 2019
22		Use of Goods and Services						
2211		Use of Goods and Services						
	512	Operating and Sustaining Expenditures						
	036	Computerization and automation operations expenses	4279	5000	5000	0	0	0
		Total of Item	4279	5000	5000	0	0	0
31		Non-financial Assets						
3112		Devices, Machinery and Equipment						
	505	Equipment, Machines and Devices						
	001	Computers and accessories	9999	10000	10000	0	0	0
		Total of Item	9999	10000	10000	0	0	0
		Total of Project / Treasury	14278	15000	15000	0	0	0
Project		011 Training and sending judges on scholarships/ Sharia Courts						
Fund Source		102001 Capital (Treasury)						
Group	item	Description	Actual 2015	Estimated 2016	Re-estimated 2016	Estimated 2017	Indicative 2018	Indicative 2019
22		Use of Goods and Services						
2211		Use of Goods and Services						
	512	Operating and Sustaining Expenditures						
	008	Qualifying and training expenses	11626	15000	15000	0	0	0
		Total of Item	11626	15000	15000	0	0	0
		Total of Project / Treasury	11626	15000	15000	0	0	0
Project		013 Computerizing Sharia courts/ Sharia courts						
Fund Source		102001 Capital (Treasury)						
Group	item	Description	Actual 2015	Estimated 2016	Re-estimated 2016	Estimated 2017	Indicative 2018	Indicative 2019
22		Use of Goods and Services						
2211		Use of Goods and Services						
	512	Operating and Sustaining Expenditures						
	015	Operating systems and software	21120	40000	20000	0	0	0
	999	n.e.c	20000	20000	20000	0	0	0
		Total of Item	41120	60000	40000	0	0	0
		Total of Project / Treasury	41120	60000	40000	0	0	0
Project		014 Establishing Sharia palace of justice /Aqaba						
Fund Source		102001 Capital (Treasury)						
Group	item	Description	Actual 2015	Estimated 2016	Re-estimated 2016	Estimated 2017	Indicative 2018	Indicative 2019
31		Non-financial Assets						
3111		Buildings and Constructions						
	508	Works and Constructions						
	013	Miscellaneous buildings construction	0	200000	200000	500000	600000	0
		Total of Item	0	200000	200000	500000	600000	0
		Total of Project / Treasury	0	200000	200000	500000	600000	0

# Capital Expenditures According to Program and Projects for the Years 2015 - 2019

Chapter : 1201 Supreme Judge Department

( In JDs )

Program 1905 Sharia Judiciary								
Project		016 Establishing Sharia palace of justice /Northern Shouneh						
Fund Source		102001 Capital (Treasury)						
Group	item	Description	Actual 2015	Estimated 2016	Re-estimated 2016	Estimated 2017	Indicative 2018	Indicative 2019
31		Non-financial Assets						
3111		Buildings and Constructions						
	508	Works and Constructions						
	013	Miscellaneous buildings construction	0	0	0	117658	500000	500000
		Total of Item	0	0	0	117658	500000	500000
		Total of Project / Treasury	0	0	0	117658	500000	500000
		Total of Program	356319	890000	840000	1432658	1765000	1165000

# Capital Expenditures According to Program and Projects for the Years 2015 - 2019

Chapter : 1201 Supreme Judge Department

( In JDs )

Program 1910 Shariah Judiciary Institute								
Project		001 Sustaining Shariah Judicial Institute Project						
Fund Source		102001 Capital (Treasury)						
Group	item	Description	Actual 2015	Estimated 2016	Re-estimated 2016	Estimated 2017	Indicative 2018	Indicative 2019
22		Use of Goods and Services						
2211		Use of Goods and Services						
	512	Operating and Sustaining Expenditures						
	008	Qualifying and training expenses	0	0	0	30000	30000	30000
		Total of Item	0	0	0	30000	30000	30000
31		Non-financial Assets						
3112		Devices, Machinery and Equipment						
	505	Equipment, Machines and Devices						
	001	Computers and accessories	0	20000	20000	20000	20000	20000
		Total of Item	0	20000	20000	20000	20000	20000
3113		Other Fixed Assets						
	511	Equipping and furnishing						
	009	Office supplies and furniture	0	30000	30000	0	0	0
		Total of Item	0	30000	30000	0	0	0
		Total of Project / Treasury	0	50000	50000	50000	50000	50000
		Total of Program	0	50000	50000	50000	50000	50000
		Total of Chapter	434073	1010000	950000	1647658	1930000	1330000