

## Chapter : 1601 Ministry of Industry, Trade and Supply

- Creation:** The Ministry of Industry and Trade was established in 1952 under the name of Ministry of Economy and Trade. Under Ministry of National Economy Organization and Administration Bylaw No. (12) for the year 1971, it became to be known as the Ministry of National Economy. In line with the international economic developments, Jordan's direction towards economic and trade openness and enhancement of the free economy mechanisms and market forces, Industry and Trade Law No. (18) for the year 1998 was issued; under which the Ministry of Supply was cancelled and its directorates were merged with the directorates of the Ministry of Industry and Trade as the legal successor of the Ministry of Supply.
- Vision :** To create a business environment that is competitive and stimulated for the industry and trade sectors
- Mission:** Enhancing the business environment to be more competitive through developing economic policies and legislations to guarantee protection of the rights of both the consumers and the business sector
- Legal Framework :** Industry and Trade Law No. (18) for the year 1998, and amendments thereto

### Tasks of the Ministry / Department:

- Promote progress and economic growth to support the competitiveness ability of Kingdom globally within long-term objective is to raise the standards of living for the citizens of Jordan, by contributing of the following themes:-
- Industry theme: Draft industrial policy that aims to increase industrial development and competitiveness, entrench the free market principles and protect innovation and creativity and the business sector.
- External trade theme: Draft trade policy that aims to develop trade and open markets for national products abroad.
- Domestic trade theme: It includes draft supply policy of the Kingdom, enhance competition policy, preventing monopoly, consumer protection policy, manage the Kingdom's strategic storage of wheat and barley and organize the sale of basic materials in addition to controlling the markets and assuring quality of materials.
- Insurance theme: Protect the insured and beneficiaries from insurance and control the companies' financial capacity to provide insurance coverage to protect these rights and strengthen the cooperation and integration relations with the insurance regulatory commissions at the international and Arab levels.

### Ministry/Department Contribution to the Achievement of the National Objectives:

- Develop the national economy to be prosperous and open to international markets.
- Enable the national economy to accommodate the growing annual flow of Jordanian labor.
- Enhance the supply theme in the policies of food security, consumer protection and goods quality assurance and availability in the markets at reasonable prices.
- Enhance government administration to be financially stable, transparent and accountable.

### Major Issues and Challenges which face the Ministry / Department:

- Keep pace with the update and development of investment laws, bylaws and legislation.
- The limited information sources and lack of a necessary database to conduct investigations and studies related to program implementation within the strategic plan.
- Lack of qualified human resources and job attrition.

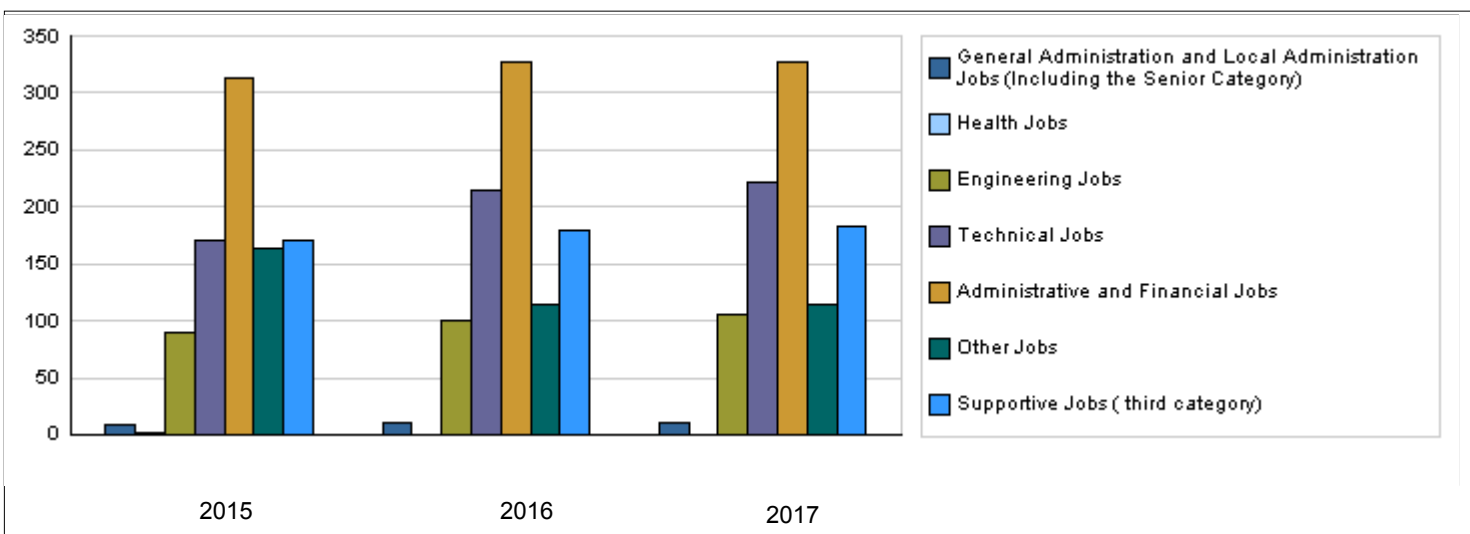
CHAPTER : 1601 Ministry of Industry, Trade and Supply

Strategic Objectives and Performance Indicators of the Ministry / Department

Strategic Objective	Performance Indicator	Base year	Value	Actual Value	Target Value	Preliminary Self Evaluation	Target Value		
				2015	2016		2016	2017	2018
1 - To encourage the national industry and enhance its competitiveness	1 Increase in the industrial production contribution to the GDP	2015	%24	%24	%25.5	%24	%25	%23	%23
	2 Growth in the volume of production of the industrial sector (JDs billion)	2015	5.35	5.35	5.54	5.1	5.73	5.93	6.1
	3 Increase in the industrial sector's share of total credit facilities	2015	%15	%15	%16	%10	%18	%18	%19
2 - To promote the product Jordan's position in the global markets, entry into new markets and strengthen the public-private partnership	1 Number of commercial missions to foreign markets	2015	3	3	2	2	3	3	3
	2 Number of topics displayed on the Advisory Board of the Ministry	2015	4	4	6	6	6	6	6
3 - To organize the internal trade which will ensure food security, consumer protection, mechanisms development of strategic inventory management of basic material and strengthening mechanisms of support delivery for those who deserve it	1 Number of the seizures expressed in violators	2015	8347	8347	8597	8347	8096	7353	7617
	2 Number of complaints related to provision and quality of the basic commodities	2009	300	148	140	86	130	130	130
	3 Number of complaints by those dealing with local markets	2009	420	529	500	536	470	400	430
4 - To develop and improve the provided services	1 Service recipients' satisfaction on provided services	2015	%75	%75	%78	%79	%80	%82	%84
	2 Number of electronic link projects with partners	2015	12	12	13	7	15	15	16
	3 Number of departments obtained the quality certificate	2015	5	5	7	9	9	10	12
5 - To enhance the integrity and oversight system and the optimal exploitation of resources	1 Quantity of paper consumption (package)	2015	5800	5800	5626	6000	5760	5472	5144
	2 Value of ink consumption (JDs)	2015	65000	65000	63050	63050	59897	55704	51804
	3 Quantity of fuel consumption (liter)	2015	85000	85000	81450	81450	79821	78224	76660
6 - To develop the insurance sector and strengthen social safety networks	1 Average of insurance spread	2015	%2.1	%2.1	%2.1	%2.1	%2.2	%2.3	%2.5
	2 Share of Individual of insurance premiums (in JDs)	2015	79	79	80	60	81	84	86
	3 Contribution of the insurance sector to the GDP	2015	%2.08	%2.08	%2.09	%2.1	%2.1	%2.2	%2.4

Number of Staff of the Ministry / Department

Group	Job	2015			2016			Preliminary 2017		
		Male	Female	Total	Male	Female	Total	Male	Female	Total
General Administration and Local Administration Jobs (Including the Senior Category)	Supervisory and leadership jobs	8	0	8	11	0	11	11	0	11
Health Jobs		1	0	1	0	0	0	0	0	0
Engineering Jobs	Various engineering jobs	68	22	90	72	28	100	75	30	105
Technical Jobs	Other technical jobs	95	75	170	116	99	215	120	102	222
Administrative and Financial Jobs	Various administrative and financial jobs	215	98	313	225	102	327	228	100	328
Other Jobs	Other various jobs	112	51	163	88	26	114	87	27	114
Supportive Jobs ( third category)	Various supportive jobs	132	38	170	142	38	180	145	38	183
Total		631	284	915	654	293	947	666	297	963
Total Cost of Salaries		4297399	1930716	6228115	4529850	2035150	6565000	5132910	2306090	7439000



Key Information of the Ministry / Department	
No.	Description
1	Issue the manual of certificate of origin issuance procedures and circulate it to the concerned agencies.
2	Finish the preparation of final draft of the national strategy of international trade document.
3	Sign free trade agreements with a number of countries.
4	Start the application of trade names and individual institutions registration services electronically.
5	Prepare draft national industrial policy and discuss its themes with the concerned agencies.
6	Finish the Jordanian- European twinning project of the Ministry of Industry.

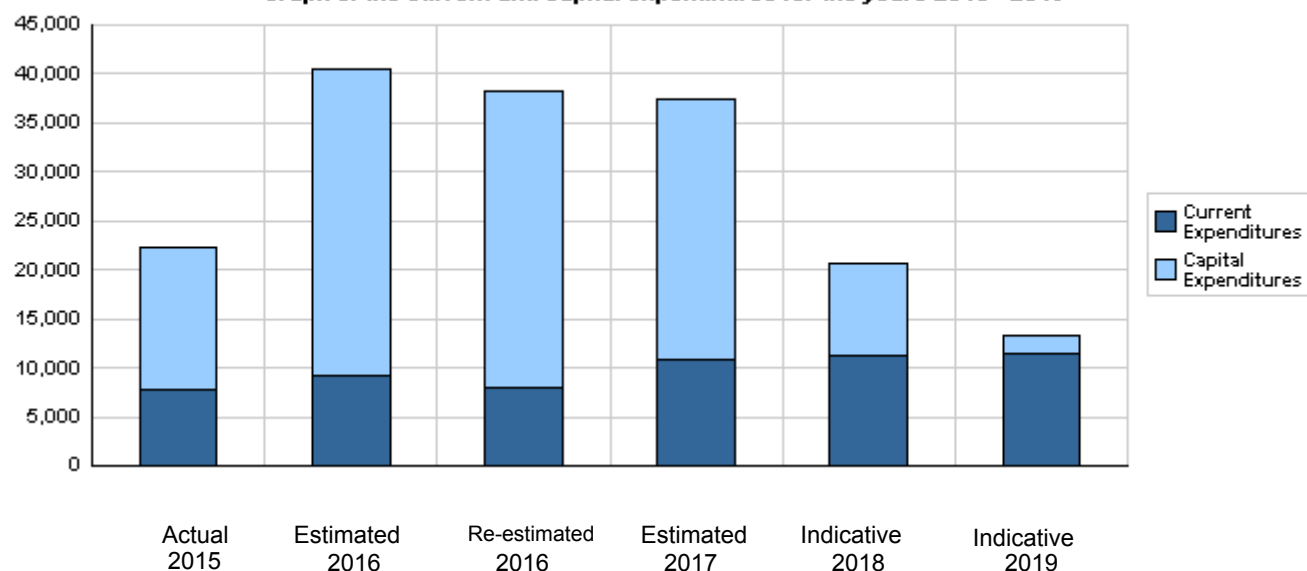
**Overall Summary of Expenditures for Chapter 1601- Ministry of Industry, Trade and Supply  
for the Years 2015 - 2019**

( In JDs )

Description		Actual 2015	Estimated 2016	Re-estimated 2016	Estimated 2017	Indicative	
						2018	2019
<b>Group</b>	<b>Current Expenditures</b>						
2111	Salaries, Wages and Allowances	5,740,681	6,576,000	6,065,000	6,789,000	6,990,000	7,141,000
2121	Social Security Contributions	487,434	550,000	500,000	650,000	670,000	683,000
2211	Use of Goods and Services	641,023	745,000	671,000	703,000	765,000	765,000
2511	Subsidies to Public Corporations	0	0	0	1,730,000	1,730,000	1,730,000
2631	Support to General Government Units	891,000	1,244,000	700,000	938,000	1,039,000	1,067,000
2821	Other Current Expenditures	57,234	40,000	40,000	40,000	40,000	40,000
<b>Total current expenditures</b>		<b>7,817,372</b>	<b>9,155,000</b>	<b>7,976,000</b>	<b>10,850,000</b>	<b>11,234,000</b>	<b>11,426,000</b>
<b>Capital Expenditures</b>							
2111	Salaries, Wages and Allowances	7,948	40,000	40,000	0	0	0
2211	Use of Goods and Services	455,899	1,438,000	868,000	1,357,800	1,078,800	988,800
2632	Support to General Government Units/ Capital	337,500	1,494,000	1,206,000	2,736,000	973,000	811,000
2822	Other Capital Expenditures	3,900	175,000	100,000	115,000	95,000	95,000
3111	Buildings and Constructions	13,616,422	28,000,000	28,000,000	22,314,000	7,320,000	0
3112	Devices, Machinery and Equipment	22,866	152,000	127,000	27,200	36,200	26,200
<b>Total capital expenditures</b>		<b>14,444,535</b>	<b>31,299,000</b>	<b>30,341,000</b>	<b>26,550,000</b>	<b>9,503,000</b>	<b>1,921,000</b>
<b>Treasury</b>		<b>14,444,535</b>	<b>31,299,000</b>	<b>30,341,000</b>	<b>26,550,000</b>	<b>9,503,000</b>	<b>1,921,000</b>
<b>Total current and capital expenditures</b>		<b>22,261,907</b>	<b>40,454,000</b>	<b>38,317,000</b>	<b>37,400,000</b>	<b>20,737,000</b>	<b>13,347,000</b>

( Thousands of JDs )

**Graph of the current and capital expenditures for the years 2015 - 2019**



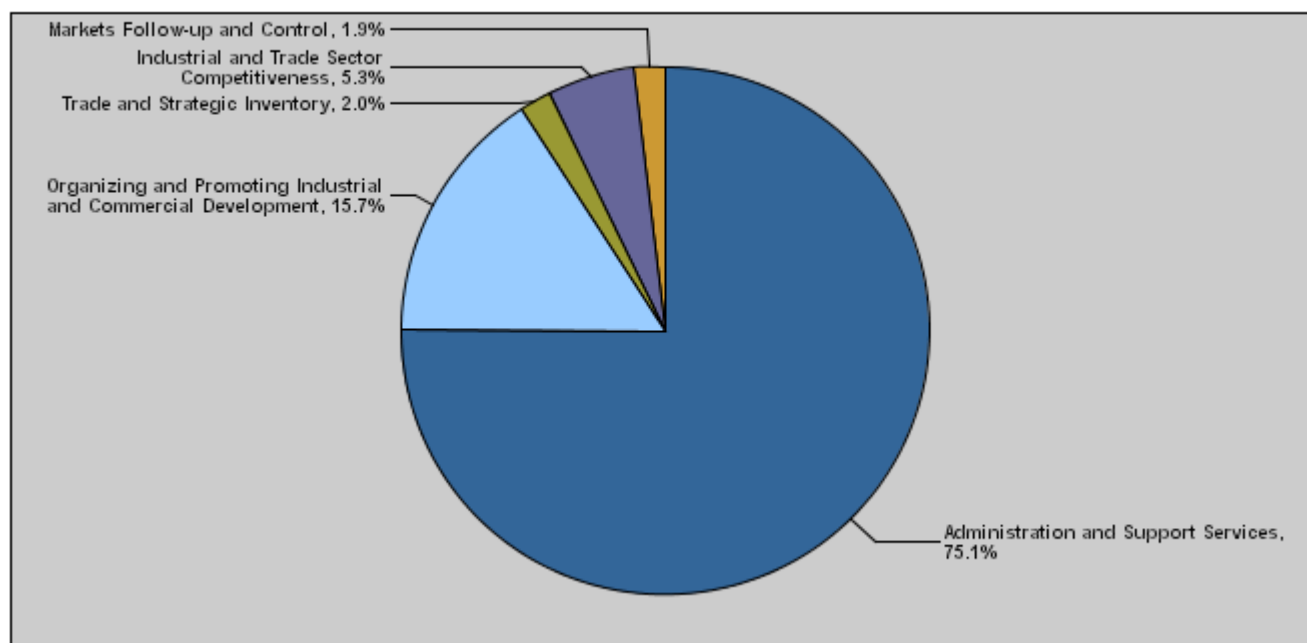
Budget of Chapter 1601 - Ministry of Industry, Trade and Supply

For the Year 2017 Distributed According to Program

( In JDs )

Prog.	Description	Current Expenditures	Capital Expenditures	Total Expenditures
2801	Administration and Support Services	5,719,000	22,364,000	28,083,000
2805	Organizing and Promoting Industrial and Commercial Development	1,919,000	3,971,000	5,890,000
2810	Trade and Strategic Inventory	675,000	65,000	740,000
2815	Industrial and Trade Sector Competitiveness	1,900,000	95,000	1,995,000
2820	Markets Follow-up and Control	637,000	55,000	692,000
	<b>Total</b>	<b>10,850,000</b>	<b>26,550,000</b>	<b>37,400,000</b>

**Total Expenditures for the Year 2017 Distributed According to Programs**



**Estimated Allocations for Females distributed according to Programs for the Years 2015 - 2019**

Program	2015	2016	2017	2018	2019
2801 Administration and Support Services	1079616	952272	1568000	1602000	1616000
2805 Organizing and Promoting Industrial and Commercial Development	349256	611320	1001000	677000	642000
2810 Trade and Strategic Inventory	291400	368000	407000	412000	430000
2815 Industrial and Trade Sector Competitiveness	514568	785000	838000	848000	861000
2820 Markets Follow-up and Control	100866	102488	127000	133000	137000
<b>Total</b>	<b>2335706</b>	<b>2819080</b>	<b>3941000</b>	<b>3672000</b>	<b>3686000</b>

Budget Chapter 1601 - Ministry of Industry, Trade and Supply Distributed According to the Program

2801	Administration and Support Services Program
------	---

Objective of the program :

This program aims to improve the administrative capacities, update the bylaws and instructions for developing the work of remaining programs and the executive strategic and executive plans of all the Ministry's directorates and sections to ensure effective and distinguished implementation to achieve the relevant objectives and assist in implementing their tasks.

The strategic objective related to the program :

Enhance the integrity and oversight system and the optimal exploitation of resources.  
Develop the insurance sector and strengthen social safety networks.

Directorates associated with the program :

- 1- Directorate of Financial Affairs and Commercial Account
- 2- Internal Control Directorate
- 3- Computer Directorate
- 4- Administrative Affairs Directorate
- 5- Human Resources Development Directorate
- 6- Maintenance and technical Services Directorate
- 7- Development and institutional Performance Directorate
- 8- Insurance Administration

Services provided by the program :

Provide the financial and administrative support to all programs, projects and activities of the Ministry.

Staff working in the program :

The program is implemented through a functional staff in 2016 estimated with ( 389 ) staff, including ( 283 ) males and ( 106 ) females .

Performance Measurement Indicators for Program

Performance Measurement Indicator	Base Year	Value	Actual value	Target Value	Preliminary Self Evaluation	Target Value		
			2015	2016		2016	2017	2018
1 Percentage of annual achievement of strategic plan	2014	%89	%89	%89.9	%90	%90.8	%91.7	%92.6
2 Number of simplified work procedures of service recipients	2015	7	7	7	7	7	7	7

Appropriations Of Administration and Support Services Program as Per Activities and Projects. ( In JDs )

Activities and Projects	Actual	Estimated	Re-estimated	Estimated	Indicative	
	2015	2016	2016	2017	2018	2019
Current Expenditures	3,969,178	3,781,000	3,501,000	5,719,000	5,881,000	5,930,000
601 Administrative and Support Services	3,969,178	3,781,000	3,501,000	5,719,000	5,881,000	5,930,000
Capital Expenditures	13,935,090	28,222,000	28,125,000	22,364,000	7,380,000	60,000
001 Administration Project	258,345	0	0	0	0	0
004 Project of Establishment of Industrial Cities in the Kingdom	8,956,422	10,000,000	10,000,000	2,314,000	0	0
005 Silos Expansion Project	4,660,000	18,000,000	18,000,000	20,000,000	7,320,000	0
006 Insurance administration	54,012	222,000	125,000	50,000	60,000	60,000
007 National Export Strategy	6,311	0	0	0	0	0
Program / Treasury	13,935,090	28,222,000	28,125,000	22,364,000	7,380,000	60,000
Total Program	17,904,268	32,003,000	31,626,000	28,083,000	13,261,000	5,990,000

Budget Chapter 1601 - Ministry of Industry, Trade and Supply Distributed According to the Program

2805	Organizing and Promoting Industrial and Commercial Development Program
<b>Objective of the program :</b>	
This program aims to work on developing the industry and trade and increase the efficiency of local industry to be capable of competing international products.	
<b>The strategic objective related to the program :</b>	
Promote the product Jordan's position in the global markets, entry into new markets and strengthen the public-private partnership.	
<b>Directorates associated with the program :</b>	
1- External Directorates (governorates) 2- Trade Directorate 3- Inventory Directorate	
<b>Services provided by the program :</b>	
<ul style="list-style-type: none"> <li>- Contribute to improving the citizen's living standards.</li> <li>- Contribute to improving the quality of national industry and improve the level of public safety in factories.</li> <li>- Contribute to opening new markets through the signed trade protocols and agreements.</li> </ul>	
<b>Staff working in the program :</b>	
The program is implemented through a functional staff in 2016 estimated with ( 153 ) staff, including ( 127 ) males and ( 26 ) females .	

Performance Measurement Indicators for Program

Performance Measurement Indicator	Base Year	Value	Actual value	Target Value	Preliminary Self Evaluation	Target Value		
			2015	2016		2016	2017	2018
1 Number of applications for production inputs exemption from customs (annually)	2015	23	23	20	30	18	15	12
2 Number of factories included in the industrial awareness and control programs	2015	500	500	600	530	560	600	650
3 Number of commercial missions to foreign markets	2015	3	3	3	2	2	2	2

Appropriations Of Organizing and Promoting Industrial and Commercial Development Program as Per Activities and Projects. ( In JDs )

Activities and Projects	Actual	Estimated	Re-estimated	Estimated	Indicative	
	2015	2016	2016	2017	2018	2019
<b>Current Expenditures</b>	1,672,140	2,097,000	1,515,000	1,919,000	2,037,000	2,091,000
601 Organizing and implementing investment promotion programs	781,140	853,000	815,000	981,000	998,000	1,024,000
602 Supporting investment affairs institutions	891,000	1,244,000	700,000	938,000	1,039,000	1,067,000
<b>Capital Expenditures</b>	382,308	2,862,000	2,081,000	3,971,000	1,948,000	1,686,000
001 Organizing and Promoting Industrial and Commercial Development Program Administration Project	7,948	815,000	585,000	470,000	510,000	560,000
005 Supporting Jordan Enterprise Development Corporation projects	337,500	430,000	195,000	200,000	175,000	175,000
007 Implementing the industrial policy document	26,372	170,000	100,000	500,000	300,000	200,000
011 Protecting the national production and combating dumping	10,488	88,000	50,000	45,000	45,000	45,000
013 Implementation of the trade policy	0	145,000	90,000	50,000	60,000	50,000
014 Establishing industrial observatory	0	150,000	50,000	170,000	60,000	20,000
015 Supporting the Investment Commission projects	0	1,064,000	1,011,000	2,536,000	798,000	636,000
<b>Program / Treasury</b>	382,308	2,862,000	2,081,000	3,971,000	1,948,000	1,686,000
<b>Total Program</b>	2,054,448	4,959,000	3,596,000	5,890,000	3,985,000	3,777,000

Budget Chapter 1601 - Ministry of Industry, Trade and Supply Distributed According to the Program

2810	Trade and Strategic Inventory Program
------	---------------------------------------

Objective of the program :

The program aims to enhance the role of local and external trade in the Gross Domestic Product (GDP) and provide the citizen with basic goods with suitable quality at reasonable prices as well as to preserve the animal resources through increasing the number of fodder centers to facilitate serving livestock raisers.

The strategic objective related to the program :

Organize the internal trade which will ensure enhancing food security, consumer protection, mechanisms development of strategic inventory management of basic material and strengthening mechanisms of support delivery for those who deserve it.

Directorates associated with the program :

- 1- Central Commercial Register Directorate
- 2- Legal Affairs Directorate

Services provided by the program :

- Provide basic goods to the citizens at reasonable quality and price.

Staff working in the program :

The program is implemented through a functional staff in 2016 estimated with ( 109 ) staff, including ( 49 ) males and ( 60 ) females .

Performance Measurement Indicators for Program

Performance Measurement Indicator	Base Year	Value	Actual value	Target Value	Preliminary Self Evaluation	Target Value		
			2015	2016		2016	2017	2018
1 Number of trade registries whose statuses are rectified (annually)	2009	4000	3500	2600	3500	3500	3500	3500

Appropriations Of Trade and Strategic Inventory Program as Per Activities and Projects. ( In JDs )

Activities and Projects	Actual	Estimated	Re-estimated	Estimated	Indicative	
	2015	2016	2016	2017	2018	2019
Current Expenditures	507,841	689,000	619,000	675,000	694,000	722,000
601 Regulating domestic and foreign trade	507,841	689,000	619,000	675,000	694,000	722,000
Capital Expenditures	22,002	55,000	50,000	65,000	55,000	60,000
002 Adjusting Commercial Register Status	22,002	55,000	50,000	65,000	55,000	60,000
Program / Treasury	22,002	55,000	50,000	65,000	55,000	60,000
Total Program	529,843	744,000	669,000	740,000	749,000	782,000



Budget Chapter 1601 - Ministry of Industry, Trade and Supply Distributed According to the Program

2815	Industrial and Trade Sector Competitiveness Program
------	---

Objective of the program :

The program aims to develop a policy for competition which enforces market mechanisms through upgrading the capacities of the concerned parties with applying the competition law and raising awareness on its provisions, found a database to be relied upon in conducting studies related to competition in markets and the status of competition in some economic sectors and reach independence as applied in the international competition commissions.

The strategic objective related to the program :

Encourage the national industry and enhance its competitiveness.

Directorates associated with the program :

- 1- Industrial Development Directorate
- 2- National Production Protection Directorate
- 3- Industrial Property Protection Directorate
- 4- Competitiveness Directorate
- 5- Economic Policies and Constulations Directorate
- 6- Foreign Trade Policy Directorate

Services provided by the program :

- Enhance local competitiveness and capacities.
- Contribute to improving the investment environment.

Staff working in the program :

The program is implemented through a functional staff in 2016 estimated with ( 198 ) staff, including ( 115 ) males and ( 83 ) females .

Performance Measurement Indicators for Program

Performance Measurement Indicator	Base Year	Value	Actual value	Target Value	Preliminary Self Evaluation	Target Value		
			2015	2016		2016	2017	2018
1	2015	37	37	42	31	47	52	59
2	2015	3	3	1	2	1	1	1
3	2015	7489	7489	7550	7340	7600	7700	7800

Appropriations Of Industrial and Trade Sector Competitiveness Program as Per Activities and Projects. ( In JDs )

Activities and Projects	Actual	Estimated	Re-estimated	Estimated	Indicative	
	2015	2016	2016	2017	2018	2019
<b>Current Expenditures</b>	1,208,853	2,081,000	1,834,000	1,900,000	1,944,000	1,981,000
601 Enhancing competitive capacity for the industrial and commercial sector	1,208,853	2,081,000	1,834,000	1,900,000	1,944,000	1,981,000
<b>Capital Expenditures</b>	16,309	95,000	35,000	95,000	75,000	70,000
001 Spreading competition culture	9,111	70,000	25,000	70,000	50,000	50,000
003 Promoting and raising the awareness on the significance of industrial ownership rights	7,198	25,000	10,000	25,000	25,000	20,000
Program / Treasury	16,309	95,000	35,000	95,000	75,000	70,000
<b>Total Program</b>	<b>1,225,162</b>	<b>2,176,000</b>	<b>1,869,000</b>	<b>1,995,000</b>	<b>2,019,000</b>	<b>2,051,000</b>

Budget Chapter 1601 - Ministry of Industry, Trade and Supply Distributed According to the Program

2820	Markets Follow-up and Control Program
------	---------------------------------------

Objective of the program :

This program aims to ensure the quality of goods and their availability in the markets at reasonable prices and prevent the merchants' manipulation of the customer's food in a manner that preserves the rights of merchants and owners of food factories through effective control on markets and activation of the Consumer Protection Society' work.

The strategic objective related to the program :

Develop and improve the provided services.

Directorates associated with the program :

1- External Directorates (Markets Surveillance and Supply Directorate)

Services provided by the program :

- Improve the level of services provided to citizens.

Staff working in the program :

The program is implemented through a functional staff in 2016 estimated with ( 98 ) staff, including ( 80 ) males and ( 18 ) females .

Performance Measurement Indicators for Program

Performance Measurement Indicator	Base Year	Value	Actual value	Target Value	Preliminary Self Evaluation	Target Value			
			2015	2016		2016	2017	2018	2019
1	Number of the offenses expressed in violators	2015	8347	8347	8597	8347	8096	7353	7617

Appropriations Of Markets Follow-up and Control Program as Per Activities and Projects. ( In JDs )

Activities and Projects	Actual	Estimated	Re-estimated	Estimated	Indicative	
	2015	2016	2016	2017	2018	2019
Current Expenditures	459,360	507,000	507,000	637,000	678,000	702,000
601 Markets control and follow up	459,360	507,000	507,000	637,000	678,000	702,000
Capital Expenditures	88,826	65,000	50,000	55,000	45,000	45,000
001 Markets Follow- up and Control Program Administration Project	88,826	65,000	50,000	55,000	45,000	45,000
Program / Treasury	88,826	65,000	50,000	55,000	45,000	45,000
Total Program	548,186	572,000	557,000	692,000	723,000	747,000

## Capital Expenditures Distributed According to Governorates

Chapter : 1601 Ministry of Industry, Trade and Supply

( In JDs )

Governorate		Actual 2015	Estimated 2016	Re-estimated 2016	Estimated 2017	Indicative 2018	Indicative 2019
11	National level	5407460	21061000	20103000	24152000	9407000	1825000
21	Irbid Governorate	29832	19900	19900	7000	8000	8000
22	Ma'raq Governorate	4256	19900	19900	7000	8000	8000
23	Jerash Governorate	2689	2319900	2319900	487000	8000	8000
24	Ajloun Governorate	5973	19900	19900	7000	8000	8000
31	The Capital Governorate	4633	19900	19900	7000	8000	8000
32	Balqa' Governorate	506732	2219900	2219900	507000	8000	8000
33	Zarqa Governorate	8464590	19900	19900	7000	8000	8000
34	Ma'daba Governorate	0	3019100	3019100	607000	8000	8000
41	Karak Governorate	3944	19900	19900	7000	8000	8000
42	Ma'an Governorate	0	19900	19900	7000	8000	8000
43	Tafilah Governorate	6561	2519900	2519900	741000	8000	8000
44	Aqaba Governorate	7865	19900	19900	7000	8000	8000
<b>Total</b>		<b>14444535</b>	<b>31299000</b>	<b>30341000</b>	<b>26550000</b>	<b>9503000</b>	<b>1921000</b>

## Chapter : 1601 Ministry of Industry, Trade and Supply \*

( In JDs )

Current Activities Appropriations According to Program								
Prog.	Activites		Actual	Estimated	Re-estimated	Estimated	Indicative	Indicative
			2015	2016	2016	2017	2018	2019
2815	601	Enhancing competitive capacity for the industrial and commercial sector	1208853	2081000	1834000	1900000	1944000	1981000
		Total of Program	1208853	2081000	1834000	1900000	1944000	1981000
2805	601	Organizing and implementing investment promotion programs	781140	853000	815000	981000	998000	1024000
	602	Supporting investment affairs institutions	891000	1244000	700000	938000	1039000	1067000
		Total of Program	1672140	2097000	1515000	1919000	2037000	2091000
2810	601	Regulating domestic and foreign trade	507841	689000	619000	675000	694000	722000
		Total of Program	507841	689000	619000	675000	694000	722000
2820	601	Markets control and follow up	459360	507000	507000	637000	678000	702000
		Total of Program	459360	507000	507000	637000	678000	702000
2801	601	Administrative and Support Services	3969178	3781000	3501000	5719000	5881000	5930000
		Total of Program	3969178	3781000	3501000	5719000	5881000	5930000
		Total	7817372	9155000	7976000	10850000	11234000	11426000

Capital Projects Appropriations According to Program								
Prog.	Projects		Actual	Estimated	Re-estimated	Estimated	Indicative	Indicative
			2015	2016	2016	2017	2018	2019
2815	001	Spreading competition culture	9111	70000	25000	70000	50000	50000
	003	Promoting and raising the awareness on the significance of industrial ownership rights	7198	25000	10000	25000	25000	20000
		Total of Program	16309	95000	35000	95000	75000	70000
2805	001	Organizing and Promoting Industrial and Commercial Development Program Administration Project	7948	815000	585000	470000	510000	560000
	005	Supporting Jordan Enterprise Development Corporation projects	337500	430000	195000	200000	175000	175000
	007	Implementing the industrial policy document	26372	170000	100000	500000	300000	200000
	011	Protecting the national production and combating dumping	10488	88000	50000	45000	45000	45000
	013	Implementation of the trade policy	0	145000	90000	50000	60000	50000
	014	Establishing industrial observatory	0	150000	50000	170000	60000	20000
	015	Supporting the Investment Commission projects	0	1064000	1011000	2536000	798000	636000
		Total of Program	382308	2862000	2081000	3971000	1948000	1686000
2810	002	Adjusting Commercial Register Status	22002	55000	50000	65000	55000	60000
		Total of Program	22002	55000	50000	65000	55000	60000
2820	001	Markets Follow- up and Monitoring Program Administration Project	88826	65000	50000	55000	45000	45000
		Total of Program	88826	65000	50000	55000	45000	45000
2801	001	Administration Project	258345	0	0	0	0	0
	004	Project of Establishment of Industrial Cities in the Kingdom	8956422	10000000	10000000	2314000	0	0
	005	Silos Expansion Project	4660000	18000000	18000000	20000000	7320000	0
	006	Insurance administration	54012	222000	125000	50000	60000	60000
	007	National Export Strategy	6311	0	0	0	0	0
		Total of Program	13935090	28222000	28125000	22364000	7380000	60000
		Total	14444535	31299000	30341000	26550000	9503000	1921000

# Overall Summary of Current Expenditures for the Years 2015 - 2019

Chapter: 1601 Ministry of Industry, Trade and Supply

( In JDs )

Group	Item	Description	Actual 2015	Estimated 2016	Re-estimated 2016	Estimated 2017	Indicative 2018	Indicative 2019
21		Compensations of Employees						
2111		Salaries, Wages and Allowances						
	101	Classified Employees	293335	328000	281000	287000	294000	294000
	102	Unclassified Employees	1493340	1472000	1470000	1568000	1617000	1645000
	103	Comprehensive Contract Employees	352170	372000	372000	390000	407000	418000
	105	Personal Cost of Living Allowance	1162729	1324000	1216000	1418000	1442000	1475000
	106	Family Cost of Living Allowance	110807	146000	144000	147000	157000	168000
	110	Overtime Allowance	25163	30000	30000	30000	30000	30000
	111	Additional Allowance	1007209	1134000	1059000	1181000	1214000	1237000
	112	Other Allowances	798942	991000	848000	939000	945000	962000
	113	Transportation Allowance	238907	267000	263000	264000	272000	278000
	114	Transport Allowance	71015	94000	90000	108000	120000	129000
	116	Employees' Bonuses	109326	120000	120000	120000	120000	120000
	120	Contract Employees	77738	298000	172000	337000	372000	385000
<b>Total</b>			<b>5740681</b>	<b>6576000</b>	<b>6065000</b>	<b>6789000</b>	<b>6990000</b>	<b>7141000</b>
2121		Social Security Contributions						
	301	Social Security	487434	550000	500000	650000	670000	683000
<b>Total</b>			<b>487434</b>	<b>550000</b>	<b>500000</b>	<b>650000</b>	<b>670000</b>	<b>683000</b>
22		Use of Goods and Services						
2211		Use of Goods and Services						
	201	Rents	80309	85000	81000	100000	100000	100000
	202	Telecommunications Services	34861	35000	32000	30000	30000	30000
	203	Water	3798	5000	3000	3000	3000	3000
	204	Electricity	53824	65000	55000	55000	60000	60000
	205	Fuels	33087	65000	63000	63000	55000	55000
	206	Maintenance of Machines, furniture and accessories	20346	25000	20000	20000	25000	25000
	207	Maintenance of vehicles, equipment and accessories	12261	14000	7000	7000	14000	14000
	208	Repair and maintenance of buildings and accessories	15954	20000	18000	15000	15000	15000
	209	Office Supplies, publications and various stationery	67710	78000	78000	75000	75000	75000
	210	Substances and raw materials (medicines, clothes, food, films, etc..)	1075	3000	3000	3000	3000	3000
	211	Cleaning services and supplies including cleaning contracts	65964	85000	69000	70000	80000	80000
	212	Insurance	0	1000	1000	1000	1000	1000
	213	Official Travel Missions	15999	20000	13000	6500	10000	10000
	214	Goods and services expenses	235835	244000	228000	254500	294000	294000
<b>Total</b>			<b>641023</b>	<b>745000</b>	<b>671000</b>	<b>703000</b>	<b>765000</b>	<b>765000</b>
25		Subsidies						
2511		Subsidies to Public Corporations						
	304	Subsidies to non-financial public corporations	0	0	0	1730000	1730000	1730000
<b>Total</b>			<b>0</b>	<b>0</b>	<b>0</b>	<b>1730000</b>	<b>1730000</b>	<b>1730000</b>
26		Support/ Grants						
2631		Support to General Government Units						
	313	Support to general government units/current	891000	1244000	700000	938000	1039000	1067000
<b>Total</b>			<b>891000</b>	<b>1244000</b>	<b>700000</b>	<b>938000</b>	<b>1039000</b>	<b>1067000</b>
28		Other Expenditures						
2821		Other Current Expenditures						
	302	Contributions	24850	25000	25000	25000	25000	25000
	303	Scientific scholarships and training courses	10647	15000	15000	15000	15000	15000
	305	Non-Employees' Bonuses	21737	0	0	0	0	0
<b>Total</b>			<b>57234</b>	<b>40000</b>	<b>40000</b>	<b>40000</b>	<b>40000</b>	<b>40000</b>
<b>Total of Chapter</b>			<b>7817372</b>	<b>9155000</b>	<b>7976000</b>	<b>10850000</b>	<b>11234000</b>	<b>11426000</b>

Current Expenditures According to Program and Activities for the Years 2015 - 2019

Chapter : 1601 - Ministry of Industry, Trade and Supply

(In JDs)

Program : 2801 - Administration and Support Services								
Activity : 601 - Administrative and Support Services								
Group	Item	Description	Actual 2015	Estimated 2016	Re-estimated 2016	Estimated 2017	Indicative 2018	Indicative 2019
21		<b>Compensations of Employees</b>						
2111		<b>Salaries, Wages and Allowances</b>						
	101	Classified Employees	168074	204000	167000	184000	185000	185000
	102	Unclassified Employees	733433	640000	640000	721000	750000	760000
	103	Comprehensive Contract Employees	137155	183000	183000	213000	219000	225000
	105	Personal Cost of Living Allowance	598869	559000	485000	641000	652000	665000
	106	Family Cost of Living Allowance	57469	66000	66000	68000	70000	72000
	110	Overtime Allowance	12516	12000	12000	10000	10000	10000
	111	Additional Allowance	521712	418000	373000	481000	495000	495000
	112	Other Allowances	477044	414000	404000	340000	345000	352000
	113	Transportation Allowance	125956	117000	113000	120000	125000	126000
	114	Transport Allowance	40855	44000	41000	48000	50000	52000
	116	Employees' Bonuses	66327	70000	70000	70000	70000	70000
	120	Contract Employees	77738	64000	48000	102000	120000	125000
		<b>Total</b>	<b>3017148</b>	<b>2791000</b>	<b>2602000</b>	<b>2998000</b>	<b>3091000</b>	<b>3137000</b>
2121		<b>Social Security Contributions</b>						
	301	Social Security	285120	240000	223000	283000	290000	293000
		<b>Total</b>	<b>285120</b>	<b>240000</b>	<b>223000</b>	<b>283000</b>	<b>290000</b>	<b>293000</b>
22		<b>Use of Goods and Services</b>						
2211		<b>Use of Goods and Services</b>						
	201	Rents	80309	85000	81000	100000	100000	100000
	202	Telecommunications Services	34861	35000	32000	30000	30000	30000
	203	Water	3798	5000	3000	3000	3000	3000
	204	Electricity	53824	65000	55000	55000	60000	60000
	205	Fuels	33087	65000	63000	63000	55000	55000
		001 Heating	1821	5000	3000	3000	5000	5000
		002 Saloon vehicles	21427	30000	30000	30000	25000	25000
		003 Transport vehicles and heavy equipment	9839	30000	30000	30000	25000	25000
	206	Maintenance of Machines, furniture and accessories	20346	25000	20000	20000	25000	25000
	207	Maintenance of vehicles, equipment and accessories	12261	14000	7000	7000	14000	14000
	208	Repair and maintenance of buildings and accessories	15954	20000	18000	15000	15000	15000
	209	Office Supplies, publications and various stationery	67710	78000	78000	75000	75000	75000
	210	Substances and raw materials (medicines, clothes, food, films, etc..)	1075	3000	3000	3000	3000	3000
	211	Cleaning services and supplies including cleaning contracts	65964	85000	69000	70000	80000	80000
	212	Insurance	0	1000	1000	1000	1000	1000
	213	Official Travel Missions	15999	20000	13000	6500	10000	10000
	214	Goods and services expenses	235835	244000	228000	254500	294000	294000
		006 Medical treatments	22021	22000	22000	41500	51000	51000
		013 Services, security and guarding contracts	32967	38000	38000	40000	39000	39000
		024 Commercial centers	146520	149000	149000	173000	204000	204000
		999 n.e.c	34327	35000	19000	0	0	0
		<b>Total</b>	<b>641023</b>	<b>745000</b>	<b>671000</b>	<b>703000</b>	<b>765000</b>	<b>765000</b>
25		<b>Subsidies</b>						
2511		<b>Subsidies to Public Corporations</b>						
	304	Subsidies to non-financial public corporations	0	0	0	1730000	1730000	1730000
		107 Ships surplus account *	0	0	0	1730000	1730000	1730000
		<b>Total</b>	<b>0</b>	<b>0</b>	<b>0</b>	<b>1730000</b>	<b>1730000</b>	<b>1730000</b>
28		<b>Other Expenditures</b>						
2821		<b>Other Current Expenditures</b>						
	303	Scientific scholarships and training courses	4150	5000	5000	5000	5000	5000
	305	Non-Employees' Bonuses	21737	0	0	0	0	0
		<b>Total</b>	<b>25887</b>	<b>5000</b>	<b>5000</b>	<b>5000</b>	<b>5000</b>	<b>5000</b>
		<b>Total of Activity</b>	<b>3969178</b>	<b>3781000</b>	<b>3501000</b>	<b>5719000</b>	<b>5881000</b>	<b>5930000</b>
		<b>Total of Program</b>	<b>3969178</b>	<b>3781000</b>	<b>3501000</b>	<b>5719000</b>	<b>5881000</b>	<b>5930000</b>

Current Expenditures According to Program and Activities for the Years 2015 - 2019

Chapter : 1601 - Ministry of Industry, Trade and Supply

(In JDs)

Program : 2805 - Organizing and Promoting Industrial and Commercial Development								
Activity : 601 - Organizing and implementing investment promotion programs								
Group	Item	Description	Actual 2015	Estimated 2016	Re-estimated 2016	Estimated 2017	Indicative 2018	Indicative 2019
21		Compensations of Employees						
2111		Salaries, Wages and Allowances						
	101	Classified Employees	48956	38000	34000	31000	31000	31000
	102	Unclassified Employees	252612	258000	258000	262000	268000	275000
	103	Comprehensive Contract Employees	4576	0	0	0	0	0
	105	Personal Cost of Living Allowance	173267	207000	204000	253000	255000	260000
	106	Family Cost of Living Allowance	21530	25000	23000	27000	28000	29000
	110	Overtime Allowance	3953	5000	5000	5000	5000	5000
	111	Additional Allowance	132853	138000	121000	154000	154000	162000
	113	Transportation Allowance	36000	35000	35000	34000	34000	34000
	114	Transport Allowance	8545	16000	15000	23000	23000	23000
	116	Employees' Bonuses	20000	15000	15000	15000	15000	15000
	120	Contract Employees	0	18000	17000	69000	72000	75000
		<b>Total</b>	<b>702292</b>	<b>755000</b>	<b>727000</b>	<b>873000</b>	<b>885000</b>	<b>909000</b>
2121		Social Security Contributions						
	301	Social Security	51999	70000	60000	80000	85000	87000
		<b>Total</b>	<b>51999</b>	<b>70000</b>	<b>60000</b>	<b>80000</b>	<b>85000</b>	<b>87000</b>
28		Other Expenditures						
2821		Other Current Expenditures						
	302	Contributions	24850	25000	25000	25000	25000	25000
		011 External contributions	0	0	0	25000	25000	25000
		999 n.e.c	24850	25000	25000	0	0	0
	303	Scientific scholarships and training courses	1999	3000	3000	3000	3000	3000
		<b>Total</b>	<b>26849</b>	<b>28000</b>	<b>28000</b>	<b>28000</b>	<b>28000</b>	<b>28000</b>
		<b>Total of Activity</b>	<b>781140</b>	<b>853000</b>	<b>815000</b>	<b>981000</b>	<b>998000</b>	<b>1024000</b>
Activity : 602 - Supporting investment affairs institutions								
Group	Item	Description	Actual 2015	Estimated 2016	Re-estimated 2016	Estimated 2017	Indicative 2018	Indicative 2019
26		Support/ Grants						
2631		Support to General Government Units						
	313	Support to general government units/current	891000	1244000	700000	938000	1039000	1067000
		012 Jordan Enterprise Development Corporation	891000	1244000	700000	938000	1039000	1067000
		<b>Total</b>	<b>891000</b>	<b>1244000</b>	<b>700000</b>	<b>938000</b>	<b>1039000</b>	<b>1067000</b>
		<b>Total of Activity</b>	<b>891000</b>	<b>1244000</b>	<b>700000</b>	<b>938000</b>	<b>1039000</b>	<b>1067000</b>
		<b>Total of Program</b>	<b>1672140</b>	<b>2097000</b>	<b>1515000</b>	<b>1919000</b>	<b>2037000</b>	<b>2091000</b>

**Current Expenditures According to Program and Activities for the Years 2015 - 2019**

Chapter : 1601 - Ministry of Industry, Trade and Supply

(In JDs)

Program : 2810 - Trade and Strategic Inventory								
Activity : 601 - Regulating domestic and foreign trade								
Group	Item	Description	Actual 2015	Estimated 2016	Re-estimated 2016	Estimated 2017	Indicative 2018	Indicative 2019
21		<b>Compensations of Employees</b>						
2111		<b>Salaries, Wages and Allowances</b>						
	101	Classified Employees	16646	11000	11000	11000	11000	11000
	102	Unclassified Employees	179940	169000	167000	173000	175000	178000
	103	Comprehensive Contract Employees	28720	31000	31000	24000	26000	28000
	105	Personal Cost of Living Allowance	128296	170000	139000	159000	165000	170000
	106	Family Cost of Living Allowance	7676	14000	14000	10000	12000	15000
	110	Overtime Allowance	4114	3000	3000	5000	5000	5000
	111	Additional Allowance	68082	125000	112000	123000	125000	128000
	113	Transportation Allowance	14955	22000	22000	28000	28000	30000
	114	Transport Allowance	10415	15000	15000	13000	15000	20000
	116	Employees' Bonuses	6999	10000	10000	10000	10000	10000
	120	Contract Employees	0	57000	36000	47000	50000	52000
		<b>Total</b>	<b>465843</b>	<b>627000</b>	<b>560000</b>	<b>603000</b>	<b>622000</b>	<b>647000</b>
2121		<b>Social Security Contributions</b>						
	301	Social Security	41000	60000	57000	70000	70000	73000
		<b>Total</b>	<b>41000</b>	<b>60000</b>	<b>57000</b>	<b>70000</b>	<b>70000</b>	<b>73000</b>
28		<b>Other Expenditures</b>						
2821		<b>Other Current Expenditures</b>						
	303	Scientific scholarships and training courses	998	2000	2000	2000	2000	2000
		<b>Total</b>	<b>998</b>	<b>2000</b>	<b>2000</b>	<b>2000</b>	<b>2000</b>	<b>2000</b>
		<b>Total of Activity</b>	<b>507841</b>	<b>689000</b>	<b>619000</b>	<b>675000</b>	<b>694000</b>	<b>722000</b>
		<b>Total of Program</b>	<b>507841</b>	<b>689000</b>	<b>619000</b>	<b>675000</b>	<b>694000</b>	<b>722000</b>
Program : 2815 - Industrial and Trade Sector Competitiveness								
Activity : 601 - Enhancing competitive capacity for the industrial and commercial sector								
Group	Item	Description	Actual 2015	Estimated 2016	Re-estimated 2016	Estimated 2017	Indicative 2018	Indicative 2019
21		<b>Compensations of Employees</b>						
2111		<b>Salaries, Wages and Allowances</b>						
	101	Classified Employees	38631	61000	55000	49000	52000	52000
	102	Unclassified Employees	181250	259000	259000	280000	290000	295000
	103	Comprehensive Contract Employees	181719	151000	151000	144000	150000	152000
	105	Personal Cost of Living Allowance	153333	280000	280000	218000	220000	225000
	106	Family Cost of Living Allowance	12151	27000	27000	25000	28000	30000
	110	Overtime Allowance	3874	6000	6000	5000	5000	5000
	111	Additional Allowance	189065	356000	356000	286000	290000	295000
	112	Other Allowances	321898	577000	444000	599000	600000	610000
	113	Transportation Allowance	35997	70000	70000	57000	60000	62000
	114	Transport Allowance	6320	13000	13000	12000	16000	17000
	116	Employees' Bonuses	10000	15000	15000	15000	15000	15000
	120	Contract Employees	0	143000	55000	47000	50000	52000
		<b>Total</b>	<b>1134238</b>	<b>1958000</b>	<b>1731000</b>	<b>1737000</b>	<b>1776000</b>	<b>1810000</b>
2121		<b>Social Security Contributions</b>						
	301	Social Security	72615	120000	100000	160000	165000	168000
		<b>Total</b>	<b>72615</b>	<b>120000</b>	<b>100000</b>	<b>160000</b>	<b>165000</b>	<b>168000</b>
28		<b>Other Expenditures</b>						
2821		<b>Other Current Expenditures</b>						
	303	Scientific scholarships and training courses	2000	3000	3000	3000	3000	3000
		<b>Total</b>	<b>2000</b>	<b>3000</b>	<b>3000</b>	<b>3000</b>	<b>3000</b>	<b>3000</b>
		<b>Total of Activity</b>	<b>1208853</b>	<b>2081000</b>	<b>1834000</b>	<b>1900000</b>	<b>1944000</b>	<b>1981000</b>
		<b>Total of Program</b>	<b>1208853</b>	<b>2081000</b>	<b>1834000</b>	<b>1900000</b>	<b>1944000</b>	<b>1981000</b>



**Current Expenditures According to Program and Activities for the Years 2015 - 2019**

Chapter : 1601 - Ministry of Industry, Trade and Supply

(In JDs)

Program : 2820 - Markets Follow-up and Surveillance								
Activity : 601 - Markets control and follow up								
Group	Item	Description	Actual 2015	Estimated 2016	Re-estimated 2016	Estimated 2017	Indicative 2018	Indicative 2019
21		<b>Compensations of Employees</b>						
2111		<b>Salaries, Wages and Allowances</b>						
	101	Classified Employees	21028	14000	14000	12000	15000	15000
	102	Unclassified Employees	146105	146000	146000	132000	134000	137000
	103	Comprehensive Contract Employees	0	7000	7000	9000	12000	13000
	105	Personal Cost of Living Allowance	108964	108000	108000	147000	150000	155000
	106	Family Cost of Living Allowance	11981	14000	14000	17000	19000	22000
	110	Overtime Allowance	706	4000	4000	5000	5000	5000
	111	Additional Allowance	95497	97000	97000	137000	150000	157000
	113	Transportation Allowance	25999	23000	23000	25000	25000	26000
	114	Transport Allowance	4880	6000	6000	12000	16000	17000
	116	Employees' Bonuses	6000	10000	10000	10000	10000	10000
	120	Contract Employees	0	16000	16000	72000	80000	81000
		<b>Total</b>	<b>421160</b>	<b>445000</b>	<b>445000</b>	<b>578000</b>	<b>616000</b>	<b>638000</b>
2121		<b>Social Security Contributions</b>						
	301	Social Security	36700	60000	60000	57000	60000	62000
		<b>Total</b>	<b>36700</b>	<b>60000</b>	<b>60000</b>	<b>57000</b>	<b>60000</b>	<b>62000</b>
28		<b>Other Expenditures</b>						
2821		<b>Other Current Expenditures</b>						
	303	Scientific scholarships and training courses	1500	2000	2000	2000	2000	2000
		<b>Total</b>	<b>1500</b>	<b>2000</b>	<b>2000</b>	<b>2000</b>	<b>2000</b>	<b>2000</b>
		<b>Total of Activity</b>	<b>459360</b>	<b>507000</b>	<b>507000</b>	<b>637000</b>	<b>678000</b>	<b>702000</b>
		<b>Total of Program</b>	<b>459360</b>	<b>507000</b>	<b>507000</b>	<b>637000</b>	<b>678000</b>	<b>702000</b>
		<b>Total of Chapter</b>	<b>7817372</b>	<b>9155000</b>	<b>7976000</b>	<b>10850000</b>	<b>11234000</b>	<b>11426000</b>

\* This item shall be disbursed not exceeding the amount supplied to the Public Treasury according to provisions of applicable Revenues Supplying Law of Government Departments and Units.

# Overall Summary of Capital Expenditures for the Years 2015 - 2019

Chapter : 1601 Ministry of Industry, Trade and Supply

( In JDs )

Group	Item	Description	Actual 2015	Estimated 2016	Re-estimated 2016	Estimated 2017	Indicative 2018	Indicative 2019
		Expenditures						
21		Compensations of Employees						
2111		Salaries, Wages and Allowances						
	501	Salaries	0	25000	25000	0	0	0
	502	Wages	7948	15000	15000	0	0	0
<b>Total</b>			<b>7948</b>	<b>40000</b>	<b>40000</b>	<b>0</b>	<b>0</b>	<b>0</b>
22		Use of Goods and Services						
2211		Use of Goods and Services						
	510	Buildings and facilities repair and maintenance	58138	180000	160000	50000	60000	90000
	512	Operating and Sustaining Expenditures	397761	1258000	708000	1307800	1018800	898800
<b>Total</b>			<b>455899</b>	<b>1438000</b>	<b>868000</b>	<b>1357800</b>	<b>1078800</b>	<b>988800</b>
26		Support/ Grants						
2632		Support to General Government Units/ Capital						
	509	Subsidy to general government units/capital	337500	1494000	1206000	2736000	973000	811000
<b>Total</b>			<b>337500</b>	<b>1494000</b>	<b>1206000</b>	<b>2736000</b>	<b>973000</b>	<b>811000</b>
28		Other Expenditures						
2822		Other Capital Expenditures						
	504	Studies, Research and Consultations	3900	175000	100000	115000	95000	95000
<b>Total</b>			<b>3900</b>	<b>175000</b>	<b>100000</b>	<b>115000</b>	<b>95000</b>	<b>95000</b>
		Fixed Assets						
31		Non-financial Assets						
3111		Buildings and Constructions						
	508	Works and Constructions	13616422	28000000	28000000	22314000	7320000	0
<b>Total</b>			<b>13616422</b>	<b>28000000</b>	<b>28000000</b>	<b>22314000</b>	<b>7320000</b>	<b>0</b>
3112		Devices, Machinery and Equipment						
	505	Equipment, Machines and Devices	22866	152000	127000	27200	36200	26200
<b>Total</b>			<b>22866</b>	<b>152000</b>	<b>127000</b>	<b>27200</b>	<b>36200</b>	<b>26200</b>
<b>Total of Chapter</b>			<b>14444535</b>	<b>31299000</b>	<b>30341000</b>	<b>26550000</b>	<b>9503000</b>	<b>1921000</b>

# Capital Expenditures According to Program and Projects for the Years 2015 - 2019

Chapter : 1601 Ministry of Industry, Trade and Supply

( In JDs )

Program 2801 Administration and Support Services								
Project		001 Administration Project						
Fund Source		102001 Capital (Treasury)						
Group	item	Description	Actual 2015	Estimated 2016	Re-estimated 2016	Estimated 2017	Indicative 2018	Indicative 2019
22		Use of Goods and Services						
2211		Use of Goods and Services						
	510	Buildings and facilities repair and maintenance						
	008	Miscellaneous buildings and facilities maintenance	58138	0	0	0	0	0
		Total of Item	58138	0	0	0	0	0
	512	Operating and Sustaining Expenditures						
	014	Archiving and documentation	47405	0	0	0	0	0
	018	Computer networks maintenance	42101	0	0	0	0	0
	032	Conferences, celebrations and workshops	14111	0	0	0	0	0
	036	Computerization and automation operations expenses	73724	0	0	0	0	0
		Total of Item	177341	0	0	0	0	0
31		Non-financial Assets						
3112		Devices, Machinery and Equipment						
	505	Equipment, Machines and Devices						
	001	Computers and accessories	13026	0	0	0	0	0
	003	Office supplies and equipment	9840	0	0	0	0	0
		Total of Item	22866	0	0	0	0	0
		Total of Project / Treasury	258345	0	0	0	0	0
Project		004 Project of Establishment of Industrial Cities in the Kingdom						
Fund Source		102001 Capital (Treasury)						
Group	item	Description	Actual 2015	Estimated 2016	Re-estimated 2016	Estimated 2017	Indicative 2018	Indicative 2019
31		Non-financial Assets						
3111		Buildings and Constructions						
	508	Works and Constructions						
	040	Various constructions	8956422	10000000	10000000	2314000	0	0
		Total of Item	8956422	10000000	10000000	2314000	0	0
		Total of Project / Treasury	8956422	10000000	10000000	2314000	0	0
Project		005 Silos Expansion Project						
Fund Source		102001 Capital (Treasury)						
Group	item	Description	Actual 2015	Estimated 2016	Re-estimated 2016	Estimated 2017	Indicative 2018	Indicative 2019
31		Non-financial Assets						
3111		Buildings and Constructions						
	508	Works and Constructions						
	013	Miscellaneous buildings construction	4660000	18000000	18000000	20000000	7320000	0
		Total of Item	4660000	18000000	18000000	20000000	7320000	0
		Total of Project / Treasury	4660000	18000000	18000000	20000000	7320000	0

# Capital Expenditures According to Program and Projects for the Years 2015 - 2019

Chapter : 1601 Ministry of Industry, Trade and Supply

( In JDs )

Program 2801 Administration and Support Services								
Project		006 Insurance administration						
Fund Source		102001 Capital (Treasury)						
Group	item	Description	Actual 2015	Estimated 2016	Re-estimated 2016	Estimated 2017	Indicative 2018	Indicative 2019
22		Use of Goods and Services						
2211		Use of Goods and Services						
	512	Operating and Sustaining Expenditures						
	008	Qualifying and training expenses	1425	8000	4000	0	0	0
	017	Promotion, advertising and awareness	8386	20000	10000	0	0	0
	032	Conferences, celebrations and workshops	0	22000	12000	0	0	0
	036	Computerization and automation operations expenses	0	32000	24000	0	0	0
	065	Various activities	44201	130000	70000	50000	60000	60000
		Total of Item	54012	212000	120000	50000	60000	60000
28		Other Expenditures						
2822		Other Capital Expenditures						
	504	Studies, Research and Consultations						
	036	Various studies	0	10000	5000	0	0	0
		Total of Item	0	10000	5000	0	0	0
		Total of Project / Treasury	54012	222000	125000	50000	60000	60000
Project		007 National Export Strategy						
Fund Source		102001 Capital (Treasury)						
Group	item	Description	Actual 2015	Estimated 2016	Re-estimated 2016	Estimated 2017	Indicative 2018	Indicative 2019
22		Use of Goods and Services						
2211		Use of Goods and Services						
	512	Operating and Sustaining Expenditures						
	032	Conferences, celebrations and workshops	6311	0	0	0	0	0
		Total of Item	6311	0	0	0	0	0
		Total of Project / Treasury	6311	0	0	0	0	0
		Total of Program	13935090	28222000	28125000	22364000	7380000	60000

# Capital Expenditures According to Program and Projects for the Years 2015 - 2019

Chapter : 1601 Ministry of Industry, Trade and Supply

( In JDs )

Program 2805 Organizing and Promoting Industrial and Commercial Development								
Project		001 Organizing and Promoting Industrial and Commercial Development Program Administration Project						
Fund Source		102001 Capital (Treasury)						
Group	item	Description	Actual 2015	Estimated 2016	Re-estimated 2016	Estimated 2017	Indicative 2018	Indicative 2019
21		Compensations of Employees						
2111		Salaries, Wages and Allowances						
	502	Wages						
	004	Bonuses	7948	15000	15000	0	0	0
		Total of Item	7948	15000	15000	0	0	0
22		Use of Goods and Services						
2211		Use of Goods and Services						
	510	Buildings and facilities repair and maintenance						
	008	Miscellaneous buildings and facilities maintenance	0	180000	160000	50000	60000	90000
		Total of Item	0	180000	160000	50000	60000	90000
	512	Operating and Sustaining Expenditures						
	014	Archiving and documentation	0	80000	44000	69000	75000	75000
	018	Computer networks maintenance	0	128000	88000	118800	118800	118800
	032	Conferences, celebrations and workshops	0	20000	15000	5000	20000	20000
	036	Computerization and automation operations expenses	0	240000	136000	130000	150000	180000
		Total of Item	0	468000	283000	322800	363800	393800
28		Other Expenditures						
2822		Other Capital Expenditures						
	504	Studies, Research and Consultations						
	012	Economic studies	0	0	0	70000	50000	50000
		Total of Item	0	0	0	70000	50000	50000
31		Non-financial Assets						
3112		Devices, Machinery and Equipment						
	505	Equipment, Machines and Devices						
	001	Computers and accessories	0	140000	120000	24000	30000	23000
	003	Office supplies and equipment	0	12000	7000	3200	6200	3200
		Total of Item	0	152000	127000	27200	36200	26200
		Total of Project / Treasury	7948	815000	585000	470000	510000	560000
Project		005 Supporting Jordan Enterprise Development Corporation projects						
Fund Source		102001 Capital (Treasury)						
Group	item	Description	Actual 2015	Estimated 2016	Re-estimated 2016	Estimated 2017	Indicative 2018	Indicative 2019
26		Support/ Grants						
2632		Support to General Government Units/ Capital						
	509	Subsidy to general government units/capital						
	018	Jordan Enterprise Development Corporation	337500	430000	195000	200000	175000	175000
		Total of Item	337500	430000	195000	200000	175000	175000
		Total of Project / Treasury	337500	430000	195000	200000	175000	175000
Project		007 Implementing the industrial policy document						
Fund Source		102001 Capital (Treasury)						
Group	item	Description	Actual 2015	Estimated 2016	Re-estimated 2016	Estimated 2017	Indicative 2018	Indicative 2019
22		Use of Goods and Services						
2211		Use of Goods and Services						
	512	Operating and Sustaining Expenditures						
	065	Various activities	26372	170000	100000	500000	300000	200000
		Total of Item	26372	170000	100000	500000	300000	200000
		Total of Project / Treasury	26372	170000	100000	500000	300000	200000

# Capital Expenditures According to Program and Projects for the Years 2015 - 2019

Chapter : 1601 Ministry of Industry, Trade and Supply

( In JDs )

Program 2805 Organizing and Promoting Industrial and Commercial Development								
Project		011 Protecting the national production and combating dumping						
Fund Source		102001	Capital (Treasury)					
Group	item	Description	Actual 2015	Estimated 2016	Re-estimated 2016	Estimated 2017	Indicative 2018	Indicative 2019
22		Use of Goods and Services						
2211		Use of Goods and Services						
	512	Operating and Sustaining Expenditures						
	017	Promotion, advertising and awareness	0	0	0	0	10000	10000
	032	Conferences, celebrations and workshops	6828	5000	5000	0	5000	5000
	036	Computerization and automation operations expenses	3660	83000	45000	45000	30000	30000
		Total of Item	10488	88000	50000	45000	45000	45000
		Total of Project / Treasury	10488	88000	50000	45000	45000	45000
Project		013 Implementation of the trade policy						
Fund Source		102001	Capital (Treasury)					
Group	item	Description	Actual 2015	Estimated 2016	Re-estimated 2016	Estimated 2017	Indicative 2018	Indicative 2019
22		Use of Goods and Services						
2211		Use of Goods and Services						
	512	Operating and Sustaining Expenditures						
	017	Promotion, advertising and awareness	0	30000	15000	0	10000	0
	032	Conferences, celebrations and workshops	0	10000	10000	5000	5000	5000
		Total of Item	0	40000	25000	5000	15000	5000
28		Other Expenditures						
2822		Other Capital Expenditures						
	504	Studies, Research and Consultations						
	012	Economic studies	0	105000	65000	45000	45000	45000
		Total of Item	0	105000	65000	45000	45000	45000
		Total of Project / Treasury	0	145000	90000	50000	60000	50000
Project		014 Establishing industrial observatory						
Fund Source		102001	Capital (Treasury)					
Group	item	Description	Actual 2015	Estimated 2016	Re-estimated 2016	Estimated 2017	Indicative 2018	Indicative 2019
22		Use of Goods and Services						
2211		Use of Goods and Services						
	512	Operating and Sustaining Expenditures						
	065	Various activities	0	150000	50000	170000	60000	20000
		Total of Item	0	150000	50000	170000	60000	20000
		Total of Project / Treasury	0	150000	50000	170000	60000	20000
Project		015 Supporting the Investment Commission projects						
Fund Source		102001	Capital (Treasury)					
Group	item	Description	Actual 2015	Estimated 2016	Re-estimated 2016	Estimated 2017	Indicative 2018	Indicative 2019
26		Support/ Grants						
2632		Support to General Government Units/ Capital						
	509	Subsidy to general government units/capital						
	128	Jordan Investment Commission	0	1064000	1011000	2536000	798000	636000
		Total of Item	0	1064000	1011000	2536000	798000	636000
		Total of Project / Treasury	0	1064000	1011000	2536000	798000	636000
<b>Total of Program</b>			<b>382308</b>	<b>2862000</b>	<b>2081000</b>	<b>3971000</b>	<b>1948000</b>	<b>1686000</b>

# Capital Expenditures According to Program and Projects for the Years 2015 - 2019

Chapter : 1601 Ministry of Industry, Trade and Supply

( In JDs )

Program 2810 Trade and Strategic Inventory								
Project		002 Adjusting Commercial Register Status						
Fund Source		102001 Capital (Treasury)						
Group	item	Description	Actual 2015	Estimated 2016	Re-estimated 2016	Estimated 2017	Indicative 2018	Indicative 2019
22		Use of Goods and Services						
2211		Use of Goods and Services						
	512	Operating and Sustaining Expenditures						
	017	Promotion, advertising and awareness	12056	25000	20000	30000	30000	30000
	036	Computerization and automation operations expenses	0	0	0	35000	25000	30000
	999	n.e.c	9946	10000	10000	0	0	0
		Total of Item	22002	35000	30000	65000	55000	60000
28		Other Expenditures						
2822		Other Capital Expenditures						
	504	Studies, Research and Consultations						
	036	Various studies	0	20000	20000	0	0	0
		Total of Item	0	20000	20000	0	0	0
		Total of Project / Treasury	22002	55000	50000	65000	55000	60000
		Total of Program	22002	55000	50000	65000	55000	60000

# Capital Expenditures According to Program and Projects for the Years 2015 - 2019

Chapter : 1601 Ministry of Industry, Trade and Supply

( In JDs )

Program 2815 Industrial and Trade Sector Competitiveness								
Project		001 Spreading competition culture						
Fund Source		102001 Capital (Treasury)						
Group	item	Description	Actual 2015	Estimated 2016	Re-estimated 2016	Estimated 2017	Indicative 2018	Indicative 2019
22		Use of Goods and Services						
2211		Use of Goods and Services						
	512	Operating and Sustaining Expenditures						
	008	Qualifying and training expenses	1100	5000	5000	15000	10000	10000
	017	Promotion, advertising and awareness	0	20000	5000	40000	30000	30000
	032	Conferences, celebrations and workshops	4111	5000	5000	15000	10000	10000
		Total of Item	5211	30000	15000	70000	50000	50000
28		Other Expenditures						
2822		Other Capital Expenditures						
	504	Studies, Research and Consultations						
	036	Various studies	3900	40000	10000	0	0	0
		Total of Item	3900	40000	10000	0	0	0
		Total of Project / Treasury	9111	70000	25000	70000	50000	50000
Project		003 Promoting and raising the awareness on the significance of industrial ownership rights						
Fund Source		102001 Capital (Treasury)						
Group	item	Description	Actual 2015	Estimated 2016	Re-estimated 2016	Estimated 2017	Indicative 2018	Indicative 2019
22		Use of Goods and Services						
2211		Use of Goods and Services						
	512	Operating and Sustaining Expenditures						
	017	Promotion, advertising and awareness	2973	10000	3000	10000	10000	5000
	032	Conferences, celebrations and workshops	4225	5000	5000	15000	15000	15000
	999	n.e.c	0	10000	2000	0	0	0
		Total of Item	7198	25000	10000	25000	25000	20000
		Total of Project / Treasury	7198	25000	10000	25000	25000	20000
		Total of Program	16309	95000	35000	95000	75000	70000



# Capital Expenditures According to Program and Projects for the Years 2015 - 2019

Chapter : 1601 Ministry of Industry, Trade and Supply

( In JDs )

Program 2820 Markets Follow-up and Surveillance								
Project		001 Markets Follow- up and Monitoring Program Administration Project						
Fund Source		102001 Capital (Treasury)						
Group	item	Description	Actual 2015	Estimated 2016	Re-estimated 2016	Estimated 2017	Indicative 2018	Indicative 2019
21		Compensations of Employees						
2111		Salaries, Wages and Allowances						
	501	Salaries						
	004	Bonuses	0	25000	25000	0	0	0
		Total of Item	0	25000	25000	0	0	0
22		Use of Goods and Services						
2211		Use of Goods and Services						
	512	Operating and Sustaining Expenditures						
	017	Promotion, advertising and awareness	13000	20000	15000	55000	45000	45000
	036	Computerization and automation operations expenses	51500	10000	0	0	0	0
	999	n.e.c	24326	10000	10000	0	0	0
		Total of Item	88826	40000	25000	55000	45000	45000
		Total of Project / Treasury	88826	65000	50000	55000	45000	45000
		Total of Program	88826	65000	50000	55000	45000	45000
		Total of Chapter	14444535	31299000	30341000	26550000	9503000	1921000