

Chapter : 1802 Ministry of Tourism and Antiquities/ Department of Antiquities

Creation: The General Antiquities Department was established under Jordanian Antiquities Law No. (21) for the year 1988 and amending Law No. (55) for the year 2008. It is responsible for all the archaeological sites in the Kingdom in terms of their supervision, protection, maintenance, renovation, beautification the surroundings and enhancing their visibility.

Vision : Preserving and protecting the traditional and civilized heritage and presenting it in a modern sustainable manner consistent with the best international standards

Mission: Executing policies related to the antiquities in Jordan to maintain the legacy of civilization through field studies, restoration and excavation works in the sites

Legal Framework : Jordanian Antiquities Law No. (21) for the year 1988, and amendments thereto

Tasks of the Ministry / Department:

- Implement the State's archaeological policy.
- Archaeological assessment of all archaeological sites and estimation of the importance of each one.
- Archaeological exploration in the Kingdom
- Assist in organizing museums for government activities in the Kingdom including historical, technical and popular museums.
- Control the acquisition and disposal of antiquities as per the provisions of Antiquities Law, and bylaws, decisions and instructions issued thereunder.

Ministry/Department Contribution to the Achievement of the National Objectives:

- Spread the archeological culture and establish archeological and legacy institutes and museums taking into account the provisions of applicable pieces of legislation.
- Spread archaeological awareness as per the provisions of issued laws, bylaws and instructions.
- Cooperate with local, Arab and foreign archaeological entities to serve the national legacy.

Major Issues and Challenges which face the Ministry / Department:

- Determine and supervise excavations for antiquities within the borders of the Kingdom in archeological areas.
- Register all archeological sites under the name of the Treasury/ Archeology as well as all archeological sites not registered at the Department which were discovered in Treasury lands or in their owner lands which will be expropriated or purchased.
- Follow up and control the acquisition and disposal of antiquities in coordination with concerned authorities.

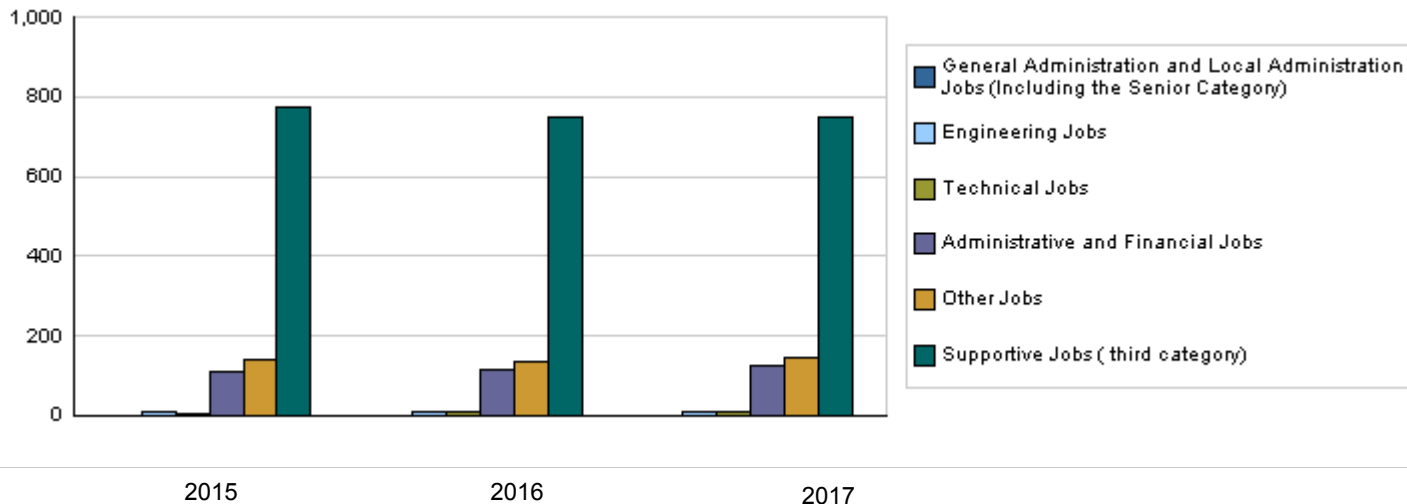
CHAPTER : 1802 Ministry of Tourism and Antiquities/ Department of Antiquities

Strategic Objectives and Performance Indicators of the Ministry / Department

Strategic Objective	Performance Indicator	Base year	Value	Actual Value	Target Value	Preliminary Self Evaluation	Target Value		
				2015	2016	2016	2017	2018	2019
1 - To preserve the archaeological and urban resources	1 Number of foreign surveys and excavations projects	2009	75	76	85	70	80	80	80

Number of Staff of the Ministry / Department

Group	Job	2015			2016			Preliminary 2017		
		Male	Female	Total	Male	Female	Total	Male	Female	Total
General Administration and Local Administration Jobs (Including the Senior Category)	Supervisory and leadership jobs	1	0	1	1	0	1	1	0	1
Engineering Jobs	Engineer	6	4	10	6	5	11	6	5	11
Technical Jobs	Technical jobs	6	1	7	7	1	8	7	1	8
Administrative and Financial Jobs	Administrative and financial jobs	80	30	110	86	32	118	90	34	124
Other Jobs	Other jobs	110	30	140	95	40	135	105	41	146
Supportive Jobs (third category)	Supportive employee (Driver, Office boy,...)	713	59	772	705	45	750	702	45	747
Total		916	124	1040	900	123	1023	911	126	1037
Total Cost of Salaries		4466710	609097	5075807	4565440	622560	5188000	4747600	647400	5395000



Key Information of the Ministry / Department

No.	Description	base year	Value	Primary 2016	Estimated 2017												
					Irbid	Mafraq	Jarsh	Ajloun	Amman	Balqa'	Zaraq'	Madaba	Karak	Ma'an	Tafila	Aqaba	Total
1	Foreign surveys and excavations	2009	75	70	8	5	8	2	6	4	5	8	6	20	4	4	80

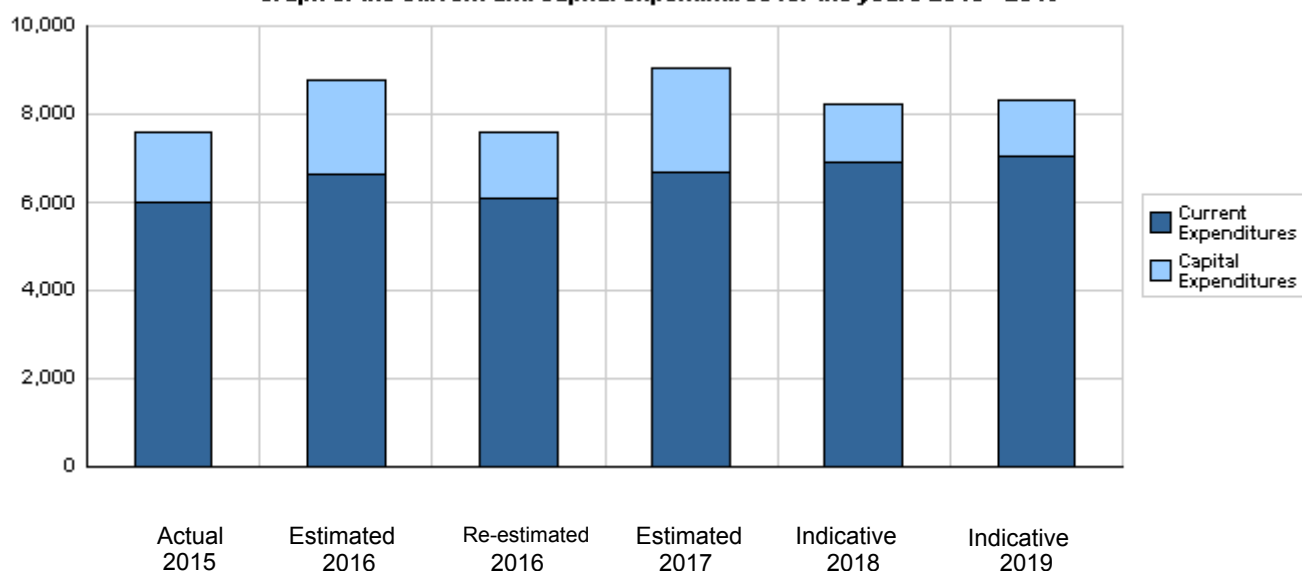
**Overall Summary of Expenditures for Chapter 1802- Ministry of Tourism and Antiquities/
Department of Antiquities
for the Years 2015 - 2019**

(In JDs)

Description		Actual 2015	Estimated 2016	Re-estimated 2016	Estimated 2017	Indicative	
						2018	2019
Group	Current Expenditures						
2111	Salaries, Wages and Allowances	4,578,802	5,015,000	4,689,000	4,875,000	5,028,000	5,136,000
2121	Social Security Contributions	497,005	499,000	499,000	520,000	537,000	549,000
2211	Use of Goods and Services	272,577	360,000	300,000	286,000	343,000	343,000
2631	Support to General Government Units	652,823	769,000	586,000	1,016,000	1,008,000	995,000
2821	Other Current Expenditures	4,160	5,000	3,000	3,000	5,000	5,000
Total current expenditures		6,005,367	6,648,000	6,077,000	6,700,000	6,921,000	7,028,000
Capital Expenditures							
2111	Salaries, Wages and Allowances	39,990	150,000	120,000	155,000	155,000	155,000
2121	Social Security Contributions	4,846	35,000	30,000	0	0	0
2211	Use of Goods and Services	119,334	120,000	100,000	30,000	20,000	20,000
2511	Subsidies to Public Corporations	0	0	0	100,000	100,000	100,000
2632	Support to General Government Units/ Capital	345,799	350,000	350,000	0	0	0
3111	Buildings and Constructions	639,220	1,025,000	500,000	490,000	490,000	490,000
3112	Devices, Machinery and Equipment	9,883	30,000	20,000	65,000	25,000	25,000
3113	Other Fixed Assets	4,924	30,000	30,000	0	0	0
3122	Inventories	14,102	20,000	20,000	10,000	10,000	10,000
3141	Lands	399,998	350,000	350,000	1,500,000	500,000	500,000
Total capital expenditures		1,578,096	2,110,000	1,520,000	2,350,000	1,300,000	1,300,000
Treasury		1,578,096	2,110,000	1,520,000	2,350,000	1,300,000	1,300,000
Total current and capital expenditures		7,583,463	8,758,000	7,597,000	9,050,000	8,221,000	8,328,000

(Thousands of JDs)

Graph of the current and capital expenditures for the years 2015 - 2019



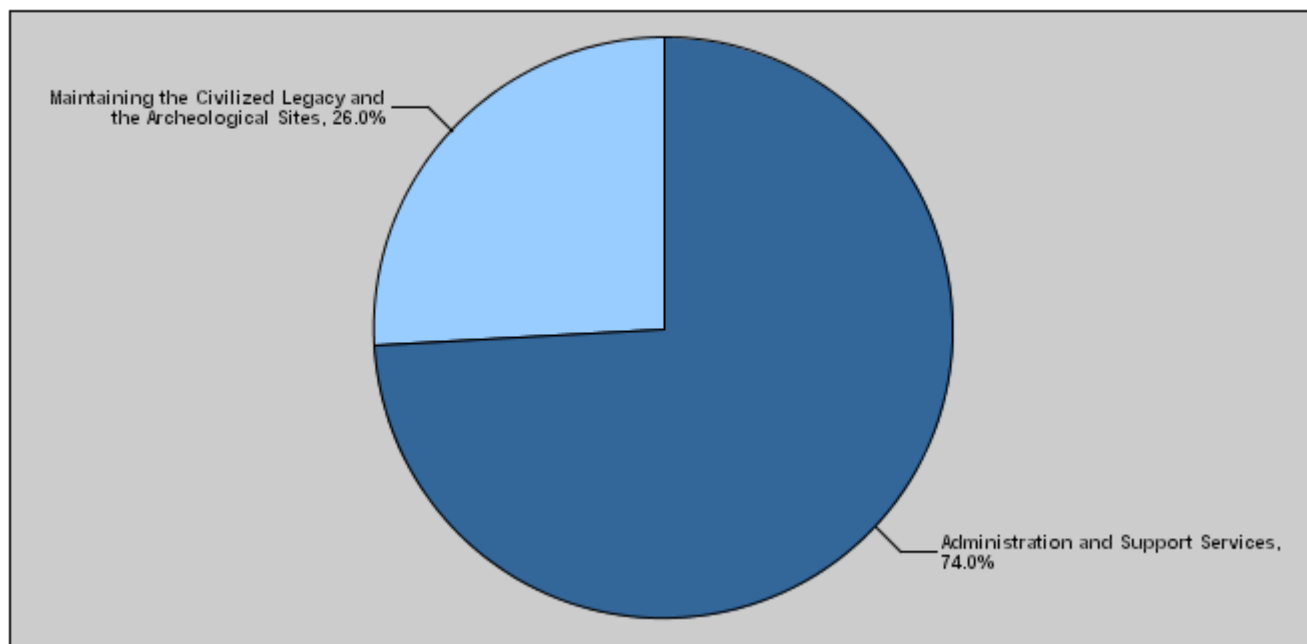
Budget of Chapter 1802 - Ministry of Tourism and Antiquities/ Department of Antiquities

For the Year 2017 Distributed According to Program

(In JDs)

Prog.	Description	Current Expenditures	Capital Expenditures	Total Expenditures
3301	Administration and Support Services	6,700,000	0	6,700,000
3305	Maintaining the Civilized Legacy and the Archeological Sites	0	2,350,000	2,350,000
Total		6,700,000	2,350,000	9,050,000

Total Expenditures for the Year 2017 Distributed According to Programs



Estimated Allocations for Females distributed according to Programs for the Years 2015 - 2019

Program	2015	2016	2017	2018	2019
3301 Administration and Support Services	605511.1	607700	674100	692800	703500
3305 Maintaining the Civilized Legacy and the Archeological Sites	305670.4	304000	470000	260000	260000
Total	911181.5	911700	1144100	952800	963500

Budget Chapter 1802 - Ministry of Tourism and Antiquities/ Department of Antiquities Distributed According to the Program

3301	Administration and Support Services Program
Objective of the program :	
Provide the financial support required to implement the Department's activities and projects and prepare all what is needed to implement the Department's plans through its directorates, sections and branches in the governorates. One of the most important challenges facing the program is the weak financial capabilities estimated for its implementation compared to other activities.	
The strategic objective related to the program :	
Preserve archaeological and cultural resources.	
Directorates associated with the program :	
<ul style="list-style-type: none"> - Administrative Department - Financial Department 	
Services provided by the program :	
Provide the necessary financial and administrative support to implement the Department's activities and projects.	
Staff working in the program :	
The program is implemented through a functional staff in 2016 estimated with (793) staff, including (715) males and (78) females .	

Performance Measurement Indicators for Program									
Performance Measurement Indicator		Base Year	Value	Actual value	Target Value	Preliminary Self Evaluation	Target Value		
				2015	2016	2016	2017	2018	2019
1	Percentage of service recipients' satisfaction	2009	70%	86%	90%	85%	88%	90%	92%
Appropriations Of Administration and Support Services Program as Per Activities and Projects. (In JDs)									
Activities and Projects		Actual	Estimated	Re-estimated	Estimated	Indicative			
		2015	2016	2016	2017	2018	2019		
Current Expenditures		6,005,367	6,648,000	6,077,000	6,700,000	6,921,000	7,028,000		
601	Administrative and Support Services	6,005,367	6,648,000	6,077,000	6,700,000	6,921,000	7,028,000		
Capital Expenditures		49,744	0	0	0	0	0		
001	Administration Project	49,744	0	0	0	0	0		
Program / Treasury		49,744	0	0	0	0	0		
Total Program		6,055,111	6,648,000	6,077,000	6,700,000	6,921,000	7,028,000		

Budget Chapter 1802 - Ministry of Tourism and Antiquities/ Department of Antiquities Distributed According to the Program

3305	Maintaining the Civilized Legacy and the Archeological Sites Program
------	--

Objective of the program :

The program aims to execute the Department's projects represented by carrying out maintenance, sustainability and beautification of archaeological sites as well as serving the local community through the employment of manpower in the projects to be implemented, support the Museum of Jordan which was established under the Jordanian Antiquities Law and other museums as well as support the institute of mosaic and restoration art, expropriate the lands of discovered antiquities and the program aims also to preserve the antiquities and civilization resources. This program linked by antiquities offices which distributed in the various governorates and districts of the Kingdom.

The strategic objective related to the program :

Preserve archaeological and cultural resources.

Directorates associated with the program :

- Archaeological Offices all over the Kingdom
- Expropriations Directorate
- Technical Directorates and Museums
- Projects Committee and relevant committees

Services provided by the program :

- Renovation and maintenance operations of the various archaeological sites all over the Kingdom to preserve and maintain them.
- Beautifying the archaeological sites.

Staff working in the program :

The program is implemented through a functional staff in 2016 estimated with (230) staff, including (185) males and (45) females .

Performance Measurement Indicators for Program

Performance Measurement Indicator	Base Year	Value	Actual value	Target Value	Preliminary Self Evaluation	Target Value			
			2015	2016		2016	2017	2018	2019
1	Number of accomplished excavations, maintenance and renovation	2009	15	35	38	30	25	30	30

Appropriations Of Maintaining the Civilized Legacy and the Archeological Sites Program as Per Activities and Projects. (In JDs)

Activities and Projects	Actual	Estimated	Re-estimated	Estimated	Indicative		
	2015	2016	2016	2017	2018	2019	
Current Expenditures	0	0	0	0	0	0	
Capital Expenditures	1,528,352	2,110,000	1,520,000	2,350,000	1,300,000	1,300,000	
001	Maintaining the Traditional Inheritance and the Antiquities Sites Program Administration Project	173,152	385,000	320,000	360,000	310,000	310,000
002	Renovation and restoration of Jerash antiquities	49,524	40,000	35,000	35,000	35,000	35,000
003	Renovation and Restoration of Ajloun Castle and Mar Elias	24,827	40,000	35,000	30,000	30,000	30,000
004	Renovation and Restoration of Umm Qais	49,453	50,000	35,000	35,000	35,000	35,000
006	Renovating Beit Ras and Qwaybleh	13,341	20,000	15,000	15,000	15,000	15,000
007	Renovation of the Church in Tabaget Fahil	14,970	20,000	15,000	15,000	15,000	15,000
008	Renovating Umm Al-Serb Church	14,967	40,000	40,000	25,000	20,000	20,000
010	Renovating Umm Al-Jmal site	23,605	50,000	25,000	25,000	35,000	35,000
011	Renovating the Castle Mountain antiquities	44,338	60,000	45,000	45,000	45,000	45,000
012	Renovating Al Maghtas antiquities	13,514	20,000	10,000	10,000	10,000	10,000
013	Renovating Umm Al-Rasas antiquities	24,928	50,000	35,000	35,000	35,000	35,000
014	Renovating Al Balqa' antiquities	19,975	40,000	20,000	20,000	20,000	20,000
015	Renovating Zarqa antiquities	28,470	40,000	15,000	15,000	15,000	15,000
016	Renovating the desert palaces	24,940	30,000	15,000	15,000	15,000	15,000
017	Renovating Abu Nsair and Nymphaeum Fountain antiquities	14,922	30,000	10,000	10,000	10,000	10,000
020	Restoration and renovation of Karak Castle	39,401	50,000	40,000	40,000	40,000	40,000
021	Renovating Ayla antiquities and excavations	14,995	35,000	10,000	10,000	10,000	10,000
022	Renovating Tafileh antiquities	33,637	40,000	25,000	25,000	25,000	25,000
023	Renovating Adhruh site	6,712	20,000	5,000	10,000	10,000	10,000
025	Renovating Al Shoubak Castle	19,460	20,000	5,000	10,000	10,000	10,000
026	Renovating Southern Jordan Valley antiquities	18,947	25,000	15,000	15,000	10,000	10,000
028	Expropriations	399,998	350,000	350,000	1,500,000	500,000	500,000
029	Supporting Jordan Museum projects	345,799	350,000	350,000	0	0	0

Budget Chapter 1802 - Ministry of Tourism and Antiquities/ Department of Antiquities Distributed According to the Program

3305 Maintaining the Civilized Legacy and the Archeological Sites Program		Appropriations Of Maintaining the Civilized Legacy and the Archeological Sites Program as Per Activities and Projects. (In JDs)					
Activities and Projects		Actual 2015	Estimated 2016	Re-estimated 2016	Estimated 2017	Indicative 2018 2019	
Capital Expenditures		1,528,352	2,110,000	1,520,000	2,350,000	1,300,000	1,300,000
033	Renovating the antiquities of Middle Jordan Valley	14,789	15,000	10,000	10,000	10,000	10,000
035	Qualifying and developing the palace of the Founder King	0	250,000	0	0	0	0
036	Qualifying and maintenance of museums	99,688	40,000	40,000	40,000	40,000	40,000
Program / Treasury		1,528,352	2,110,000	1,520,000	2,350,000	1,300,000	1,300,000
Total Program		1,528,352	2,110,000	1,520,000	2,350,000	1,300,000	1,300,000

Capital Expenditures Distributed According to Governorates

Chapter : 1802 Ministry of Tourism and Antiquities/ Department of Antiquities

(In JDs)

Governorate		Actual 2015	Estimated 2016	Re-estimated 2016	Estimated 2017	Indicative 2018	Indicative 2019
11	National level	968543	1005000	960000	1900000	850000	850000
21	Irbid Governorate	77764	90000	65000	65000	65000	65000
22	Mafraq Governorate	63512	90000	65000	50000	55000	55000
23	Jerash Governorate	49524	40000	35000	35000	35000	35000
24	Ajloun Governorate	24827	40000	35000	30000	30000	30000
31	The Capital Governorate	84188	140000	90000	90000	90000	90000
32	Balqa' Governorate	33489	75000	40000	40000	40000	40000
33	Zarqa Governorate	28470	70000	30000	30000	30000	30000
34	Ma'daba Governorate	99838	120000	100000	0	0	0
41	Karak Governorate	73137	75000	55000	55000	50000	50000
42	Ma'an Governorate	26172	290000	10000	20000	20000	20000
43	Tafilah Governorate	33637	40000	25000	25000	25000	25000
44	Aqaba Governorate	14995	35000	10000	10000	10000	10000
Total		1578096	2110000	1520000	2350000	1300000	1300000

Chapter : 1802 Ministry of Tourism and Antiquities/ Department of Antiquities

(In JDs)

Current Activities Appropriations According to Program								
Prog.	Activites		Actual	Estimated	Re-estimated	Estimated	Indicative	Indicative
			2015	2016	2016	2017	2018	2019
3301	601	Administrative and Support Services	6005367	6648000	6077000	6700000	6921000	7028000
		Total of Program	6005367	6648000	6077000	6700000	6921000	7028000
		Total	6005367	6648000	6077000	6700000	6921000	7028000

Capital Projects Appropriations According to Program								
Prog.	Projects		Actual	Estimated	Re-estimated	Estimated	Indicative	Indicative
			2015	2016	2016	2017	2018	2019
3301	001	Administration Project	49744	0	0	0	0	0
		Total of Program	49744	0	0	0	0	0
3305	001	Maintaining the Traditional Inheritance and the Antiquities Sites Program Administration Project	173152	385000	320000	360000	310000	310000
	002	Renovation and restoration of Jerash antiquities	49524	40000	35000	35000	35000	35000
	003	Renovation and Restoration of Ajloun Castle and Mar Elias	24827	40000	35000	30000	30000	30000
	004	Renovation and Restoration of Umm Qais	49453	50000	35000	35000	35000	35000
	006	Renovating Beit Ras and Qwaybleh	13341	20000	15000	15000	15000	15000
	007	Renovation of the Church in Tabaqet Fahil	14970	20000	15000	15000	15000	15000
	008	Renovating Umm Al-Serb Church	14967	40000	40000	25000	20000	20000
	010	Renovating Umm Al-Jmal site	23605	50000	25000	25000	35000	35000
	011	Renovating the Castle Mountain antiquities	44338	60000	45000	45000	45000	45000
	012	Renovating Al Maghtas antiquities	13514	20000	10000	10000	10000	10000
	013	Renovating Umm Al-Rasas antiquities	24928	50000	35000	35000	35000	35000
	014	Renovating Al Balqa' antiquities	19975	40000	20000	20000	20000	20000
	015	Renovating Zarqa antiquities	28470	40000	15000	15000	15000	15000
	016	Renovating the desert palaces	24940	30000	15000	15000	15000	15000
	017	Renovating Abu Nsair and Nymphaeum Fountain antiquities	14922	30000	10000	10000	10000	10000
	020	Restoration and renovation of Karak Castle	39401	50000	40000	40000	40000	40000
	021	Renovating Ayla antiquities and excavations	14995	35000	10000	10000	10000	10000
	022	Renovating Tafileh antiquities	33637	40000	25000	25000	25000	25000
	023	Renovating Adhruh site	6712	20000	5000	10000	10000	10000
	025	Renovating Al Shoubak Castle	19460	20000	5000	10000	10000	10000
	026	Renovating Southern Jordan Valley antiquities	18947	25000	15000	15000	10000	10000
	028	Expropriations	399998	350000	350000	1500000	500000	500000
	029	Supporting Jordan Museum projects	345799	350000	350000	0	0	0
	033	Renovating the antiquities of Middle Jordan Valley	14789	15000	10000	10000	10000	10000
	035	Rehabilitating and developing the palace of the Founder King	0	250000	0	0	0	0
	036	Rehabilitation and maintenance of museums	99688	40000	40000	40000	40000	40000
		Total of Program	1528352	2110000	1520000	2350000	1300000	1300000
		Total	1578096	2110000	1520000	2350000	1300000	1300000

Overall Summary of Current Expenditures for the Years 2015 - 2019

Chapter: 1802 Ministry of Tourism and Antiquities/ Department of Antiquities

(In JDs)

Group	Item	Description	Actual 2015	Estimated 2016	Re-estimated 2016	Estimated 2017	Indicative 2018	Indicative 2019
21		Compensations of Employees						
2111		Salaries, Wages and Allowances						
	101	Classified Employees	90745	197000	89041	90000	88000	76000
	102	Unclassified Employees	1808103	2000000	1858541	1800000	1840000	1900000
	103	Comprehensive Contract Employees	32118	73000	51141	60000	60000	60000
	105	Personal Cost of Living Allowance	1523386	1430000	1430000	1550000	1600000	1650000
	106	Family Cost of Living Allowance	172437	180000	179881	180000	185000	185000
	111	Additional Allowance	464318	475000	475000	520000	540000	550000
	113	Transportation Allowance	45905	85000	47220	60000	60000	60000
	114	Transport Allowance	153180	170000	153176	170000	175000	175000
	115	Field Visit Allowance	199955	210000	210000	220000	250000	250000
	116	Employees' Bonuses	88457	95000	95000	95000	95000	95000
	120	Contract Employees	198	100000	100000	130000	135000	135000
		Total	4578802	5015000	4689000	4875000	5028000	5136000
2121		Social Security Contributions						
	301	Social Security	497005	499000	499000	520000	537000	549000
		Total	497005	499000	499000	520000	537000	549000
22		Use of Goods and Services						
2211		Use of Goods and Services						
	201	Rents	40913	45000	45000	40000	40000	40000
	202	Telecommunications Services	24794	22000	22000	22000	22000	22000
	203	Water	4882	25000	12000	13000	13000	13000
	204	Electricity	75242	78000	78000	78000	110000	110000
	205	Fuels	35328	60000	45000	45000	45000	45000
	206	Maintenance of Machines, furniture and accessories	2985	3000	2000	3000	3000	3000
	207	Maintenance of vehicles, equipment and accessories	19949	10000	10000	10000	15000	15000
	208	Repair and maintenance of buildings and accessories	14945	15000	14000	10000	15000	15000
	209	Office Supplies, publications and various stationery	14462	15000	15000	15000	20000	20000
	210	Substances and raw materials (medicines, clothes, food, films, etc..)	1973	2000	1000	2000	2000	2000
	211	Cleaning services and supplies including cleaning contracts	995	20000	8000	10000	10000	10000
	212	Insurance	19913	20000	20000	20000	20000	20000
	213	Official Travel Missions	9962	15000	13000	7500	7500	7500
	214	Goods and services expenses	6234	30000	15000	10500	20500	20500
		Total	272577	360000	300000	286000	343000	343000
26		Support/ Grants						
2631		Support to General Government Units						
	313	Support to general government units/current	652823	769000	586000	1016000	1008000	995000
		Total	652823	769000	586000	1016000	1008000	995000
28		Other Expenditures						
2821		Other Current Expenditures						
	303	Scientific scholarships and training courses	2610	3000	1000	1000	3000	3000
	305	Non-Employees' Bonuses	1550	2000	2000	2000	2000	2000
		Total	4160	5000	3000	3000	5000	5000
		Total of Chapter	6005367	6648000	6077000	6700000	6921000	7028000

Program : 3301 - Administration and Support Services								
Activity : 601 - Administrative and Support Services								
Group	Item	Description	Actual 2015	Estimated 2016	Re-estimated 2016	Estimated 2017	Indicative 2018	Indicative 2019
21		Compensations of Employees						
2111		Salaries, Wages and Allowances						
	101	Classified Employees	90745	197000	89041	90000	88000	76000
	102	Unclassified Employees	1808103	2000000	1858541	1800000	1840000	1900000
	103	Comprehensive Contract Employees	32118	73000	51141	60000	60000	60000
	105	Personal Cost of Living Allowance	1523386	1430000	1430000	1550000	1600000	1650000
	106	Family Cost of Living Allowance	172437	180000	179881	180000	185000	185000
	111	Additional Allowance	464318	475000	475000	520000	540000	550000
	113	Transportation Allowance	45905	85000	47220	60000	60000	60000
	114	Transport Allowance	153180	170000	153176	170000	175000	175000
	115	Field Visit Allowance	199955	210000	210000	220000	250000	250000
	116	Employees' Bonuses	88457	95000	95000	95000	95000	95000
	120	Contract Employees	198	100000	100000	130000	135000	135000
		Total	4578802	5015000	4689000	4875000	5028000	5136000
2121		Social Security Contributions						
	301	Social Security	497005	499000	499000	520000	537000	549000
		Total	497005	499000	499000	520000	537000	549000
22		Use of Goods and Services						
2211		Use of Goods and Services						
	201	Rents	40913	45000	45000	40000	40000	40000
	202	Telecommunications Services	24794	22000	22000	22000	22000	22000
	203	Water	4882	25000	12000	13000	13000	13000
	204	Electricity	75242	78000	78000	78000	110000	110000
	205	Fuels	35328	60000	45000	45000	45000	45000
		001 Heating	9964	20000	9000	15000	15000	15000
		002 Saloon vehicles	10000	20000	18000	15000	15000	15000
		003 Transport vehicles and heavy equipment	15364	20000	18000	15000	15000	15000
	206	Maintenance of Machines, furniture and accessories	2985	3000	2000	3000	3000	3000
	207	Maintenance of vehicles, equipment and accessories	19949	10000	10000	10000	15000	15000
	208	Repair and maintenance of buildings and accessories	14945	15000	14000	10000	15000	15000
	209	Office Supplies, publications and various stationery	14462	15000	15000	15000	20000	20000
	210	Substances and raw materials (medicines, clothes, food, films, etc..)	1973	2000	1000	2000	2000	2000
	211	Cleaning services and supplies including cleaning contracts	995	20000	8000	10000	10000	10000
	212	Insurance	19913	20000	20000	20000	20000	20000
	213	Official Travel Missions	9962	15000	13000	7500	7500	7500
	214	Goods and services expenses	6234	30000	15000	10500	20500	20500
		Total	272577	360000	300000	286000	343000	343000
26		Support/ Grants						
2631		Support to General Government Units						
	313	Support to general government units/current	652823	769000	586000	1016000	1008000	995000
		022 Jordan Museum	652823	769000	586000	1016000	1008000	995000
		Total	652823	769000	586000	1016000	1008000	995000
28		Other Expenditures						
2821		Other Current Expenditures						
	303	Scientific scholarships and training courses	2610	3000	1000	1000	3000	3000
	305	Non-Employees' Bonuses	1550	2000	2000	2000	2000	2000
		Total	4160	5000	3000	3000	5000	5000
		Total of Activity	6005367	6648000	6077000	6700000	6921000	7028000
		Total of Program	6005367	6648000	6077000	6700000	6921000	7028000
		Total of Chapter	6005367	6648000	6077000	6700000	6921000	7028000

Overall Summary of Capital Expenditures for the Years 2015 - 2019

Chapter : 1802 Ministry of Tourism and Antiquities/ Department of Antiquities

(In JDs)

Group	Item	Description	Actual 2015	Estimated 2016	Re-estimated 2016	Estimated 2017	Indicative 2018	Indicative 2019
		Expenditures						
21		Compensations of Employees						
2111		Salaries, Wages and Allowances						
	502	Wages	39990	150000	120000	155000	155000	155000
Total			39990	150000	120000	155000	155000	155000
2121		Social Security Contributions						
	517	Social Security	4846	35000	30000	0	0	0
Total			4846	35000	30000	0	0	0
22		Use of Goods and Services						
2211		Use of Goods and Services						
	512	Operating and Sustaining Expenditures	119334	120000	100000	30000	20000	20000
Total			119334	120000	100000	30000	20000	20000
25		Subsidies						
2511		Subsidies to Public Corporations						
	520	Subsidies to non-financial public corporations/ capital	0	0	0	100000	100000	100000
Total			0	0	0	100000	100000	100000
26		Support/ Grants						
2632		Support to General Government Units/ Capital						
	509	Subsidy to general government units/capital	345799	350000	350000	0	0	0
Total			345799	350000	350000	0	0	0
		Fixed Assets						
31		Non-financial Assets						
3111		Buildings and Constructions						
	508	Works and Constructions	639220	1025000	500000	490000	490000	490000
Total			639220	1025000	500000	490000	490000	490000
3112		Devices, Machinery and Equipment						
	505	Equipment, Machines and Devices	9883	30000	20000	65000	25000	25000
Total			9883	30000	20000	65000	25000	25000
3113		Other Fixed Assets						
	511	Equipping and furnishing	4924	30000	30000	0	0	0
Total			4924	30000	30000	0	0	0
3122		Inventories						
	503	Materials and supplies	14102	20000	20000	10000	10000	10000
Total			14102	20000	20000	10000	10000	10000
3141		Lands						
	507	Lands	399998	350000	350000	1500000	500000	500000
Total			399998	350000	350000	1500000	500000	500000
Total of Chapter			1578096	2110000	1520000	2350000	1300000	1300000

Capital Expenditures According to Program and Projects for the Years 2015 - 2019

Chapter : 1802 Ministry of Tourism and Antiquities/ Department of Antiquities

(In JDs)

Program 3301 Administration and Support Services								
Project		001 Administration Project						
Fund Source		102001 Capital (Treasury)						
Group	item	Description	Actual 2015	Estimated 2016	Re-estimated 2016	Estimated 2017	Indicative 2018	Indicative 2019
21		Compensations of Employees						
2111		Salaries, Wages and Allowances						
	502	Wages						
	001	Wages	39990	0	0	0	0	0
		Total of Item	39990	0	0	0	0	0
2121		Social Security Contributions						
	517	Social Security						
	001	Social Security	4846	0	0	0	0	0
		Total of Item	4846	0	0	0	0	0
31		Non-financial Assets						
3112		Devices, Machinery and Equipment						
	505	Equipment, Machines and Devices						
	001	Computers and accessories	4908	0	0	0	0	0
		Total of Item	4908	0	0	0	0	0
		Total of Project / Treasury	49744	0	0	0	0	0
		Total of Program	49744	0	0	0	0	0

Capital Expenditures According to Program and Projects for the Years 2015 - 2019

Chapter : 1802 Ministry of Tourism and Antiquities/ Department of Antiquities

(In JDs)

Program 3305 Maintaining the Traditional Legacy and the Archeological Sites								
Project		001 Maintaining the Traditional Inheritance and the Antiquities Sites Program Administration Project						
Fund Source		102001 Capital (Treasury)						
Group	item	Description	Actual 2015	Estimated 2016	Re-estimated 2016	Estimated 2017	Indicative 2018	Indicative 2019
21		Compensations of Employees						
2111		Salaries, Wages and Allowances						
	502	Wages						
	001	Wages	0	150000	120000	155000	155000	155000
		Total of Item	0	150000	120000	155000	155000	155000
2121		Social Security Contributions						
	517	Social Security						
	001	Social Security	0	35000	30000	0	0	0
		Total of Item	0	35000	30000	0	0	0
22		Use of Goods and Services						
2211		Use of Goods and Services						
	512	Operating and Sustaining Expenditures						
	011	Capacity building expenses	99838	120000	100000	0	0	0
	013	Services contracts	0	0	0	20000	20000	20000
	014	Archiving and documentation	0	0	0	10000	0	0
	999	n.e.c	19496	0	0	0	0	0
		Total of Item	119334	120000	100000	30000	20000	20000
25		Subsidies						
2511		Subsidies to Public Corporations						
	520	Subsidies to non-financial public corporations/ capital						
	029	Institute for Mosaic Art and Restoration / Madaba	0	0	0	100000	100000	100000
		Total of Item	0	0	0	100000	100000	100000
31		Non-financial Assets						
3111		Buildings and Constructions						
	508	Works and Constructions						
	015	Restoration, rehabilitation and development of Sites	29817	0	0	0	0	0
		Total of Item	29817	0	0	0	0	0
3112		Devices, Machinery and Equipment						
	505	Equipment, Machines and Devices						
	001	Computers and accessories	0	25000	15000	10000	10000	10000
	006	Public safety devices and equipment	4975	5000	5000	5000	15000	15000
	068	Solar cells generating the electric energy	0	0	0	50000	0	0
		Total of Item	4975	30000	20000	65000	25000	25000
3113		Other Fixed Assets						
	511	Equipping and furnishing						
	006	Furnishing and equipping the buildings and facilities	4924	30000	30000	0	0	0
		Total of Item	4924	30000	30000	0	0	0
3122		Inventories						
	503	Materials and supplies						
	017	Manual tool kits	6506	10000	10000	10000	10000	10000
	999	n.e.c	7596	10000	10000	0	0	0
		Total of Item	14102	20000	20000	10000	10000	10000
		Total of Project / Treasury	173152	385000	320000	360000	310000	310000

Capital Expenditures According to Program and Projects for the Years 2015 - 2019

Chapter : 1802 Ministry of Tourism and Antiquities/ Department of Antiquities

(In JDs)

Program 3305 Maintaining the Traditional Legacy and the Archeological Sites								
Project		002 Renovation and restoration of Jerash antiquities						
Fund Source		102001 Capital (Treasury)						
Group	item	Description	Actual 2015	Estimated 2016	Re-estimated 2016	Estimated 2017	Indicative 2018	Indicative 2019
31		Non-financial Assets						
3111		Buildings and Constructions						
	508	Works and Constructions						
	015	Restoration, rehabilitation and development of Sites	49524	40000	35000	35000	35000	35000
		Total of Item	49524	40000	35000	35000	35000	35000
		Total of Project / Treasury	49524	40000	35000	35000	35000	35000
Project		003 Renovation and Restoration of Ajloun Castle and Mar Elias						
Fund Source		102001 Capital (Treasury)						
Group	item	Description	Actual 2015	Estimated 2016	Re-estimated 2016	Estimated 2017	Indicative 2018	Indicative 2019
31		Non-financial Assets						
3111		Buildings and Constructions						
	508	Works and Constructions						
	015	Restoration, rehabilitation and development of Sites	24827	40000	35000	30000	30000	30000
		Total of Item	24827	40000	35000	30000	30000	30000
		Total of Project / Treasury	24827	40000	35000	30000	30000	30000
Project		004 Renovation and Restoration of Umm Qais						
Fund Source		102001 Capital (Treasury)						
Group	item	Description	Actual 2015	Estimated 2016	Re-estimated 2016	Estimated 2017	Indicative 2018	Indicative 2019
31		Non-financial Assets						
3111		Buildings and Constructions						
	508	Works and Constructions						
	015	Restoration, rehabilitation and development of Sites	49453	50000	35000	35000	35000	35000
		Total of Item	49453	50000	35000	35000	35000	35000
		Total of Project / Treasury	49453	50000	35000	35000	35000	35000
Project		006 Renovating Beit Ras and Qwaybleh						
Fund Source		102001 Capital (Treasury)						
Group	item	Description	Actual 2015	Estimated 2016	Re-estimated 2016	Estimated 2017	Indicative 2018	Indicative 2019
31		Non-financial Assets						
3111		Buildings and Constructions						
	508	Works and Constructions						
	015	Restoration, rehabilitation and development of Sites	13341	20000	15000	15000	15000	15000
		Total of Item	13341	20000	15000	15000	15000	15000
		Total of Project / Treasury	13341	20000	15000	15000	15000	15000
Project		007 Renovation of the Church in Tabaqet Fahil						
Fund Source		102001 Capital (Treasury)						
Group	item	Description	Actual 2015	Estimated 2016	Re-estimated 2016	Estimated 2017	Indicative 2018	Indicative 2019
31		Non-financial Assets						
3111		Buildings and Constructions						
	508	Works and Constructions						
	015	Restoration, rehabilitation and development of Sites	14970	20000	15000	15000	15000	15000
		Total of Item	14970	20000	15000	15000	15000	15000
		Total of Project / Treasury	14970	20000	15000	15000	15000	15000

Capital Expenditures According to Program and Projects for the Years 2015 - 2019

Chapter : 1802 Ministry of Tourism and Antiquities/ Department of Antiquities

(In JDs)

Program 3305 Maintaining the Traditional Legacy and the Archeological Sites								
Project		008 Renovating Umm Al-Serb Church						
Fund Source		102001 Capital (Treasury)						
Group	item	Description	Actual 2015	Estimated 2016	Re-estimated 2016	Estimated 2017	Indicative 2018	Indicative 2019
31		Non-financial Assets						
3111		Buildings and Constructions						
	508	Works and Constructions						
	015	Restoration, rehabilitation and development of Sites	14967	40000	40000	25000	20000	20000
		Total of Item	14967	40000	40000	25000	20000	20000
		Total of Project / Treasury	14967	40000	40000	25000	20000	20000
Project		010 Renovating Umm Al-Jmal site						
Fund Source		102001 Capital (Treasury)						
Group	item	Description	Actual 2015	Estimated 2016	Re-estimated 2016	Estimated 2017	Indicative 2018	Indicative 2019
31		Non-financial Assets						
3111		Buildings and Constructions						
	508	Works and Constructions						
	015	Restoration, rehabilitation and development of Sites	23605	50000	25000	25000	35000	35000
		Total of Item	23605	50000	25000	25000	35000	35000
		Total of Project / Treasury	23605	50000	25000	25000	35000	35000
Project		011 Renovating the Castle Mountain antiquities						
Fund Source		102001 Capital (Treasury)						
Group	item	Description	Actual 2015	Estimated 2016	Re-estimated 2016	Estimated 2017	Indicative 2018	Indicative 2019
31		Non-financial Assets						
3111		Buildings and Constructions						
	508	Works and Constructions						
	015	Restoration, rehabilitation and development of Sites	44338	60000	45000	45000	45000	45000
		Total of Item	44338	60000	45000	45000	45000	45000
		Total of Project / Treasury	44338	60000	45000	45000	45000	45000
Project		012 Renovating Al Maghtas antiquities						
Fund Source		102001 Capital (Treasury)						
Group	item	Description	Actual 2015	Estimated 2016	Re-estimated 2016	Estimated 2017	Indicative 2018	Indicative 2019
31		Non-financial Assets						
3111		Buildings and Constructions						
	508	Works and Constructions						
	015	Restoration, rehabilitation and development of Sites	13514	20000	10000	10000	10000	10000
		Total of Item	13514	20000	10000	10000	10000	10000
		Total of Project / Treasury	13514	20000	10000	10000	10000	10000
Project		013 Renovating Umm Al-Rasas antiquities						
Fund Source		102001 Capital (Treasury)						
Group	item	Description	Actual 2015	Estimated 2016	Re-estimated 2016	Estimated 2017	Indicative 2018	Indicative 2019
31		Non-financial Assets						
3111		Buildings and Constructions						
	508	Works and Constructions						
	015	Restoration, rehabilitation and development of Sites	24928	50000	35000	35000	35000	35000
		Total of Item	24928	50000	35000	35000	35000	35000
		Total of Project / Treasury	24928	50000	35000	35000	35000	35000

Capital Expenditures According to Program and Projects for the Years 2015 - 2019

Chapter : 1802 Ministry of Tourism and Antiquities/ Department of Antiquities

(In JDs)

Program 3305 Maintaining the Traditional Legacy and the Archeological Sites								
Project		014 Renovating Al Balqa' antiquities						
Fund Source		102001 Capital (Treasury)						
Group	item	Description	Actual 2015	Estimated 2016	Re-estimated 2016	Estimated 2017	Indicative 2018	Indicative 2019
31		Non-financial Assets						
3111		Buildings and Constructions						
	508	Works and Constructions						
	015	Restoration, rehabilitation and development of Sites	19975	40000	20000	20000	20000	20000
Total of Item			19975	40000	20000	20000	20000	20000
Total of Project / Treasury			19975	40000	20000	20000	20000	20000
Project		015 Renovating Zarqa antiquities						
Fund Source		102001 Capital (Treasury)						
Group	item	Description	Actual 2015	Estimated 2016	Re-estimated 2016	Estimated 2017	Indicative 2018	Indicative 2019
31		Non-financial Assets						
3111		Buildings and Constructions						
	508	Works and Constructions						
	015	Restoration, rehabilitation and development of Sites	28470	40000	15000	15000	15000	15000
Total of Item			28470	40000	15000	15000	15000	15000
Total of Project / Treasury			28470	40000	15000	15000	15000	15000
Project		016 Renovating the desert palaces						
Fund Source		102001 Capital (Treasury)						
Group	item	Description	Actual 2015	Estimated 2016	Re-estimated 2016	Estimated 2017	Indicative 2018	Indicative 2019
31		Non-financial Assets						
3111		Buildings and Constructions						
	508	Works and Constructions						
	015	Restoration, rehabilitation and development of Sites	24940	30000	15000	15000	15000	15000
Total of Item			24940	30000	15000	15000	15000	15000
Total of Project / Treasury			24940	30000	15000	15000	15000	15000
Project		017 Renovating Abu Nsair and Nymphaeum Fountain antiquities						
Fund Source		102001 Capital (Treasury)						
Group	item	Description	Actual 2015	Estimated 2016	Re-estimated 2016	Estimated 2017	Indicative 2018	Indicative 2019
31		Non-financial Assets						
3111		Buildings and Constructions						
	508	Works and Constructions						
	015	Restoration, rehabilitation and development of Sites	14922	30000	10000	10000	10000	10000
Total of Item			14922	30000	10000	10000	10000	10000
Total of Project / Treasury			14922	30000	10000	10000	10000	10000
Project		020 Restoration and renovation of Karak Castle						
Fund Source		102001 Capital (Treasury)						
Group	item	Description	Actual 2015	Estimated 2016	Re-estimated 2016	Estimated 2017	Indicative 2018	Indicative 2019
31		Non-financial Assets						
3111		Buildings and Constructions						
	508	Works and Constructions						
	015	Restoration, rehabilitation and development of Sites	39401	50000	40000	40000	40000	40000
Total of Item			39401	50000	40000	40000	40000	40000
Total of Project / Treasury			39401	50000	40000	40000	40000	40000

Capital Expenditures According to Program and Projects for the Years 2015 - 2019

Chapter : 1802 Ministry of Tourism and Antiquities/ Department of Antiquities

(In JDs)

Program 3305 Maintaining the Traditional Legacy and the Archeological Sites								
Project		021 Renovating Ayla antiquities and excavations						
Fund Source		102001 Capital (Treasury)						
Group	item	Description	Actual 2015	Estimated 2016	Re-estimated 2016	Estimated 2017	Indicative 2018	Indicative 2019
31		Non-financial Assets						
3111		Buildings and Constructions						
	508	Works and Constructions						
	015	Restoration, rehabilitation and development of Sites	14995	35000	10000	10000	10000	10000
		Total of Item	14995	35000	10000	10000	10000	10000
		Total of Project / Treasury	14995	35000	10000	10000	10000	10000
Project		022 Renovating Tafleeh antiquities						
Fund Source		102001 Capital (Treasury)						
Group	item	Description	Actual 2015	Estimated 2016	Re-estimated 2016	Estimated 2017	Indicative 2018	Indicative 2019
31		Non-financial Assets						
3111		Buildings and Constructions						
	508	Works and Constructions						
	015	Restoration, rehabilitation and development of Sites	33637	40000	25000	25000	25000	25000
		Total of Item	33637	40000	25000	25000	25000	25000
		Total of Project / Treasury	33637	40000	25000	25000	25000	25000
Project		023 Renovating Adhruh site						
Fund Source		102001 Capital (Treasury)						
Group	item	Description	Actual 2015	Estimated 2016	Re-estimated 2016	Estimated 2017	Indicative 2018	Indicative 2019
31		Non-financial Assets						
3111		Buildings and Constructions						
	508	Works and Constructions						
	015	Restoration, rehabilitation and development of Sites	6712	20000	5000	10000	10000	10000
		Total of Item	6712	20000	5000	10000	10000	10000
		Total of Project / Treasury	6712	20000	5000	10000	10000	10000
Project		025 Renovating Al Shoubak Castle						
Fund Source		102001 Capital (Treasury)						
Group	item	Description	Actual 2015	Estimated 2016	Re-estimated 2016	Estimated 2017	Indicative 2018	Indicative 2019
31		Non-financial Assets						
3111		Buildings and Constructions						
	508	Works and Constructions						
	015	Restoration, rehabilitation and development of Sites	19460	20000	5000	10000	10000	10000
		Total of Item	19460	20000	5000	10000	10000	10000
		Total of Project / Treasury	19460	20000	5000	10000	10000	10000
Project		026 Renovating Southern Jordan Valley antiquities						
Fund Source		102001 Capital (Treasury)						
Group	item	Description	Actual 2015	Estimated 2016	Re-estimated 2016	Estimated 2017	Indicative 2018	Indicative 2019
31		Non-financial Assets						
3111		Buildings and Constructions						
	508	Works and Constructions						
	015	Restoration, rehabilitation and development of Sites	18947	25000	15000	15000	10000	10000
		Total of Item	18947	25000	15000	15000	10000	10000
		Total of Project / Treasury	18947	25000	15000	15000	10000	10000

Capital Expenditures According to Program and Projects for the Years 2015 - 2019

Chapter : 1802 Ministry of Tourism and Antiquities/ Department of Antiquities

(In JDs)

Program 3305 Maintaining the Traditional Legacy and the Archeological Sites								
Project		028 Expropriations						
Fund Source		102001 Capital (Treasury)						
Group	item	Description	Actual 2015	Estimated 2016	Re-estimated 2016	Estimated 2017	Indicative 2018	Indicative 2019
31		Non-financial Assets						
3141		Lands						
	507	Lands						
	001	Lands expropriation and purchase	399998	350000	350000	1500000	500000	500000
		Total of Item	399998	350000	350000	1500000	500000	500000
		Total of Project / Treasury	399998	350000	350000	1500000	500000	500000
Project		029 Supporting Jordan Museum projects						
Fund Source		102001 Capital (Treasury)						
Group	item	Description	Actual 2015	Estimated 2016	Re-estimated 2016	Estimated 2017	Indicative 2018	Indicative 2019
26		Support/ Grants						
2632		Support to General Government Units/ Capital						
	509	Subsidy to general government units/capital						
	057	Jordan Museum	345799	350000	350000	0	0	0
		Total of Item	345799	350000	350000	0	0	0
		Total of Project / Treasury	345799	350000	350000	0	0	0
Project		033 Renovating the antiquities of Middle Jordan Valley						
Fund Source		102001 Capital (Treasury)						
Group	item	Description	Actual 2015	Estimated 2016	Re-estimated 2016	Estimated 2017	Indicative 2018	Indicative 2019
31		Non-financial Assets						
3111		Buildings and Constructions						
	508	Works and Constructions						
	015	Restoration, rehabilitation and development of Sites	14789	15000	10000	10000	10000	10000
		Total of Item	14789	15000	10000	10000	10000	10000
		Total of Project / Treasury	14789	15000	10000	10000	10000	10000
Project		035 Rehabilitating and developing the palace of the Founder King						
Fund Source		102001 Capital (Treasury)						
Group	item	Description	Actual 2015	Estimated 2016	Re-estimated 2016	Estimated 2017	Indicative 2018	Indicative 2019
31		Non-financial Assets						
3111		Buildings and Constructions						
	508	Works and Constructions						
	015	Restoration, rehabilitation and development of Sites	0	250000	0	0	0	0
		Total of Item	0	250000	0	0	0	0
		Total of Project / Treasury	0	250000	0	0	0	0
Project		036 Rehabilitation and maintenance of museums						
Fund Source		102001 Capital (Treasury)						
Group	item	Description	Actual 2015	Estimated 2016	Re-estimated 2016	Estimated 2017	Indicative 2018	Indicative 2019
31		Non-financial Assets						
3111		Buildings and Constructions						
	508	Works and Constructions						
	015	Restoration, rehabilitation and development of Sites	99688	40000	40000	40000	40000	40000
		Total of Item	99688	40000	40000	40000	40000	40000
		Total of Project / Treasury	99688	40000	40000	40000	40000	40000
Total of Program			1528352	2110000	1520000	2350000	1300000	1300000
Total of Chapter			1578096	2110000	1520000	2350000	1300000	1300000