

## Chapter : 2001 Ministry of Energy and Mineral Resources

**Creation:** The Ministry of Energy and Mineral Resources was established lately in 1984 and entrusted with administering and organizing the energy sector under Ministry of Energy and Mineral Resources Organization and Administration Bylaw No.(26) for the year 1985 in a way that achieves the national objectives and responsible for the comprehensive planning of the sector in terms of organizing ,and setting the public policies and ensuring their implementation in a way that achieves to provide the energy needed for comprehensive sustainable development with the lowest possible cost and the best appropriate standards through the development and implementation of policies, legislation and programs. Under government departments and institutions restructuring Bylaw No.(17) for the year (2014) clause c/1. The Natural Resources Authority has elapsed that it established under Natural Resources Affairs Organization Law No.(12) for the year 1968 ,the Authority's rights and assets passed to the Ministry of Energy and Mineral Resources except organizational tasks

**Vision :** Achieving of a secure sustainable supply of energy and optimal utilization of natural resources

**Mission:** Setting and developing the appropriate policies and legislations to achieve a secure sustainable supply of energy and the optimum utilization of natural resources according to the best international practices.

**Legal Framework :** Provisions of Ministry Organization and Administration Bylaw No. (26) 1985

### Tasks of the Ministry / Department:

- Setting and developing the appropriate policies and legislations complies with international best practices to achieve a secure sustainable supply of energy and the optimum utilization of natural resources.

### Ministry/Department Contribution to the Achievement of the National Objectives:

- Develop the national economy to become prosperous and open to the regional and international markets.
- To have facilities and infrastructures in Jordan with high efficiency and return.
- Preserving the environment
- Restructure the public sector to become more productive and effective.

### Major Issues and Challenges which face the Ministry / Department:

- Lack of domestic commercial sources of energy and reliance on imports.
- The annual high cost of importing energy
- High growth rates in demand of energy due to population increase
- The magnitude of the necessary investment size in energy industry and its facilities
- Lack of investment size in the mining sector

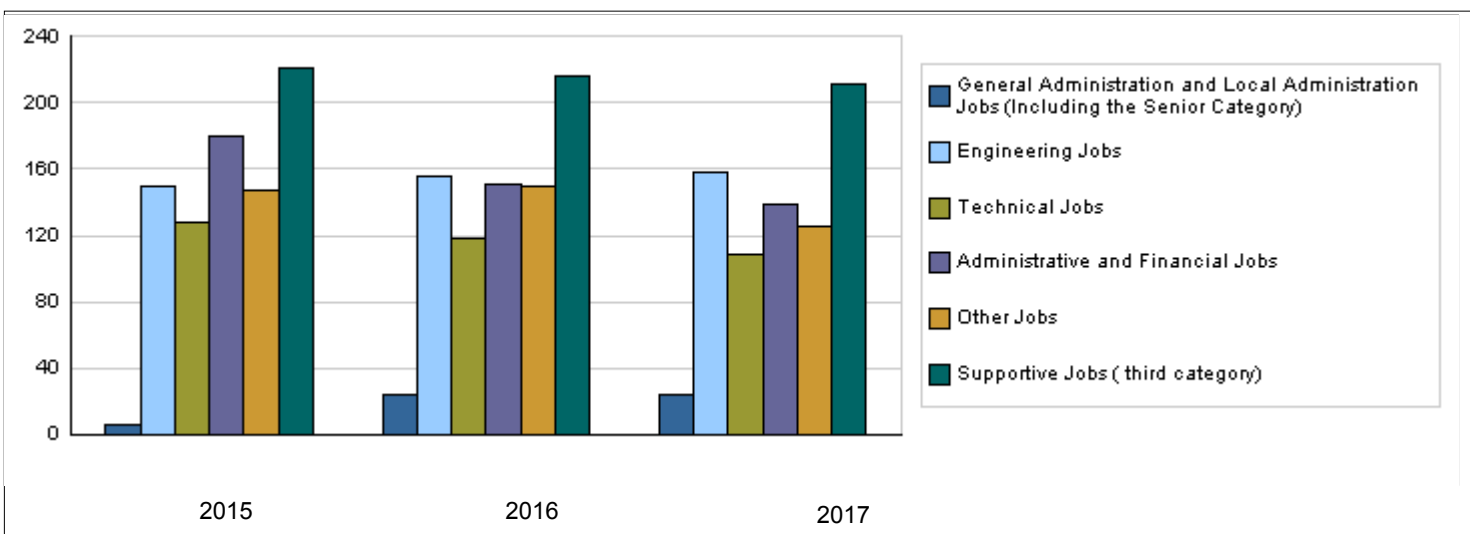
## CHAPTER : 2001 Ministry of Energy and Mineral Resources

### Strategic Objectives and Performance Indicators of the Ministry / Department

Strategic Objective	Performance Indicator	Base year	Value	Actual Value	Target Value	Preliminary Self Evaluation	Target Value		
				2015	2016		2016	2017	2018
1 - To maintain a secure supply of oil derivatives	1 Percentage of a secure supply of petroleum products	2015	%100	%100	%100	%100	%100	%100	%100
2 - To maintain a secure supply of electricity power	1 Percentage of a secure supply of electricity energy	2015	%100	%100	%100	%100	%100	%100	%100
3 - To increase the contribution of natural gas in the total energy mix	1 Percentage of natural gas contribution to total energy mixture	2015	%22	%22	%32	%32	%34	%36	%38
	2 Percentage of natural gas contribution in Electricity generation	2015	%85	%85	%85	%85	%85	%85	%85
4 - To increase the contribution of renewable energy in the total energy mix	1 Percentage of renewable energy contribution to total energy mixture	2015	%2	%2	%5	%5	%6	%8	%9
	2 Percentage of renewable energy contribution in Electricity generation	2015	%5	%5	%8	%8	%9	%11	%12
5 - To rationalize the consumption of energy and improve its efficiency in all sectors	1 Energy consumption intensity (kg oil equivalent/1000 dollars at constant prices)	2015	207	207	205	205	203	201	200
6 - To increase the investment in the mining sector	1 Percentage of mining sector contribution to the GDP	2015	%8	%8	%8	%8	%8	%8	%8
7 - To observe and analysis of the Earthquake information	1 Number of new stations	2015	1	1	2	1	2	2	2
	2 Number of stations updated with information transfer mean	2015	13	13	15	14	17	19	21
8 - To enhance the relations and international cooperation	1 Number of signed memorandums of understanding and cooperation protocols	2015	7	7	9	9	12	15	16
9 - To promote the efficiency of institutional performance	1 Percentage of service recipients' satisfaction	2015	%86	%86	%88	%88	%90	%92	%94
10 - To develop, motivate and build the capacities of human resources	1 Percentage of employees' satisfaction	2015	%73	%73	%75	%75	%77	%79	%81
11 - To achieve the efficient financial performance	1 Preserve the percentage of budget performance of current expenditures	2015	%96	%96	%96	%96	%96	%96	%96
	2 Preserve the percentage of budget performance of capital expenditures	2015	%95	%95	%95	%95	%95	%95	%95

### Number of Staff of the Ministry / Department

Group	Job	2015			2016			Preliminary 2017		
		Male	Female	Total	Male	Female	Total	Male	Female	Total
General Administration and Local Administration Jobs (Including the Senior Category)	Supervisory and Leadership jobs	5	1	6	19	5	24	19	5	24
Engineering Jobs	Engineer	112	38	150	98	57	155	105	53	158
Technical Jobs	Technical jobs (Programmer, Researcher,...)	105	23	128	84	34	118	80	29	109
Administrative and Financial Jobs	Administrative and Financial jobs	143	37	180	102	49	151	95	44	139
Other Jobs	Other jobs	118	29	147	105	45	150	97	28	125
Supportive Jobs ( third category)	Supportive employee (Driver, Office Boy,...)	196	25	221	203	13	216	196	15	211
<b>Total</b>		<b>679</b>	<b>153</b>	<b>832</b>	<b>611</b>	<b>203</b>	<b>814</b>	<b>592</b>	<b>174</b>	<b>766</b>
<b>Total Cost of Salaries</b>		<b>3980778</b>	<b>873829</b>	<b>4854607</b>	<b>3601500</b>	<b>1200500</b>	<b>4802000</b>	<b>4055590</b>	<b>1211410</b>	<b>5267000</b>



#### Key Information of the Ministry / Department

No.	Description	2013	2014	2015	2016	2017
1	Number of oil companies working in the oil sector	5	6	6	12	12
2	Contribution of wind energy to the energy mix/ a percentage	1.125	1.125	1.125	5	5
3	Number of cumulative programs in energy conservation and improving efficiency	3	3	3	8	10
4	Increased spread of solar water heaters for domestic purposes/ a percentage	11	12	12	12.5	15

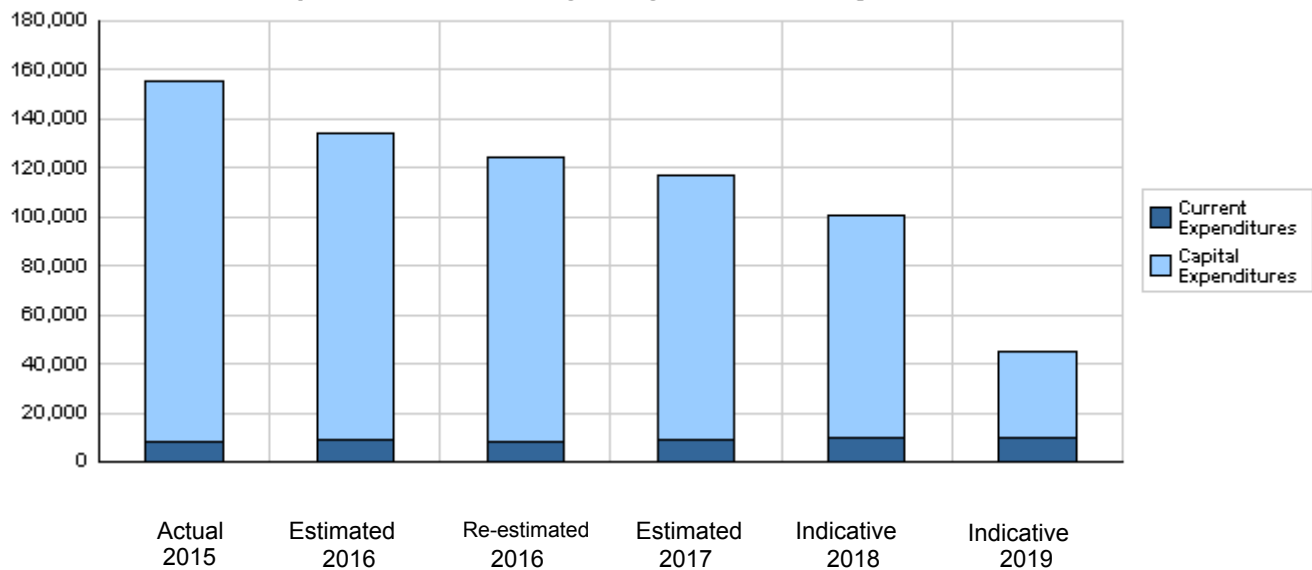
**Overall Summary of Expenditures for Chapter 2001- Ministry of Energy and Mineral Resources**  
for the Years 2015 - 2019

( In JDs )

Description		Actual 2015	Estimated 2016	Re-estimated 2016	Estimated 2017	Indicative	
						2018	2019
<b>Group</b>	<b>Current Expenditures</b>						
2111	Salaries, Wages and Allowances	4,529,014	5,063,000	4,467,000	4,837,000	4,999,000	5,095,000
2121	Social Security Contributions	325,593	365,000	335,000	430,000	450,000	460,000
2211	Use of Goods and Services	500,560	550,000	505,000	471,000	550,000	550,000
2631	Support to General Government Units	2,608,000	3,204,000	2,625,000	3,367,000	3,630,000	3,700,000
2821	Other Current Expenditures	9,375	20,000	15,000	15,000	15,000	15,000
<b>Total current expenditures</b>		<b>7,972,542</b>	<b>9,202,000</b>	<b>7,947,000</b>	<b>9,120,000</b>	<b>9,644,000</b>	<b>9,820,000</b>
<b>Capital Expenditures</b>							
2111	Salaries, Wages and Allowances	165,373	190,000	190,000	220,000	220,000	220,000
2121	Social Security Contributions	17,070	30,000	30,000	0	0	0
2211	Use of Goods and Services	1,578,750	1,175,000	940,000	544,213	575,000	575,000
2511	Subsidies to Public Corporations	0	500,000	500,000	500,000	500,000	500,000
2632	Support to General Government Units/ Capital	19,498,500	9,685,000	8,720,000	8,040,000	3,250,000	3,200,000
2822	Other Capital Expenditures	8,597,366	17,543,000	15,543,000	15,393,000	14,175,000	11,675,000
3111	Buildings and Constructions	73,389,829	44,380,000	43,270,000	30,430,000	27,180,000	2,320,000
3112	Devices, Machinery and Equipment	40,821,660	48,215,000	45,010,000	50,488,000	41,490,000	12,910,000
3122	Inventories	45,503	75,000	70,000	50,000	50,000	50,000
3141	Lands	3,385,739	3,020,000	2,550,000	1,836,000	3,500,000	3,500,000
<b>Total capital expenditures</b>		<b>147,499,790</b>	<b>124,813,000</b>	<b>116,823,000</b>	<b>107,501,213</b>	<b>90,940,000</b>	<b>34,950,000</b>
<b>Treasury</b>		<b>147,499,790</b>	<b>124,813,000</b>	<b>116,823,000</b>	<b>107,501,213</b>	<b>90,940,000</b>	<b>34,950,000</b>
<b>Total current and capital expenditures</b>		<b>155,472,332</b>	<b>134,015,000</b>	<b>124,770,000</b>	<b>116,621,213</b>	<b>100,584,000</b>	<b>44,770,000</b>

( Thousands of JDs )

**Graph of the current and capital expenditures for the years 2015 - 2019**



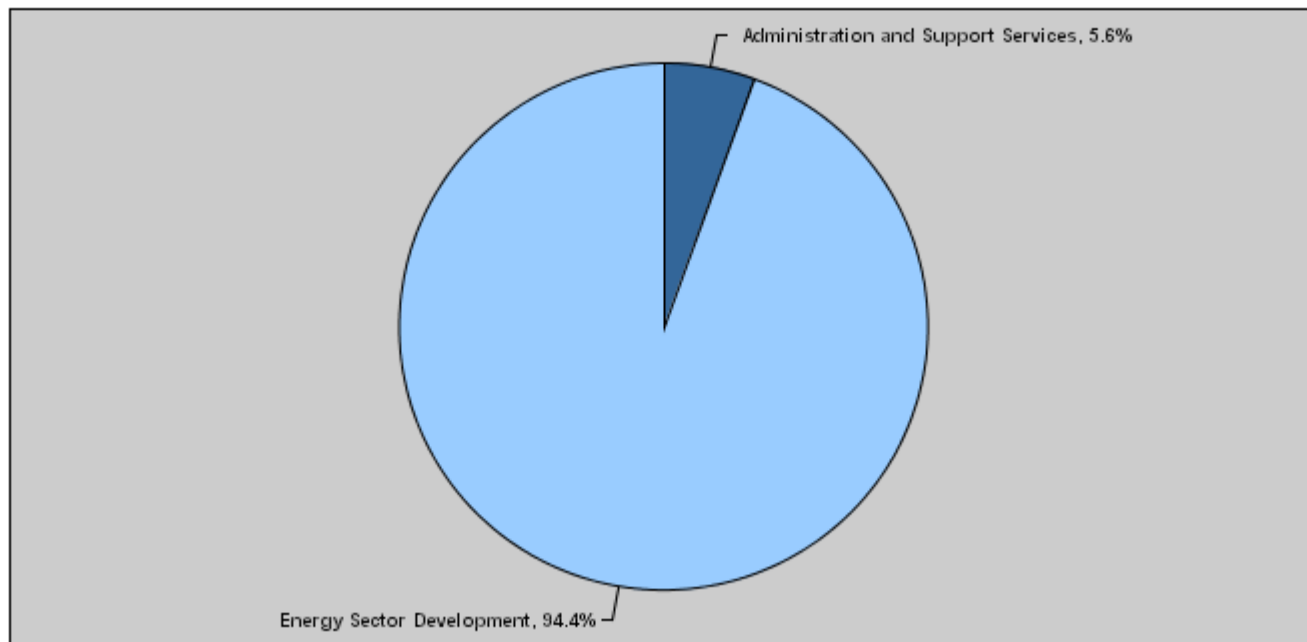
Budget of Chapter 2001 - Ministry of Energy and Mineral Resources

For the Year 2017 Distributed According to Program

( In JDs )

Prog.	Description	Current Expenditures	Capital Expenditures	Total Expenditures
3501	Administration and Support Services	5,753,000	819,213	6,572,213
3505	Energy Sector Development	3,367,000	106,682,000	110,049,000
Total		9,120,000	107,501,213	116,621,213

**Total Expenditures for the Year 2017 Distributed According to Programs**



Estimated Allocations for Females distributed according to Programs for the Years 2015 - 2019

Program	2015	2016	2017	2018	2019
3501 Administration and Support Services	1287490	1277280	1399680	1443360	1468800
3505 Energy Sector Development	678080	682500	875420	943800	962000
Total	1965570	1959780	2275100	2387160	2430800

Budget Chapter 2001 - Ministry of Energy and Mineral Resources Distributed According to the Program

3501	Administration and Support Services Program
<b>Objective of the program :</b>	
<ul style="list-style-type: none"> <li>- Improve the administrative capacities of all administrative units in the Ministry.</li> <li>- Improve the management of the programs and projects implemented by Ministry.</li> </ul>	
<b>The strategic objective related to the program :</b>	
<ol style="list-style-type: none"> <li>1- Enhance the relations and international cooperation.</li> <li>2- Promote the efficiency of institutional performance.</li> <li>3- Develop, motivate and build the capacities of human resources.</li> <li>4- Achieve the efficient financial performance.</li> </ol>	
<b>Directorates associated with the program :</b>	
<ul style="list-style-type: none"> <li>- Planning and International Cooperation Directorate</li> <li>- Financial Affairs Directorate</li> <li>- Human Resources Directorate</li> <li>- Internal Control Unit</li> <li>- Public Relations Unit</li> <li>- Information Technology Directorate</li> <li>- Legal Affairs Unit</li> <li>- Administrative Services Directorate</li> <li>- Follow-up Unit</li> <li>- Institutional Work Development Unit</li> <li>- Projects Management Unit</li> <li>- Statistics and Information Unit</li> </ul>	
<b>Services provided by the program :</b>	
<ul style="list-style-type: none"> <li>- Provide the various activities support of the Ministry.</li> <li>- Provide the administrative infrastructure such as the computerization of the Ministry's works.</li> <li>- Provide transport means for employees and projects.</li> <li>- Provide different equipment and furniture.</li> <li>- Allocate financial appropriations for all the Ministry projects.</li> <li>- Archive the works of the Ministry.</li> <li>- Follow up the mail of the Ministry and receive the official delegates.</li> <li>- Provide required legal services and consultations.</li> </ul>	
<b>Staff working in the program :</b>	
<p>The program is implemented through a functional staff in 2016 estimated with ( 351 ) staff, including ( 268 ) males and ( 83 ) females .</p>	

Performance Measurement Indicators for Program

Performance Measurement Indicator	Base Year	Value	Actual value	Target Value	Preliminary Self Evaluation	Target Value		
			2015	2016		2016	2017	2018
1	2015	%86	%86	%88	%88	%90	%92	%94
2	2015	%81	%81	%83	%83	%85	%87	%89
3	2015	%96	%96	%96	%96	%96	%96	%96
4	2015	%95	%95	%95	%95	%95	%95	%95
5	2015	1	1	6	6	9	12	14
6	2015	%73	%73	%75	%75	%77	%79	%81
7	2015	16	16	20	20	24	28	32

Appropriations Of Administration and Support Services Program as Per Activities and Projects.

( In JDs )

Activities and Projects	Actual	Estimated	Re-estimated	Estimated	Indicative	
	2015	2016	2016	2017	2018	2019
<b>Current Expenditures</b>	5,364,542	5,998,000	5,322,000	5,753,000	6,014,000	6,120,000
601 Administrative and Support Services	5,364,542	5,998,000	5,322,000	5,753,000	6,014,000	6,120,000
<b>Capital Expenditures</b>	1,112,510	1,450,000	1,250,000	819,213	850,000	850,000
001 Institutional Capacities Enhancement Project	1,112,510	1,250,000	1,250,000	750,000	750,000	750,000
002 E-Government/ Smart Project	0	200,000	0	69,213	100,000	100,000
Program / Treasury	1,112,510	1,450,000	1,250,000	819,213	850,000	850,000
<b>Total Program</b>	<b>6,477,052</b>	<b>7,448,000</b>	<b>6,572,000</b>	<b>6,572,213</b>	<b>6,864,000</b>	<b>6,970,000</b>

Budget Chapter 2001 - Ministry of Energy and Mineral Resources Distributed According to the Program

3505	Energy Sector Development Program
------	-----------------------------------

Objective of the program :

- Achieve a secure sustainable supply of energy.
- Study the economic and investment feasibility of projects.
- Expropriate lands, purchase equipment for the required projects to achieve the strategic objectives of the Ministry.

The strategic objective related to the program :

- 1- Maintain a secure supply of oil derivations.
- 2- Maintain a secure supply of electricity power.
- 3- Increase the contribution of natural gas in the total energy mix.
- 4- Increase the contribution of renewable energy in the total energy mix.
- 5- Rationalize the consumption of energy and improve its efficiency in all sectors.
- 6- Increase the investment in the mining sector.
- 7- Observe and analysis of the Earthquake information.

Directorates associated with the program :

- Rural Electricity Directorate
- Petroleum and Derivatives Directorate
- Renewable Energy Directorate
- Natural Gas Directorate
- Petroleum and Oil Shale Directorate
- Laboratories and Quality Control Directorate
- Geology Directorate
- Renewable Energy and Energy Efficiency Promotion Fund
- Projects Management Unit
- Electricity Directorate

Services provided by the program :

- Achieve the security of energy supply.
- Diversify energy sources and forms.
- Liberalize energy markets.
- Develop and exploit the traditional and renewable local energy sources, oil shale and uranium.
- Create opportunities for the private sector and encourage it to invest in the infrastructure projects.
- Enhance regional linkage projects for energy and rationalize consumption.

Staff working in the program :

The program is implemented through a functional staff in 2016 estimated with ( 463 ) staff, including ( 343 ) males and ( 120 ) females .

Performance Measurement Indicators for Program

Performance Measurement Indicator	Base Year	Value	Actual value	Target Value	Preliminary Self Evaluation	Target Value			
			2015	2016		2016	2017	2018	2019
1	Percentage of a secure supply of petroleum products	2015	%100	%100	%100	%100	%100	%100	%100
2	Percentage of a secure supply of electricity energy	2015	%100	%100	%100	%100	%100	%100	%100
3	Percentage of natural gas contribution to total energy mix	2015	%22	%22	%32	%32	%34	%36	%38
4	Percentage of natural gas contribution in Electricity generation	2015	%85	%85	%85	%85	%85	%85	%85
5	Percentage of renewable energy contribution to total energy mixture	2015	%2	%2	%5	%5	%6	%8	%9
6	Percentage of renewable energy contribution in Electricity generation	2015	%5	%5	%8	%8	%9	%11	%12
7	Energy consumption intensity (kg oil equivalent/1000 dollars at constant prices)	2015	207	207	205	205	203	201	200
8	Percentage of mining sector contribution to the GDP	2015	%8	%8	%8	%8	%8	%8	%8
9	Number of new stations	2015	1	1	2	1	2	2	2
10	Numbers of stations updated with information transfer mean	2015	13	13	15	14	17	19	21

Appropriations Of Energy Sector Development Program as Per Activities and Projects.

( In JDs )

Activities and Projects	Actual	Estimated	Re-estimated	Estimated	Indicative	
	2015	2016	2016	2017	2018	2019
Current Expenditures	2,608,000	3,204,000	2,625,000	3,367,000	3,630,000	3,700,000
601 Energy sector management	2,608,000	3,204,000	2,625,000	3,367,000	3,630,000	3,700,000
Capital Expenditures	146,387,280	123,363,000	115,573,000	106,682,000	90,090,000	34,100,000
002 Encouraging the establishment Natural Gas Distribution Network in many cities in the Kingdom/ Expropriation	385,739	550,000	550,000	500,000	3,000,000	3,000,000
008 Establishing Energy Efficiency Fund	33,500	500,000	500,000	500,000	500,000	500,000
010 Supporting the Atomic Energy Commission projects	8,465,000	9,685,000	8,720,000	8,040,000	3,250,000	3,200,000
011 Restructuring oil sector and freeing it for competition	50,000	0	0	0	0	0
014 Exploiting wind energy for electricity generation (Fajj)	3,000,000	2,000,000	2,000,000	1,000,000	0	0

## Budget Chapter 2001 - Ministry of Energy and Mineral Resources Distributed According to the Program

3505 Energy Sector Development Program		Appropriations Of Energy Sector Development Program as Per Activities and Projects. ( In JDs )					
Activities and Projects		Actual 2015	Estimated 2016	Re-estimated 2016	Estimated 2017	Indicative 2018 2019	
<b>Capital Expenditures</b>		<b>146,387,280</b>	<b>123,363,000</b>	<b>115,573,000</b>	<b>106,682,000</b>	<b>90,090,000</b>	<b>34,100,000</b>
021	Thermal solar energy to generate electricity (CSP) / European grant	0	500,000	250,000	250,000	250,000	250,000
022	Promoting the use of solar heaters in cooperation with the National Center for Research and Development / European grant	0	100,000	50,000	50,000	50,000	50,000
023	Establishing Customer Service Office/ European grant	520,610	300,000	200,000	200,000	200,000	200,000
024	Rationalize energy use in cooperation with the National Center for Research and Development/ European grant	0	100,000	50,000	50,000	50,000	50,000
025	Building and equipping Liquefied Natural Gas Terminal/ Aqaba	18,770,509	11,000,000	6,090,000	4,500,000	0	0
027	Jordanian nuclear power plant	11,000,000	9,000,000	8,550,000	8,000,000	7,500,000	8,000,000
029	Facilities for storing petroleum derivatives	51,290,530	27,060,000	27,060,000	20,000,000	22,580,000	0
031	Jordanian- Iraqi Oil Pipeline	0	470,000	0	336,000	500,000	500,000
033	Evaluate the direct tenders of renewable energy projects/ European grant.	871,109	600,000	600,000	400,000	400,000	400,000
034	Facilities to store oil derivatives/ north of the Kingdom	0	0	0	336,000	8,000,000	13,000,000
035	Renewable energy projects for electricity generation- wind energy/ Maan	32,000,000	23,000,000	23,000,000	26,310,000	0	0
036	Renewable energy projects for electricity generation - solar energy/ Aqaba	18,357,877	35,000,000	35,000,000	30,500,000	39,860,000	0
037	Implementing energy auditing studies for institutions / European grant	250,000	200,000	100,000	100,000	100,000	100,000
039	Expanding electricity generation project using the solar cells in Azraq	0	200,000	200,000	400,000	2,000,000	3,000,000
041	Generating electricity from wind in Wadi Araba region/ Aqaba	0	500,000	303,000	0	0	0
046	Modernizing Jordan Seismological Observatory	29,571	130,000	100,000	100,000	100,000	100,000
047	Oil Shale Exploration	472,835	600,000	600,000	250,000	250,000	250,000
048	Exploration for minerals resources	0	218,000	100,000	100,000	100,000	100,000
049	Petroleum Exploration through marketing explorative areas	890,000	350,000	350,000	200,000	200,000	200,000
050	Solar cells for homes/ European grant	0	500,000	500,000	500,000	500,000	500,000
051	Solar heaters for homes/ European grant	0	500,000	500,000	500,000	500,000	500,000
052	Seismic and geological surveys	0	300,000	200,000	200,000	200,000	200,000
057	Building a solar energy plant to generate electricity for the Synchrotron Light accelerator with size (6) Megawatts / Europe grant	0	0	0	3,360,000	0	0
<b>Program / Treasury</b>		<b>146,387,280</b>	<b>123,363,000</b>	<b>115,573,000</b>	<b>106,682,000</b>	<b>90,090,000</b>	<b>34,100,000</b>
<b>Total Program</b>		<b>148,995,280</b>	<b>126,567,000</b>	<b>118,198,000</b>	<b>110,049,000</b>	<b>93,720,000</b>	<b>37,800,000</b>



## Capital Expenditures Distributed According to Governorates

Chapter : 2001 Ministry of Energy and Mineral Resources

( In JDs )

Governorate		Actual 2015	Estimated 2016	Re-estimated 2016	Estimated 2017	Indicative 2018	Indicative 2019
11	National level	93621303	47743000	42235000	35119213	32580000	9950000
21	Irbid Governorate	0	6000000	5035000	5336000	8000000	13000000
22	Mafraq Governorate	0	0	0	0	0	0
23	Jerash Governorate	0	0	0	0	0	0
24	Ajloun Governorate	0	0	0	0	0	0
31	The Capital Governorate	520610	300000	200000	200000	200000	200000
32	Balqa' Governorate	0	0	0	0	0	0
33	Zarqa Governorate	0	9200000	8750000	8400000	9500000	11000000
34	Ma'daba Governorate	0	0	0	0	0	0
41	Karak Governorate	0	0	0	0	0	0
42	Ma'an Governorate	35000000	25500000	25250000	27560000	250000	250000
43	Tafilah Governorate	0	0	0	0	0	0
44	Aqaba Governorate	18357877	36070000	35353000	30886000	40410000	550000
<b>Total</b>		147499790	124813000	116823000	107501213	90940000	34950000

Chapter : 2001 Ministry of Energy and Mineral Resources

( In JDs )

Current Activities Appropriations According to Program								
Prog.	Activites		Actual	Estimated	Re-estimated	Estimated	Indicative	Indicative
			2015	2016	2016	2017	2018	2019
3505	601	Energy sector management	2608000	3204000	2625000	3367000	3630000	3700000
	Total of Program		2608000	3204000	2625000	3367000	3630000	3700000
3501	601	Administrative and Support Services	5364542	5998000	5322000	5753000	6014000	6120000
	Total of Program		5364542	5998000	5322000	5753000	6014000	6120000
Total			7972542	9202000	7947000	9120000	9644000	9820000

Capital Projects Appropriations According to Program									
Prog.	Projects		Actual	Estimated	Re-estimated	Estimated	Indicative	Indicative	
			2015	2016	2016	2017	2018	2019	
3505	002	Encouraging the establishment Natural Gas Distribution Network in many cities in the Kingdom/ Expropriation	385739	550000	550000	500000	3000000	3000000	
	008	Establishing Energy Efficiency Fund	33500	500000	500000	500000	500000	500000	
	010	Supporting the Atomic Energy Commission projects	8465000	9685000	8720000	8040000	3250000	3200000	
	011	Restructuring oil sector and freeing it for competition	50000	0	0	0	0	0	
	014	Exploiting wind energy for electricity generation (Fajjj)	3000000	2000000	2000000	1000000	0	0	
	021	Thermal solar energy to generate electricity (CSP) / European grant	0	500000	250000	250000	250000	250000	
	022	Promoting the use of solar heaters in cooperation with the National Center for Research and Development / European grant	0	100000	50000	50000	50000	50000	
	023	Establishing Customer Service Office/ European grant	520610	300000	200000	200000	200000	200000	
	024	Rationalize energy use in cooperation with the National Center for Research and Development/ European grant	0	100000	50000	50000	50000	50000	
	025	Building and equipping Liquefied Natural Gas Terminal/ Aqaba	18770509	11000000	6090000	4500000	0	0	
	027	Jordanian nuclear power plant	11000000	9000000	8550000	8000000	7500000	8000000	
	029	Facilities for storing petroleum derivatives	51290530	27060000	27060000	20000000	22580000	0	
	031	Jordanian- Iraqi Oil Pipeline	0	470000	0	336000	500000	500000	
	033	Evaluate the direct tenders of renewable energy projects/ European grant.	871109	600000	600000	400000	400000	400000	
	034	Facilities to store oil derivatives/ north of the Kingdom	0	0	0	336000	800000	13000000	
	035	Renewable energy projects for electricity generation- wind energy/ Maan	32000000	23000000	23000000	26310000	0	0	
	036	Renewable energy projects for electricity generation - solar energy/ Aqaba	18357877	35000000	35000000	30500000	39860000	0	
	037	Implementing energy auditing studies for institutions / European grant	250000	200000	100000	100000	100000	100000	
	039	Expanding electricity generation project using the solar cells in Azraq	0	200000	200000	400000	2000000	3000000	
	041	Generating electricity from wind in Wadi Araba region/ Aqaba	0	500000	303000	0	0	0	
	046	Modernizing Jordan Seismological Observatory	29571	130000	100000	100000	100000	100000	
	047	Oil Shale Exploration	472835	600000	600000	250000	250000	250000	
	048	Exploration for minerals resources	0	218000	100000	100000	100000	100000	
	049	Petroleum Exploration through marketing explorative areas	890000	350000	350000	200000	200000	200000	
	050	Solar cells for homes/ European grant	0	500000	500000	500000	500000	500000	
	051	Solar heaters for homes/ European grant	0	500000	500000	500000	500000	500000	
	052	Seismic and geological surveys	0	300000	200000	200000	200000	200000	
	057	Building a solar energy planet to generate electricity for the Synchrotron Light accelerator with size (6) Megawatts / Europe grant	0	0	0	3360000	0	0	
	Total of Program			146387280	123363000	115573000	106682000	90090000	34100000
	3501	001	Institutional Capacities Enhancement Project	1112510	1250000	1250000	750000	750000	750000
		002	E-Government/ Smart Project	0	200000	0	69213	100000	100000
		Total of Program		1112510	1450000	1250000	819213	850000	850000
Total			147499790	124813000	116823000	107501213	90940000	34950000	

# Overall Summary of Current Expenditures for the Years 2015 - 2019

Chapter: 2001 Ministry of Energy and Mineral Resources

( In JDs )

Group	Item	Description	Actual 2015	Estimated 2016	Re-estimated 2016	Estimated 2017	Indicative 2018	Indicative 2019
21		Compensations of Employees						
2111		Salaries, Wages and Allowances						
	101	Classified Employees	380023	400000	332000	326000	328000	335000
	102	Unclassified Employees	1171772	1250000	1103000	1118000	1125000	1143000
	103	Comprehensive Contract Employees	76194	80000	76000	77000	85000	87000
	105	Personal Cost of Living Allowance	916983	1000000	864000	960000	1010000	1040000
	106	Family Cost of Living Allowance	102498	113000	99000	119000	128000	130000
	110	Overtime Allowance	133215	150000	150000	150000	150000	150000
	111	Additional Allowance	1178764	1240000	1116000	1223000	1250000	1277000
	113	Transportation Allowance	155980	200000	179000	202000	214000	217000
	114	Transport Allowance	82731	80000	59000	61000	61000	62000
	115	Field Visit Allowance	30858	50000	25000	26000	28000	29000
	116	Employees' Bonuses	299996	450000	450000	500000	500000	500000
	120	Contract Employees	0	50000	14000	75000	120000	125000
Total			4529014	5063000	4467000	4837000	4999000	5095000
2121		Social Security Contributions						
	301	Social Security	325593	365000	335000	430000	450000	460000
Total			325593	365000	335000	430000	450000	460000
22		Use of Goods and Services						
2211		Use of Goods and Services						
	201	Rents	0	0	0	5000	5000	5000
	202	Telecommunications Services	16776	20000	18000	19000	20000	21000
	203	Water	2909	4000	4000	4000	4000	4000
	204	Electricity	73489	100000	90000	96000	130000	120000
	205	Fuels	96300	70000	63000	89000	95000	95000
	206	Maintenance of Machines, furniture and accessories	8993	10000	8000	10000	11000	11000
	207	Maintenance of vehicles, equipment and accessories	26857	30000	27000	30000	31000	34000
	208	Repair and maintenance of buildings and accessories	4563	8000	7000	9000	10000	10000
	209	Office Supplies, publications and various stationery	15994	18000	18000	11000	20000	21000
	210	Substances and raw materials (medicines, clothes, food, films, etc..)	2783	5000	2000	3000	4000	4000
	211	Cleaning services and supplies including cleaning contracts	35600	40000	39000	40000	40000	40000
	212	Insurance	32000	50000	50000	50000	50000	50000
	213	Official Travel Missions	159468	160000	148000	75000	75000	75000
	214	Goods and services expenses	24828	35000	31000	30000	55000	60000
Total			500560	550000	505000	471000	550000	550000
26		Support/ Grants						
2631		Support to General Government Units						
	313	Support to general government units/current	2608000	3204000	2625000	3367000	3630000	3700000
Total			2608000	3204000	2625000	3367000	3630000	3700000
28		Other Expenditures						
2821		Other Current Expenditures						
	302	Contributions	2000	5000	3000	5000	5000	5000
	303	Scientific scholarships and training courses	4975	12500	10000	7000	7000	7000
	305	Non-Employees' Bonuses	2400	2500	2000	3000	3000	3000
Total			9375	20000	15000	15000	15000	15000
Total of Chapter			7972542	9202000	7947000	9120000	9644000	9820000

Current Expenditures According to Program and Activities for the Years 2015 - 2019

Chapter : 2001 - Ministry of Energy and Mineral Resources

(In JDs)

Program : 3501 - Administration and Support Services								
Activity : 601 - Administrative and Support Services								
Group	Item	Description	Actual 2015	Estimated 2016	Re-estimated 2016	Estimated 2017	Indicative 2018	Indicative 2019
21		Compensations of Employees						
2111		Salaries, Wages and Allowances						
	101	Classified Employees	380023	400000	332000	326000	328000	335000
	102	Unclassified Employees	1171772	1250000	1103000	1118000	1125000	1143000
	103	Comprehensive Contract Employees	76194	80000	76000	77000	85000	87000
	105	Personal Cost of Living Allowance	916983	1000000	864000	960000	1010000	1040000
	106	Family Cost of Living Allowance	102498	113000	99000	119000	128000	130000
	110	Overtime Allowance	133215	150000	150000	150000	150000	150000
	111	Additional Allowance	1178764	1240000	1116000	1223000	1250000	1277000
	113	Transportation Allowance	155980	200000	179000	202000	214000	217000
	114	Transport Allowance	82731	80000	59000	61000	61000	62000
	115	Field Visit Allowance	30858	50000	25000	26000	28000	29000
	116	Employees' Bonuses	299996	450000	450000	500000	500000	500000
	120	Contract Employees	0	50000	14000	75000	120000	125000
		<b>Total</b>	<b>4529014</b>	<b>5063000</b>	<b>4467000</b>	<b>4837000</b>	<b>4999000</b>	<b>5095000</b>
2121		Social Security Contributions						
	301	Social Security	325593	365000	335000	430000	450000	460000
		<b>Total</b>	<b>325593</b>	<b>365000</b>	<b>335000</b>	<b>430000</b>	<b>450000</b>	<b>460000</b>
22		Use of Goods and Services						
2211		Use of Goods and Services						
	201	Rents	0	0	0	5000	5000	5000
	202	Telecommunications Services	16776	20000	18000	19000	20000	21000
	203	Water	2909	4000	4000	4000	4000	4000
	204	Electricity	73489	100000	90000	96000	130000	120000
	205	Fuels	96300	70000	63000	89000	95000	95000
		001 Heating	15651	20000	18000	20000	20000	20000
		002 Saloon vehicles	36538	20000	18000	20000	20000	20000
		003 Transport vehicles and heavy equipment	44111	30000	27000	49000	55000	55000
	206	Maintenance of Machines, furniture and accessories	8993	10000	8000	10000	11000	11000
	207	Maintenance of vehicles, equipment and accessories	26857	30000	27000	30000	31000	34000
	208	Repair and maintenance of buildings and accessories	4563	8000	7000	9000	10000	10000
	209	Office Supplies, publications and various stationery	15994	18000	18000	11000	20000	21000
	210	Substances and raw materials (medicines, clothes, food, films, etc..)	2783	5000	2000	3000	4000	4000
	211	Cleaning services and supplies including cleaning contracts	35600	40000	39000	40000	40000	40000
	212	Insurance	32000	50000	50000	50000	50000	50000
	213	Official Travel Missions	159468	160000	148000	75000	75000	75000
	214	Goods and services expenses	24828	35000	31000	30000	55000	60000
		<b>Total</b>	<b>500560</b>	<b>550000</b>	<b>505000</b>	<b>471000</b>	<b>550000</b>	<b>550000</b>
28		Other Expenditures						
2821		Other Current Expenditures						
	302	Contributions	2000	5000	3000	5000	5000	5000
	303	Scientific scholarships and training courses	4975	12500	10000	7000	7000	7000
	305	Non-Employees' Bonuses	2400	2500	2000	3000	3000	3000
		<b>Total</b>	<b>9375</b>	<b>20000</b>	<b>15000</b>	<b>15000</b>	<b>15000</b>	<b>15000</b>
		<b>Total of Activity</b>	<b>5364542</b>	<b>5998000</b>	<b>5322000</b>	<b>5753000</b>	<b>6014000</b>	<b>6120000</b>
		<b>Total of Program</b>	<b>5364542</b>	<b>5998000</b>	<b>5322000</b>	<b>5753000</b>	<b>6014000</b>	<b>6120000</b>
Program : 3505 - Energy Sector Development								
Activity : 601 - Energy sector management								
Group	Item	Description	Actual 2015	Estimated 2016	Re-estimated 2016	Estimated 2017	Indicative 2018	Indicative 2019
26		Support/ Grants						
2631		Support to General Government Units						
	313	Support to general government units/current	2608000	3204000	2625000	3367000	3630000	3700000
		017 Atomic Energy Commission	2608000	3204000	2625000	3367000	3630000	3700000
		<b>Total</b>	<b>2608000</b>	<b>3204000</b>	<b>2625000</b>	<b>3367000</b>	<b>3630000</b>	<b>3700000</b>
		<b>Total of Activity</b>	<b>2608000</b>	<b>3204000</b>	<b>2625000</b>	<b>3367000</b>	<b>3630000</b>	<b>3700000</b>
		<b>Total of Program</b>	<b>2608000</b>	<b>3204000</b>	<b>2625000</b>	<b>3367000</b>	<b>3630000</b>	<b>3700000</b>
		<b>Total of Chapter</b>	<b>7972542</b>	<b>9202000</b>	<b>7947000</b>	<b>9120000</b>	<b>9644000</b>	<b>9820000</b>

# Overall Summary of Capital Expenditures for the Years 2015 - 2019

Chapter : 2001 Ministry of Energy and Mineral Resources

( In JDs )

Group	Item	Description	Actual 2015	Estimated 2016	Re-estimated 2016	Estimated 2017	Indicative 2018	Indicative 2019
		Expenditures						
21		Compensations of Employees						
2111		Salaries, Wages and Allowances						
	501	Salaries	133868	150000	150000	150000	150000	150000
	502	Wages	31505	40000	40000	70000	70000	70000
<b>Total</b>			<b>165373</b>	<b>190000</b>	<b>190000</b>	<b>220000</b>	<b>220000</b>	<b>220000</b>
2121		Social Security Contributions						
	517	Social Security	17070	30000	30000	0	0	0
<b>Total</b>			<b>17070</b>	<b>30000</b>	<b>30000</b>	<b>0</b>	<b>0</b>	<b>0</b>
22		Use of Goods and Services						
2211		Use of Goods and Services						
	512	Operating and Sustaining Expenditures	1578750	1175000	940000	544213	575000	575000
<b>Total</b>			<b>1578750</b>	<b>1175000</b>	<b>940000</b>	<b>544213</b>	<b>575000</b>	<b>575000</b>
25		Subsidies						
2511		Subsidies to Public Corporations						
	520	Subsidies to non-financial public corporations/ capital	0	500000	500000	500000	500000	500000
<b>Total</b>			<b>0</b>	<b>500000</b>	<b>500000</b>	<b>500000</b>	<b>500000</b>	<b>500000</b>
26		Support/ Grants						
2632		Support to General Government Units/ Capital						
	509	Subsidy to general government units/capital	19498500	9685000	8720000	8040000	3250000	3200000
<b>Total</b>			<b>19498500</b>	<b>9685000</b>	<b>8720000</b>	<b>8040000</b>	<b>3250000</b>	<b>3200000</b>
28		Other Expenditures						
2822		Other Capital Expenditures						
	504	Studies, Research and Consultations	8597366	17543000	15543000	15393000	14175000	11675000
<b>Total</b>			<b>8597366</b>	<b>17543000</b>	<b>15543000</b>	<b>15393000</b>	<b>14175000</b>	<b>11675000</b>
		Fixed Assets						
31		Non-financial Assets						
3111		Buildings and Constructions						
	508	Works and Constructions	73389829	44380000	43270000	30430000	27180000	2320000
<b>Total</b>			<b>73389829</b>	<b>44380000</b>	<b>43270000</b>	<b>30430000</b>	<b>27180000</b>	<b>2320000</b>
3112		Devices, Machinery and Equipment						
	505	Equipment, Machines and Devices	40821660	48215000	45010000	50488000	41490000	12910000
<b>Total</b>			<b>40821660</b>	<b>48215000</b>	<b>45010000</b>	<b>50488000</b>	<b>41490000</b>	<b>12910000</b>
3122		Inventories						
	503	Materials and supplies	45503	75000	70000	50000	50000	50000
<b>Total</b>			<b>45503</b>	<b>75000</b>	<b>70000</b>	<b>50000</b>	<b>50000</b>	<b>50000</b>
3141		Lands						
	507	Lands	3385739	3020000	2550000	1836000	3500000	3500000
<b>Total</b>			<b>3385739</b>	<b>3020000</b>	<b>2550000</b>	<b>1836000</b>	<b>3500000</b>	<b>3500000</b>
<b>Total of Chapter</b>			<b>147499790</b>	<b>124813000</b>	<b>116823000</b>	<b>107501213</b>	<b>90940000</b>	<b>34950000</b>

# Capital Expenditures According to Program and Projects for the Years 2015 - 2019

Chapter : 2001 Ministry of Energy and Mineral Resources

( In JDs )

Program 3501 Administration and Support Services								
Project		001 Institutional Capacities Enhancement Project						
Fund Source		102001 Capital (Treasury)						
Group	Item	Description	Actual 2015	Estimated 2016	Re-estimated 2016	Estimated 2017	Indicative 2018	Indicative 2019
21		Compensations of Employees						
2111		Salaries, Wages and Allowances						
	501	Salaries						
	001	Salaries	133868	150000	150000	150000	150000	150000
		Total of Item	133868	150000	150000	150000	150000	150000
	502	Wages						
	001	Wages	31505	40000	40000	70000	70000	70000
		Total of Item	31505	40000	40000	70000	70000	70000
2121		Social Security Contributions						
	517	Social Security						
	001	Social Security	17070	30000	30000	0	0	0
		Total of Item	17070	30000	30000	0	0	0
22		Use of Goods and Services						
2211		Use of Goods and Services						
	512	Operating and Sustaining Expenditures						
	008	Qualifying and training expenses	59657	85000	85000	35000	35000	35000
	012	Subscriptions, insurances	11999	20000	20000	10000	10000	10000
	015	Operating systems and software	11738	30000	30000	20000	20000	20000
	017	Promotion, advertising and awareness	4939	15000	15000	15000	15000	15000
	021	Printing house	66567	90000	90000	90000	90000	90000
	032	Conferences, celebrations and workshops	0	15000	15000	5000	5000	5000
	035	Technical and administrative support	0	150000	150000	150000	150000	150000
	108	Allowance for services of organizing oil derivatives distribution sector	78896	100000	100000	80000	80000	80000
	999	n.e.c	592131	300000	300000	0	0	0
		Total of Item	825927	805000	805000	405000	405000	405000
31		Non-financial Assets						
3112		Devices, Machinery and Equipment						
	505	Equipment, Machines and Devices						
	001	Computers and accessories	11802	15000	15000	25000	25000	25000
	006	Public safety devices and equipment	7611	15000	15000	10000	10000	10000
	009	Laboratories and Measurement Devices	0	25000	25000	10000	10000	10000
	045	Geological devices	0	25000	25000	10000	10000	10000
	068	Solar cells generating the electric energy	32240	60000	60000	20000	20000	20000
	999	n.e.c	6984	15000	15000	0	0	0
		Total of Item	58637	155000	155000	75000	75000	75000
3122		Inventories						
	503	Materials and supplies						
	006	Laboratories supplies and materials	6272	50000	50000	30000	30000	30000
	019	Spare parts supplies	11715	15000	15000	20000	20000	20000
	999	n.e.c	27516	5000	5000	0	0	0
		Total of Item	45503	70000	70000	50000	50000	50000
		Total of Project / Treasury	1112510	1250000	1250000	750000	750000	750000

# Capital Expenditures According to Program and Projects for the Years 2015 - 2019

Chapter : 2001 Ministry of Energy and Mineral Resources

( In JDs )

Program 3501 Administration and Support Services								
Project		002 E-Government/ Smart Project						
Fund Source		102001 Capital (Treasury)						
Group	item	Description	Actual 2015	Estimated 2016	Re-estimated 2016	Estimated 2017	Indicative 2018	Indicative 2019
22		Use of Goods and Services						
2211		Use of Goods and Services						
	512	Operating and Sustaining Expenditures						
	015	Operating systems and software	0	200000	0	69213	100000	100000
		Total of Item	0	200000	0	69213	100000	100000
		Total of Project / Treasury	0	200000	0	69213	100000	100000
		Total of Program	1112510	1450000	1250000	819213	850000	850000

# Capital Expenditures According to Program and Projects for the Years 2015 - 2019

Chapter : 2001 Ministry of Energy and Mineral Resources

( In JDs )

Program 3505 Energy Sector Development								
Project		002 Encouraging the establishment Natural Gas Distribution Network in many cities in the Kingdom/ Expropriation						
Fund Source		102001	Capital (Treasury)					
Group	item	Description	Actual 2015	Estimated 2016	Re-estimated 2016	Estimated 2017	Indicative 2018	Indicative 2019
31		Non-financial Assets						
3141		Lands						
	507	Lands						
	001	Lands expropriation and purchase	385739	550000	550000	500000	3000000	3000000
		Total of Item	385739	550000	550000	500000	3000000	3000000
		Total of Project / Treasury	385739	550000	550000	500000	3000000	3000000
Project		008 Establishing Energy Efficiency Fund						
Fund Source		102001	Capital (Treasury)					
Group	item	Description	Actual 2015	Estimated 2016	Re-estimated 2016	Estimated 2017	Indicative 2018	Indicative 2019
25		Subsidies						
2511		Subsidies to Public Corporations						
	520	Subsidies to non-financial public corporations/ capital						
	015	Energy Efficiency Fund	0	500000	500000	500000	500000	500000
		Total of Item	0	500000	500000	500000	500000	500000
26		Support/ Grants						
2632		Support to General Government Units/ Capital						
	509	Subsidy to general government units/capital						
	054	Energy Efficiency Fund	33500	0	0	0	0	0
		Total of Item	33500	0	0	0	0	0
		Total of Project / Treasury	33500	500000	500000	500000	500000	500000
Project		010 Supporting the Atomic Energy Commission projects						
Fund Source		102001	Capital (Treasury)					
Group	item	Description	Actual 2015	Estimated 2016	Re-estimated 2016	Estimated 2017	Indicative 2018	Indicative 2019
26		Support/ Grants						
2632		Support to General Government Units/ Capital						
	509	Subsidy to general government units/capital						
	055	Atomic Energy Commission	8465000	9685000	8720000	8040000	3250000	3200000
		Total of Item	8465000	9685000	8720000	8040000	3250000	3200000
		Total of Project / Treasury	8465000	9685000	8720000	8040000	3250000	3200000
Project		011 Restructuring oil sector and freeing it for competition						
Fund Source		102001	Capital (Treasury)					
Group	item	Description	Actual 2015	Estimated 2016	Re-estimated 2016	Estimated 2017	Indicative 2018	Indicative 2019
28		Other Expenditures						
2822		Other Capital Expenditures						
	504	Studies, Research and Consultations						
	014	Studies, research and design	50000	0	0	0	0	0
		Total of Item	50000	0	0	0	0	0
		Total of Project / Treasury	50000	0	0	0	0	0



# Capital Expenditures According to Program and Projects for the Years 2015 - 2019

Chapter : 2001 Ministry of Energy and Mineral Resources

( In JDs )

Program 3505 Energy Sector Development								
Project		014 Exploiting wind energy for electricity generation (Fajij)						
Fund Source		102001 Capital (Treasury)						
Group	item	Description	Actual 2015	Estimated 2016	Re-estimated 2016	Estimated 2017	Indicative 2018	Indicative 2019
31		Non-financial Assets						
3141		Lands						
	507	Lands						
	001	Lands expropriation and purchase	3000000	2000000	2000000	1000000	0	0
		Total of Item	3000000	2000000	2000000	1000000	0	0
		Total of Project / Treasury	3000000	2000000	2000000	1000000	0	0
Project		021 Thermal solar energy to generate electricity (CSP) / European grant						
Fund Source		102001 Capital (Treasury)						
Group	item	Description	Actual 2015	Estimated 2016	Re-estimated 2016	Estimated 2017	Indicative 2018	Indicative 2019
28		Other Expenditures						
2822		Other Capital Expenditures						
	504	Studies, Research and Consultations						
	014	Studies, research and design	0	500000	250000	250000	250000	250000
		Total of Item	0	500000	250000	250000	250000	250000
		Total of Project / Treasury	0	500000	250000	250000	250000	250000
Project		022 Promoting the use of solar heaters in cooperation with the National Center for Research and Development / European grant						
Fund Source		102001 Capital (Treasury)						
Group	item	Description	Actual 2015	Estimated 2016	Re-estimated 2016	Estimated 2017	Indicative 2018	Indicative 2019
28		Other Expenditures						
2822		Other Capital Expenditures						
	504	Studies, Research and Consultations						
	027	Purchasing consultation services	0	100000	50000	50000	50000	50000
		Total of Item	0	100000	50000	50000	50000	50000
		Total of Project / Treasury	0	100000	50000	50000	50000	50000
Project		023 Establishing Customer Service Office/ European grant						
Fund Source		102001 Capital (Treasury)						
Group	item	Description	Actual 2015	Estimated 2016	Re-estimated 2016	Estimated 2017	Indicative 2018	Indicative 2019
22		Use of Goods and Services						
2211		Use of Goods and Services						
	512	Operating and Sustaining Expenditures						
	035	Technical and administrative support	0	45000	20000	25000	25000	25000
	999	n.e.c	8920	5000	5000	0	0	0
		Total of Item	8920	50000	25000	25000	25000	25000
31		Non-financial Assets						
3112		Devices, Machinery and Equipment						
	505	Equipment, Machines and Devices						
	069	Modernizing and developing devices and equipment	0	200000	150000	175000	175000	175000
	999	n.e.c	511690	50000	25000	0	0	0
		Total of Item	511690	250000	175000	175000	175000	175000
		Total of Project / Treasury	520610	300000	200000	200000	200000	200000

# Capital Expenditures According to Program and Projects for the Years 2015 - 2019

Chapter : 2001 Ministry of Energy and Mineral Resources

( In JDs )

Program 3505 Energy Sector Development								
Project		024 Rationalize energy use in cooperation with the National Center for Research and Development/ European grant						
Fund Source		102001	Capital (Treasury)					
Group	item	Description	Actual 2015	Estimated 2016	Re-estimated 2016	Estimated 2017	Indicative 2018	Indicative 2019
31		Non-financial Assets						
3112		Devices, Machinery and Equipment						
	505	Equipment, Machines and Devices						
	069	Modernizing and developing devices and equipment	0	95000	45000	50000	50000	50000
	999	n.e.c	0	5000	5000	0	0	0
		Total of Item	0	100000	50000	50000	50000	50000
		Total of Project / Treasury	0	100000	50000	50000	50000	50000
Project		025 Building and equipping Liquefied Natural Gas Terminal/ Aqaba						
Fund Source		102001	Capital (Treasury)					
Group	item	Description	Actual 2015	Estimated 2016	Re-estimated 2016	Estimated 2017	Indicative 2018	Indicative 2019
22		Use of Goods and Services						
2211		Use of Goods and Services						
	512	Operating and Sustaining Expenditures						
	999	n.e.c	224693	0	0	0	0	0
		Total of Item	224693	0	0	0	0	0
28		Other Expenditures						
2822		Other Capital Expenditures						
	504	Studies, Research and Consultations						
	014	Studies, research and design	3597432	2000000	1090000	2000000	0	0
		Total of Item	3597432	2000000	1090000	2000000	0	0
31		Non-financial Assets						
3111		Buildings and Constructions						
	508	Works and Constructions						
	040	Various constructions	7966633	4000000	3000000	2000000	0	0
		Total of Item	7966633	4000000	3000000	2000000	0	0
3112		Devices, Machinery and Equipment						
	505	Equipment, Machines and Devices						
	055	Technical devices	6981751	5000000	2000000	500000	0	0
		Total of Item	6981751	5000000	2000000	500000	0	0
		Total of Project / Treasury	18770509	11000000	6090000	4500000	0	0
Project		027 Jordanian nuclear power plant						
Fund Source		102001	Capital (Treasury)					
Group	item	Description	Actual 2015	Estimated 2016	Re-estimated 2016	Estimated 2017	Indicative 2018	Indicative 2019
26		Support/ Grants						
2632		Support to General Government Units/ Capital						
	509	Subsidy to general government units/capital						
	055	Atomic Energy Commission	11000000	0	0	0	0	0
		Total of Item	11000000	0	0	0	0	0
28		Other Expenditures						
2822		Other Capital Expenditures						
	504	Studies, Research and Consultations						
	027	Purchasing consultation services	0	7000000	6550000	6000000	1500000	2000000
	035	Site studies	0	2000000	2000000	2000000	6000000	6000000
		Total of Item	0	9000000	8550000	8000000	7500000	8000000
		Total of Project / Treasury	11000000	9000000	8550000	8000000	7500000	8000000

# Capital Expenditures According to Program and Projects for the Years 2015 - 2019

Chapter : 2001 Ministry of Energy and Mineral Resources

( In JDs )

Program 3505 Energy Sector Development								
Project		029 Facilities for storing petroleum derivatives						
Fund Source		102001 Capital (Treasury)						
Group	item	Description	Actual 2015	Estimated 2016	Re-estimated 2016	Estimated 2017	Indicative 2018	Indicative 2019
22		Use of Goods and Services						
2211		Use of Goods and Services						
	512	Operating and Sustaining Expenditures						
	999	n.e.c	500000	60000	60000	0	0	0
		Total of Item	500000	60000	60000	0	0	0
28		Other Expenditures						
2822		Other Capital Expenditures						
	504	Studies, Research and Consultations						
	014	Studies, research and design	1850530	2000000	2000000	2000000	2000000	0
		Total of Item	1850530	2000000	2000000	2000000	2000000	0
31		Non-financial Assets						
3111		Buildings and Constructions						
	508	Works and Constructions						
	040	Various constructions	38940000	16500000	16500000	10000000	12000000	0
		Total of Item	38940000	16500000	16500000	10000000	12000000	0
3112		Devices, Machinery and Equipment						
	505	Equipment, Machines and Devices						
	055	Technical devices	10000000	8500000	8500000	8000000	8580000	0
		Total of Item	10000000	8500000	8500000	8000000	8580000	0
		Total of Project / Treasury	51290530	27060000	27060000	20000000	22580000	0
Project		031 Jordanian- Iraqi Oil Pipeline						
Fund Source		102001 Capital (Treasury)						
Group	item	Description	Actual 2015	Estimated 2016	Re-estimated 2016	Estimated 2017	Indicative 2018	Indicative 2019
31		Non-financial Assets						
3141		Lands						
	507	Lands						
	001	Lands expropriation and purchase	0	470000	0	336000	500000	500000
		Total of Item	0	470000	0	336000	500000	500000
		Total of Project / Treasury	0	470000	0	336000	500000	500000
Project		033 Evaluate the direct tenders of renewable energy projects/ European grant.						
Fund Source		102001 Capital (Treasury)						
Group	item	Description	Actual 2015	Estimated 2016	Re-estimated 2016	Estimated 2017	Indicative 2018	Indicative 2019
28		Other Expenditures						
2822		Other Capital Expenditures						
	504	Studies, Research and Consultations						
	014	Studies, research and design	871109	600000	600000	400000	400000	400000
		Total of Item	871109	600000	600000	400000	400000	400000
		Total of Project / Treasury	871109	600000	600000	400000	400000	400000

# Capital Expenditures According to Program and Projects for the Years 2015 - 2019

Chapter : 2001 Ministry of Energy and Mineral Resources

( In JDs )

Program 3505 Energy Sector Development								
Project		034 Facilities to store oil derivatives/ north of the Kingdom						
Fund Source		102001 Capital (Treasury)						
Group	item	Description	Actual 2015	Estimated 2016	Re-estimated 2016	Estimated 2017	Indicative 2018	Indicative 2019
28		Other Expenditures						
2822		Other Capital Expenditures						
	504	Studies, Research and Consultations						
	014	Studies, research and design	0	0	0	168000	2000000	2000000
		Total of Item	0	0	0	168000	2000000	2000000
31		Non-financial Assets						
3112		Devices, Machinery and Equipment						
	505	Equipment, Machines and Devices						
	055	Technical devices	0	0	0	168000	6000000	11000000
		Total of Item	0	0	0	168000	6000000	11000000
		Total of Project / Treasury	0	0	0	336000	8000000	13000000
Project		035 Renewable energy projects for electricity generation- wind energy/ Maan						
Fund Source		102001 Capital (Treasury)						
Group	item	Description	Actual 2015	Estimated 2016	Re-estimated 2016	Estimated 2017	Indicative 2018	Indicative 2019
28		Other Expenditures						
2822		Other Capital Expenditures						
	504	Studies, Research and Consultations						
	014	Studies, research and design	1000000	1000000	1000000	1000000	0	0
		Total of Item	1000000	1000000	1000000	1000000	0	0
31		Non-financial Assets						
3111		Buildings and Constructions						
	508	Works and Constructions						
	040	Various constructions	17000000	14000000	14000000	10310000	0	0
		Total of Item	17000000	14000000	14000000	10310000	0	0
3112		Devices, Machinery and Equipment						
	505	Equipment, Machines and Devices						
	047	Fans	14000000	8000000	8000000	15000000	0	0
		Total of Item	14000000	8000000	8000000	15000000	0	0
		Total of Project / Treasury	32000000	23000000	23000000	26310000	0	0
Project		036 Renewable energy projects for electricity generation - solar energy/ Aqaba						
Fund Source		102001 Capital (Treasury)						
Group	item	Description	Actual 2015	Estimated 2016	Re-estimated 2016	Estimated 2017	Indicative 2018	Indicative 2019
28		Other Expenditures						
2822		Other Capital Expenditures						
	504	Studies, Research and Consultations						
	014	Studies, research and design	238295	1000000	1000000	1000000	1000000	0
		Total of Item	238295	1000000	1000000	1000000	1000000	0
31		Non-financial Assets						
3111		Buildings and Constructions						
	508	Works and Constructions						
	040	Various constructions	9000000	9000000	9000000	7500000	13860000	0
		Total of Item	9000000	9000000	9000000	7500000	13860000	0
3112		Devices, Machinery and Equipment						
	505	Equipment, Machines and Devices						
	062	Solar cells systems and equipment	9119582	25000000	25000000	22000000	25000000	0
		Total of Item	9119582	25000000	25000000	22000000	25000000	0
		Total of Project / Treasury	18357877	35000000	35000000	30500000	39860000	0

# Capital Expenditures According to Program and Projects for the Years 2015 - 2019

Chapter : 2001 Ministry of Energy and Mineral Resources

( In JDs )

Program 3505 Energy Sector Development								
Project		037 Implementing energy auditing studies for institutions / European grant						
Fund Source		102001 Capital (Treasury)						
Group	item	Description	Actual 2015	Estimated 2016	Re-estimated 2016	Estimated 2017	Indicative 2018	Indicative 2019
22		Use of Goods and Services						
2211		Use of Goods and Services						
	512	Operating and Sustaining Expenditures						
	999	n.e.c	0	10000	5000	0	0	0
		Total of Item	0	10000	5000	0	0	0
28		Other Expenditures						
2822		Other Capital Expenditures						
	504	Studies, Research and Consultations						
	014	Studies, research and design	100000	50000	25000	25000	25000	25000
		Total of Item	100000	50000	25000	25000	25000	25000
31		Non-financial Assets						
3112		Devices, Machinery and Equipment						
	505	Equipment, Machines and Devices						
	055	Technical devices	150000	135000	70000	75000	75000	75000
		Total of Item	150000	135000	70000	75000	75000	75000
3122		Inventories						
	503	Materials and supplies						
	019	Spare parts supplies	0	5000	0	0	0	0
		Total of Item	0	5000	0	0	0	0
		Total of Project / Treasury	250000	200000	100000	100000	100000	100000
Project		039 Expanding electricity generation project using the solar cells in Azraq						
Fund Source		102001 Capital (Treasury)						
Group	item	Description	Actual 2015	Estimated 2016	Re-estimated 2016	Estimated 2017	Indicative 2018	Indicative 2019
28		Other Expenditures						
2822		Other Capital Expenditures						
	504	Studies, Research and Consultations						
	014	Studies, research and design	0	25000	25000	50000	500000	500000
		Total of Item	0	25000	25000	50000	500000	500000
31		Non-financial Assets						
3111		Buildings and Constructions						
	508	Works and Constructions						
	040	Various constructions	0	150000	150000	300000	1000000	2000000
		Total of Item	0	150000	150000	300000	1000000	2000000
3112		Devices, Machinery and Equipment						
	505	Equipment, Machines and Devices						
	055	Technical devices	0	25000	25000	50000	500000	500000
		Total of Item	0	25000	25000	50000	500000	500000
		Total of Project / Treasury	0	200000	200000	400000	2000000	3000000
Project		041 Generating electricity from wind in Wadi Araba region/ Aqaba						
Fund Source		102001 Capital (Treasury)						
Group	item	Description	Actual 2015	Estimated 2016	Re-estimated 2016	Estimated 2017	Indicative 2018	Indicative 2019
28		Other Expenditures						
2822		Other Capital Expenditures						
	504	Studies, Research and Consultations						
	014	Studies, research and design	0	500000	303000	0	0	0
		Total of Item	0	500000	303000	0	0	0
		Total of Project / Treasury	0	500000	303000	0	0	0

# Capital Expenditures According to Program and Projects for the Years 2015 - 2019

Chapter : 2001 Ministry of Energy and Mineral Resources

( In JDs )

Program 3505 Energy Sector Development								
Project		046 Modernizing Jordan Seismological Observatory						
Fund Source		102001	Capital (Treasury)					
Group	item	Description	Actual 2015	Estimated 2016	Re-estimated 2016	Estimated 2017	Indicative 2018	Indicative 2019
22		Use of Goods and Services						
2211		Use of Goods and Services						
	512	Operating and Sustaining Expenditures						
	006	Devices, tools and equipment maintenance	3886	10000	5000	5000	5000	5000
	012	Subscriptions, insurances	0	20000	20000	20000	20000	20000
	015	Operating systems and software	15324	20000	20000	20000	20000	20000
		Total of Item	19210	50000	45000	45000	45000	45000
31		Non-financial Assets						
3111		Buildings and Constructions						
	508	Works and Constructions						
	040	Various constructions	10361	30000	20000	20000	20000	20000
		Total of Item	10361	30000	20000	20000	20000	20000
3112		Devices, Machinery and Equipment						
	505	Equipment, Machines and Devices						
	044	Earthquakes seismograph devices	0	50000	35000	35000	35000	35000
		Total of Item	0	50000	35000	35000	35000	35000
		Total of Project / Treasury	29571	130000	100000	100000	100000	100000
Project		047 Oil Shale Exploration						
Fund Source		102001	Capital (Treasury)					
Group	item	Description	Actual 2015	Estimated 2016	Re-estimated 2016	Estimated 2017	Indicative 2018	Indicative 2019
28		Other Expenditures						
2822		Other Capital Expenditures						
	504	Studies, Research and Consultations						
	014	Studies, research and design	0	100000	100000	50000	50000	50000
		Total of Item	0	100000	100000	50000	50000	50000
31		Non-financial Assets						
3111		Buildings and Constructions						
	508	Works and Constructions						
	016	Excavations and wells construction	472835	500000	500000	200000	200000	200000
		Total of Item	472835	500000	500000	200000	200000	200000
		Total of Project / Treasury	472835	600000	600000	250000	250000	250000
Project		048 Exploration for minerals resources						
Fund Source		102001	Capital (Treasury)					
Group	item	Description	Actual 2015	Estimated 2016	Re-estimated 2016	Estimated 2017	Indicative 2018	Indicative 2019
28		Other Expenditures						
2822		Other Capital Expenditures						
	504	Studies, Research and Consultations						
	014	Studies, research and design	0	18000	0	0	0	0
		Total of Item	0	18000	0	0	0	0
31		Non-financial Assets						
3111		Buildings and Constructions						
	508	Works and Constructions						
	016	Excavations and wells construction	0	200000	100000	100000	100000	100000
		Total of Item	0	200000	100000	100000	100000	100000
		Total of Project / Treasury	0	218000	100000	100000	100000	100000

Capital Expenditures According to Program and Projects for the Years 2015 - 2019

Chapter : 2001 Ministry of Energy and Mineral Resources

( In JDs )

Program 3505 Energy Sector Development								
Project		049 Petroleum Exploration through marketing explorative areas						
Fund Source		102001 Capital (Treasury)						
Group	item	Description	Actual 2015	Estimated 2016	Re-estimated 2016	Estimated 2017	Indicative 2018	Indicative 2019
28		Other Expenditures						
2822		Other Capital Expenditures						
	504	Studies, Research and Consultations						
	014	Studies, research and design	890000	350000	350000	200000	200000	200000
		Total of Item	890000	350000	350000	200000	200000	200000
		Total of Project / Treasury	890000	350000	350000	200000	200000	200000
Project		050 Solar cells for homes/ European grant						
Fund Source		102001 Capital (Treasury)						
Group	item	Description	Actual 2015	Estimated 2016	Re-estimated 2016	Estimated 2017	Indicative 2018	Indicative 2019
31		Non-financial Assets						
3112		Devices, Machinery and Equipment						
	505	Equipment, Machines and Devices						
	069	Modernizing and developing devices and equipment	0	500000	500000	500000	500000	500000
		Total of Item	0	500000	500000	500000	500000	500000
		Total of Project / Treasury	0	500000	500000	500000	500000	500000
Project		051 Solar heaters for homes/ European grant						
Fund Source		102001 Capital (Treasury)						
Group	item	Description	Actual 2015	Estimated 2016	Re-estimated 2016	Estimated 2017	Indicative 2018	Indicative 2019
31		Non-financial Assets						
3112		Devices, Machinery and Equipment						
	505	Equipment, Machines and Devices						
	069	Modernizing and developing devices and equipment	0	500000	500000	500000	500000	500000
		Total of Item	0	500000	500000	500000	500000	500000
		Total of Project / Treasury	0	500000	500000	500000	500000	500000
Project		052 Seismic and geological surveys						
Fund Source		102001 Capital (Treasury)						
Group	item	Description	Actual 2015	Estimated 2016	Re-estimated 2016	Estimated 2017	Indicative 2018	Indicative 2019
28		Other Expenditures						
2822		Other Capital Expenditures						
	504	Studies, Research and Consultations						
	014	Studies, research and design	0	300000	200000	200000	200000	200000
		Total of Item	0	300000	200000	200000	200000	200000
		Total of Project / Treasury	0	300000	200000	200000	200000	200000
Project		057 Building a solar energy plant to generate electricity for the Synchrotron Light accelerator with size (6) Megawatts / Europe grant						
Fund Source		102001 Capital (Treasury)						
Group	item	Description	Actual 2015	Estimated 2016	Re-estimated 2016	Estimated 2017	Indicative 2018	Indicative 2019
31		Non-financial Assets						
3112		Devices, Machinery and Equipment						
	505	Equipment, Machines and Devices						
	062	Solar cells systems and equipment	0	0	0	3360000	0	0
		Total of Item	0	0	0	3360000	0	0
		Total of Project / Treasury	0	0	0	3360000	0	0
Total of Program			146387280	123363000	115573000	106682000	90090000	34100000
Total of Chapter			147499790	124813000	116823000	107501213	90940000	34950000