

## Chapter : 2101 Ministry of Public Works and Housing

**Creation:** The Ministry of Public Works and Housing was established under Bylaw No. (55) for the year 1966.

**Vision :** Safe roads with economic and developmental returns, an advanced and competitive construction sector and pioneering and excellence in government building

**Mission:** Connecting cities, villages, housing and economic complexes and neighboring countries with an excellent road network of high quality level and preserving its sustainability, expanding the implementation of ring roads around the main cities, developing the construction sector by using and applying the best modern practices and techniques that cope with the international developments as well as construction of pioneer government buildings which support the national and developmental goals and ensure the safety and life of staff, customers and visitors through the adoption and implementation of the best international performance practices in this field

**Legal Framework :** Ministry of Public Works and Housing Organization and Administration Bylaw No. (55) for the year 1996, and amendments thereto

### Tasks of the Ministry / Department:

- Re-qualify, maintain and sustain the roads network in the Kingdom.
- Implement and maintain agricultural and rural roads to serve production sites.
- Provide traffic safety criteria on roads to reduce road accidents
- Realize effective and pioneering institutional performance.
- Regulate and promote the quality of constructions sector.
- Supervise the implementation of government buildings.
- Set up the national programs and plans to establish buildings.
- Conduct the routine maintenance of government buildings.

### Ministry/Department Contribution to the Achievement of the National Objectives:

- Provide facilities and infrastructure with efficient and high return.
- Restructure the public sector to be more productive and effective.

### Major Issues and Challenges which face the Ministry / Department:

- Financial appropriations allocated in the Ministry's budget law are not appropriate to the size of required services and projects
- Instability of oil and construction materials prices
- Attrition of competent staff and unexcused leave from work
- Poor distribution of human and material resources.
- Lack of a national-level plan for traffic safety on roads.
- Lack of unified authority and reference to regulate the constructions sector.

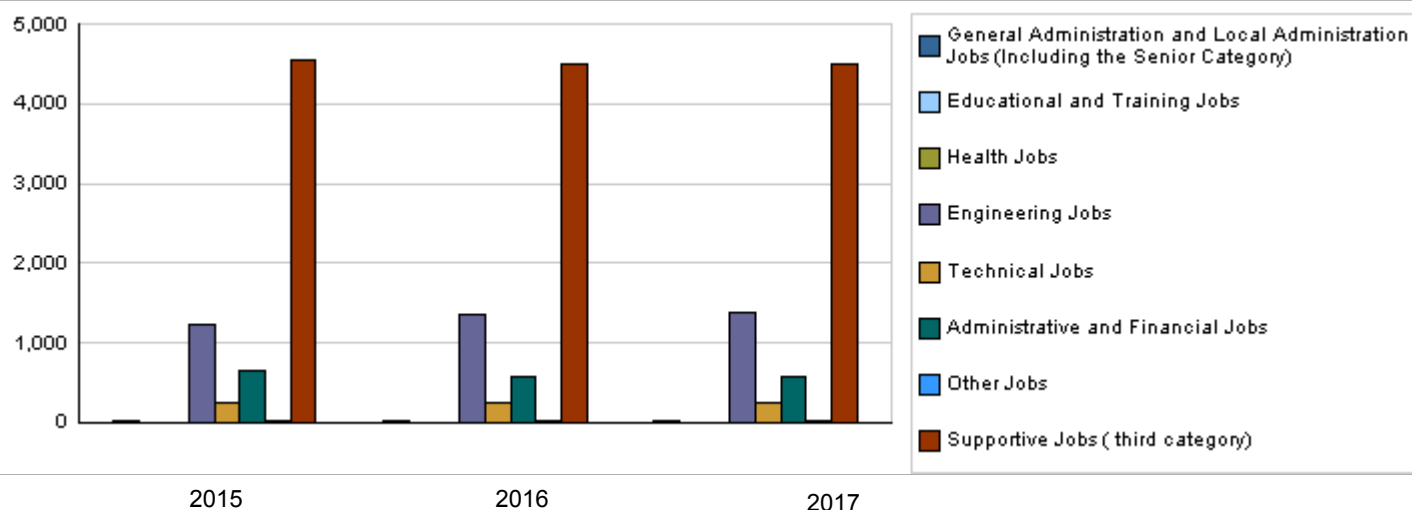
## CHAPTER : 2101 Ministry of Public Works and Housing

### Strategic Objectives and Performance Indicators of the Ministry / Department

Strategic Objective	Performance Indicator	Base year	Value	Actual Value	Target Value	Preliminary Self Evaluation	Target Value		
				2015	2016	2016	2017	2018	2019
1 - To enhance institutional performance	1 Percentage of the citizen's satisfaction with roads infrastructure	2009	%55	%87	%90	%89	%95	%96	%97
	2 Percentage of satisfaction of the Ministry's partners	2010	%75	%85	%87	%84	%88	%90	%92
2 - To maintain sustainability of the main, secondary and rural roads with economic and developmental returns all over the Kingdom	1 Percentage of reduction of the number of accidents caused by road defects	2009	%9.5	%2	%1.5	%1.5	%1.3	%1	%1
3 - To establish an integrated and safe road network to contribute to achieving the development	1 Increase in the lengths of completed roads relying on adopted technical criteria/ (km)	2006	7694	8170	7410	7320	7460	7500	7550
	2 Increase in the construction of roads and intersections all over the Kingdom for each governorate	2013	2	4	7	6	8	9	10
4 - To provide pioneer government buildings with a distinguished identity.	1 Percentage of government -owned buildings to total used buildings	2013	%60	%65	%66	%66	%67	%70	%72

### Number of Staff of the Ministry / Department

Group	Job	2015			2016			Preliminary 2017		
		Male	Female	Total	Male	Female	Total	Male	Female	Total
General Administration and Local Administration Jobs (Including the Senior Category)	Supervisory and leadership jobs	33	2	35	30	1	31	30	1	31
Educational and Training Jobs	Trainers	2	0	2	0	0	0	0	0	0
Health Jobs	Health jobs group	2	0	2	3	0	3	3	0	3
Engineering Jobs	Engineers	788	435	1223	950	397	1347	974	403	1377
Technical Jobs	Programmers and Technicians	175	70	245	184	67	251	176	67	243
Administrative and Financial Jobs	Heads of sections and financial officers	404	251	655	351	228	579	351	228	579
Other Jobs	Technicians	33	0	33	33	0	33	33	0	33
Supportive Jobs ( third category)	Third category	4058	490	4548	4000	496	4496	4003	490	4493
<b>Total</b>		<b>5495</b>	<b>1248</b>	<b>6743</b>	<b>5551</b>	<b>1189</b>	<b>6740</b>	<b>5570</b>	<b>1189</b>	<b>6759</b>
<b>Total Cost of Salaries</b>		<b>31607924</b>	<b>7414204</b>	<b>39022128</b>	<b>32922180</b>	<b>7226820</b>	<b>40149000</b>	<b>34054600</b>	<b>7475400</b>	<b>41530000</b>



### Key Information of the Ministry / Department

No.	Description	base year	Value	Primary 2016	Estimated 2017												
					Irbid	Mafraq	Jarsh	Ajloun	Amman	Balqa'	Zaraq'	Madaba	Karak	Ma'an	Tafila	Aqaba	Total
1	Lengths of established main roads/ KM	2008	25	20	4	2	2	2	4	4	4	2	2	3	2	1	32
2	Lengths of established rural roads/KM	2008	12	10	2	2	2	1	0	2	1	1	2	1	2	1	17
3	Lengths of established secondary roads/KM	2008	11	10	1	1	1	2	1	2	1	2	2	2	1	1	17

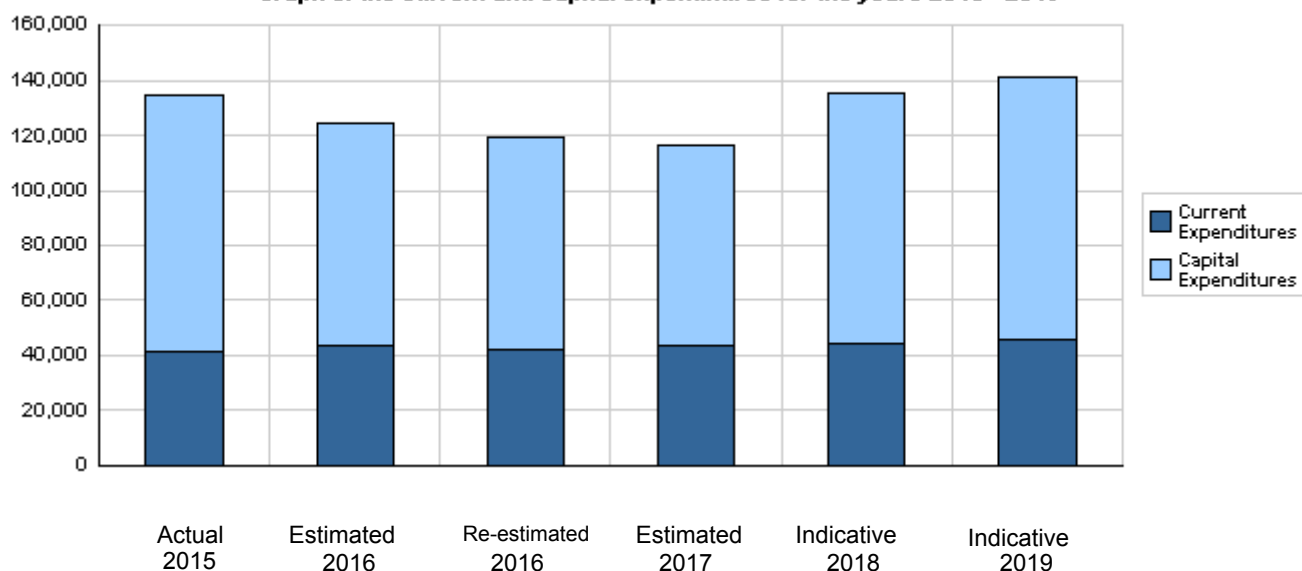
**Overall Summary of Expenditures for Chapter 2101- Ministry of Public Works and Housing**  
for the Years 2015 - 2019

( In JDs )

Description		Actual 2015	Estimated 2016	Re-estimated 2016	Estimated 2017	Indicative	
						2018	2019
<b>Group</b>	<b>Current Expenditures</b>						
2111	Salaries, Wages and Allowances	35,782,934	38,241,000	36,899,000	37,630,000	38,462,000	39,271,000
2121	Social Security Contributions	3,239,194	3,250,000	3,250,000	3,900,000	4,000,000	4,100,000
2211	Use of Goods and Services	2,069,966	2,200,000	1,990,000	2,082,000	2,140,000	2,140,000
2821	Other Current Expenditures	86,323	60,000	47,000	48,000	50,000	50,000
<b>Total current expenditures</b>		<b>41,178,417</b>	<b>43,751,000</b>	<b>42,186,000</b>	<b>43,660,000</b>	<b>44,652,000</b>	<b>45,561,000</b>
<b>Capital Expenditures</b>							
2111	Salaries, Wages and Allowances	1,774,794	2,030,000	2,030,000	2,055,000	2,055,000	2,055,000
2121	Social Security Contributions	34,136	35,000	35,000	0	0	0
2211	Use of Goods and Services	10,969,463	15,030,000	14,340,000	14,050,000	22,900,000	28,350,000
2511	Subsidies to Public Corporations	0	250,000	250,000	250,000	1,250,000	1,750,000
2632	Support to General Government Units/ Capital	249,941	0	0	0	0	0
2822	Other Capital Expenditures	1,099,962	955,000	955,000	1,425,000	1,575,000	1,575,000
3111	Buildings and Constructions	77,863,580	60,850,000	57,500,000	53,492,267	60,705,000	59,155,000
3112	Devices, Machinery and Equipment	694,737	850,000	850,000	935,000	1,130,000	1,130,000
3122	Inventories	599,982	635,000	635,000	825,000	1,250,000	1,250,000
3141	Lands	23,082	160,000	160,000	0	0	0
<b>Total capital expenditures</b>		<b>93,309,677</b>	<b>80,795,000</b>	<b>76,755,000</b>	<b>73,032,267</b>	<b>90,865,000</b>	<b>95,265,000</b>
<b>Treasury</b>		<b>93,309,677</b>	<b>80,795,000</b>	<b>76,755,000</b>	<b>73,032,267</b>	<b>90,865,000</b>	<b>95,265,000</b>
<b>Total current and capital expenditures</b>		<b>134,488,094</b>	<b>124,546,000</b>	<b>118,941,000</b>	<b>116,692,267</b>	<b>135,517,000</b>	<b>140,826,000</b>

( Thousands of JDs )

**Graph of the current and capital expenditures for the years 2015 - 2019**

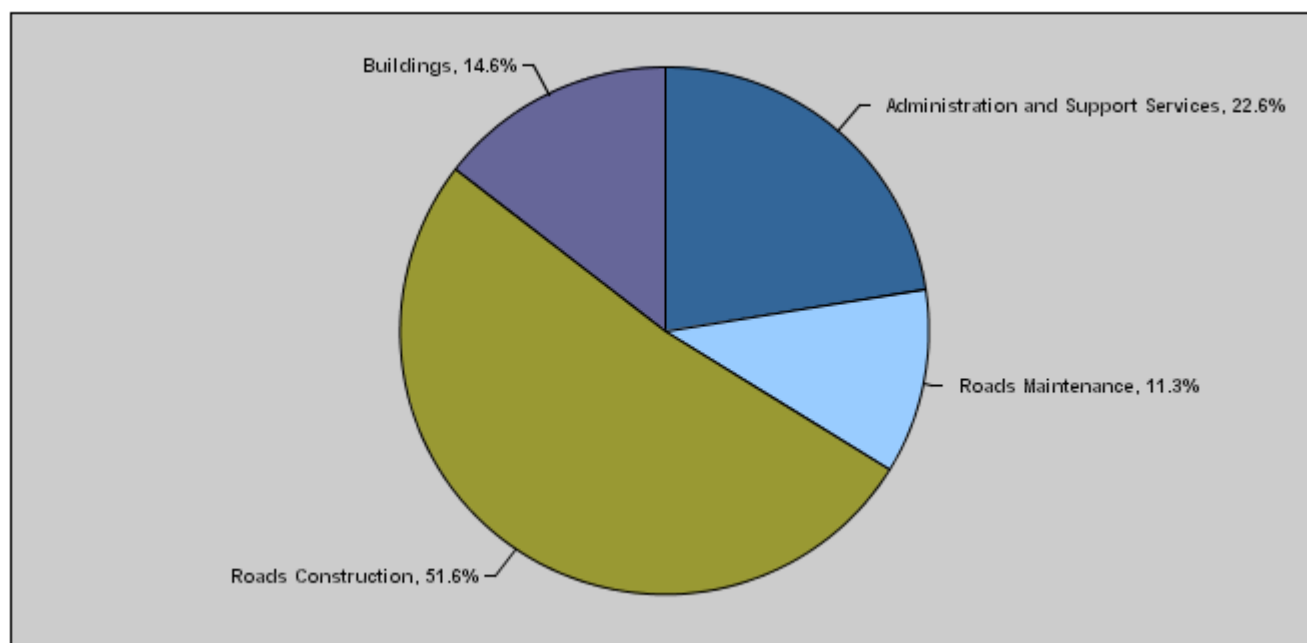


Budget of Chapter 2101 - Ministry of Public Works and Housing  
For the Year 2017 Distributed According to Program

( In JDs )

Prog.	Description	Current Expenditures	Capital Expenditures	Total Expenditures
3701	Administration and Support Services	26,089,000	250,000	26,339,000
3705	Roads Maintenance	0	13,175,000	13,175,000
3710	Roads Construction	7,809,000	52,352,267	60,161,267
3905	Buildings	9,762,000	7,255,000	17,017,000
Total		43,660,000	73,032,267	116,692,267

**Total Expenditures for the Year 2017 Distributed According to Programs**



Estimated Allocations for Females distributed according to Programs for the Years 2015 - 2019

Program	2015	2016	2017	2018	2019
3701 Administration and Support Services	2849000	2936000	3000000	3100000	3200000
3705 Roads Maintenance	1530000	2142000	2095000	3700000	3700000
3710 Roads Construction	16223000	12255000	11431000	13000000	13000000
3905 Buildings	3822000	3938000	4000000	4100000	4200000
Total	24424000	21271000	20526000	23900000	24100000

Estimated Allocations For Child distributed according to Programs for the Years 2015 - 2019

Program	2015	2016	2017	2018	2019
3701 Administration and Support Services	101976	102000	102000	102000	102000
3705 Roads Maintenance	3059996	4284000	4203000	7466000	7650000
3710 Roads Construction	29493000	21236000	19853000	22516000	21577000
3905 Buildings	1045000	1150000	1086000	1093000	1527000
Total	33699972	26772000	25244000	31177000	30856000

Budget Chapter 2101 - Ministry of Public Works and Housing Distributed According to the Program

3701	Administration and Support Services Program
------	---

Objective of the program :

Perform the administrative functions and those functions related to budget, finance, personnel , HR and training in the Ministry.

The strategic objective related to the program :

Enhance institutional performance.

Directorates associated with the program :

- Financial Affairs Directorate
- Administrative Affairs Directorate
- Institutional Performance Development Directorate.
- Workshops Directorate

Services provided by the program :

Provide administrative and financial support to all programs and projects of the Ministry.

Staff working in the program :

The program is implemented through a functional staff in 2016 estimated with ( 3769 ) staff, including ( 3345 ) males and ( 424 ) females .

Performance Measurement Indicators for Program

Performance Measurement Indicator	Base Year	Value	Actual value	Target Value	Preliminary Self Evaluation	Target Value		
			2015	2016		2016	2017	2018
1 Increase in the percentage of employees holding diploma or higher degrees	2009	%22	%28	%30	%28	%32	%33	%33
2 Percentage of minimizing the annual average of staff attrition	2009	%9.5	%6.5	%6	%4.5	%6	%7	%7
3 Percentage of improving the level of programs	2010	%75	%85	%86	%83	%87	%88	%88

Appropriations Of Administration and Support Services Program as Per Activities and Projects.

( In JDs )

Activities and Projects	Actual	Estimated	Re-estimated	Estimated	Indicative	
	2015	2016	2016	2017	2018	2019
<b>Current Expenditures</b>	24,680,264	25,529,500	25,209,500	26,089,000	26,456,000	26,718,000
601 Administrative and Support Services	24,680,264	25,529,500	25,209,500	26,089,000	26,456,000	26,718,000
<b>Capital Expenditures</b>	2,886,919	330,000	330,000	250,000	250,000	250,000
001 Administration Project	2,566,987	0	0	0	0	0
002 Supporting the National Building Council projects	249,941	250,000	250,000	250,000	250,000	250,000
004 Establishing the information system for all government buildings	20,000	25,000	25,000	0	0	0
005 Application of government buildings administration and sustainability system	49,991	55,000	55,000	0	0	0
Program / Treasury	2,886,919	330,000	330,000	250,000	250,000	250,000
<b>Total Program</b>	27,567,183	25,859,500	25,539,500	26,339,000	26,706,000	26,968,000

Budget Chapter 2101 - Ministry of Public Works and Housing Distributed According to the Program

3705	Roads Maintenance Program								
<b>Objective of the program :</b>									
Carry out periodic and preventive maintenance and renovation of the roads to improve the existing roads network in the Kingdom.									
<b>The strategic objective related to the program :</b>									
To maintain sustainability of the main, side and rural roads with economic and developmental returns all over the Kingdom.									
<b>Directorates associated with the program :</b>									
<ul style="list-style-type: none"> <li>- Planning and Studies Directorate</li> <li>- Traffic Safety Directorate</li> <li>- Maintenance Directorate</li> </ul>									
<b>Services provided by the program :</b>									
Invite bids for tenders for roads maintenance and implementation follow up in the governorates.									
<b>Staff working in the program :</b>									
The program is implemented through a functional staff in 2016 estimated with ( 179 ) staff, including ( 140 ) males and ( 39 ) females .									
<b>Performance Measurement Indicators for Program</b>									
Performance Measurement Indicator	Base Year	Value	Actual value	Target Value	Preliminary Self Evaluation	Target Value			
			2015	2016		2016	2017	2018	2019
1	Increase in the lengths of renovated roads, annually (km)	2009	500	1100	1200	1199	1500	1600	1600
2	Minimizing the percentage of roads not conforming to the new technical standards	2011	%10.5	%9	%8	%7.8	%7	%6	%5
<b>Appropriations Of Roads Maintenance Program as Per Activities and Projects. ( In JDs )</b>									
Activities and Projects	Actual	Estimated	Re-estimated	Estimated	Indicative				
	2015	2016	2016	2017	2018	2019			
Current Expenditures	0	0	0	0	0	0			
Capital Expenditures	9,253,458	14,135,000	13,560,000	13,175,000	21,965,000	27,415,000			
001	Roads Maintenance Program Administration Project	1,728,471	3,110,000	3,035,000	3,665,000	3,665,000			
002	Maintenance of Main and traffic-through roads and bridges - In Northern Region	2,300,000	3,000,000	2,900,000	2,350,000	4,250,000			
003	Maintenance of main and traffic-through roads and bridges - in Central Region	2,300,000	3,000,000	2,900,000	1,960,000	3,750,000			
004	Maintenance of main and traffic-through roads and bridges -in Southern Region	2,299,997	3,000,000	2,900,000	2,000,000	3,800,000			
005	Secondary and rural roads maintenance project	299,998	1,000,000	900,000	1,600,000	3,250,000			
006	Agricultural Roads Maintenance Project	299,996	1,000,000	900,000	1,600,000	3,250,000			
007	Establishing model maintenance stations	24,996	25,000	25,000	0	0			
Program / Treasury		9,253,458	14,135,000	13,560,000	13,175,000	21,965,000			
Total Program		9,253,458	14,135,000	13,560,000	13,175,000	21,965,000			

Budget Chapter 2101 - Ministry of Public Works and Housing Distributed According to the Program

3710	Roads Construction Program
<b>Objective of the program :</b>	
The program aims to establish main, side and rural roads.	
<b>The strategic objective related to the program :</b>	
Establish an integrated and safe roads network to contribute to achieving progress.	
<b>Directorates associated with the program :</b>	
<ul style="list-style-type: none"> <li>- Planning and Studies Directorate</li> <li>- Roads Implementation Directorate</li> <li>- Traffic Safety Directorate</li> </ul>	
<b>Services provided by the program :</b>	
Follow up, implement and award tenders for constructing roads.	
<b>Staff working in the program :</b>	
The program is implemented through a functional staff in 2016 estimated with ( 1761 ) staff, including ( 1401 ) males and ( 360 ) females .	

Performance Measurement Indicators for Program

Performance Measurement Indicator	Base Year	Value	Actual value	Target Value	Preliminary Self Evaluation	Target Value		
			2015	2016		2016	2017	2018
1 Increase in the lengths of constructed rural roads (km)	2006	2435	2530	2670	2665	2690	2700	2740
2 Increase in the lengths of constructed main roads (km)	2006	3187	3187	2770	2750	2800	2850	2910
3 Increase in the lengths of constructed secondary roads (km)	2006	2112	2240	2260	2254	2300	2340	2380

Appropriations Of Roads Construction Program as Per Activities and Projects.

( In JDs )

Activities and Projects	Actual	Estimated	Re-estimated	Estimated	Indicative	
	2015	2016	2016	2017	2018	2019
<b>Current Expenditures</b>	7,203,205	7,986,500	7,504,500	7,809,000	8,097,000	8,374,000
601 Setting up plans, studies and designs for roads construction	7,203,205	7,986,500	7,504,500	7,809,000	8,097,000	8,374,000
<b>Capital Expenditures</b>	75,494,610	59,340,000	56,025,000	52,352,267	59,485,000	57,185,000
001 Roads Construction Program Administration Project	3,605,880	4,490,000	4,375,000	4,700,000	4,700,000	4,700,000
002 Traffic Safety on Roads	2,499,999	3,000,000	2,850,000	2,800,000	2,775,000	2,800,000
003 Establishing and improving rural and secondary roads	8,999,999	7,307,400	7,057,400	2,676,000	5,700,000	5,700,000
004 Agricultural Roads	8,000,000	5,000,000	4,750,000	2,676,267	5,700,000	5,700,000
006 Establishing and Enhancing the Outlet Roads	999,993	2,000,000	1,850,000	1,300,000	1,800,000	1,800,000
011 Establishing Mafrag- Safawi Road	0	200,000	0	125,000	180,000	180,000
014 Completing Al- Karak/ Al-Qatraneh Road including Al- Karak entrance	700,000	700,000	700,000	900,000	0	0
015 Completing Salt Ring Road/ Second Part	6,000,000	5,000,000	5,000,000	4,630,000	4,630,000	2,000,000
022 Competing Al-Jwaideh / Al-Mwaqqar Road	0	0	0	0	500,000	500,000
023 Improving intersections on Amman - Zarqa Highway	500,000	200,000	200,000	450,000	0	0
026 Implementing Zarqa- Berain Road	2,500,000	2,500,000	2,500,000	1,900,000	1,500,000	1,500,000
035 Completing Queen Alia International Airport road /second stage	700,000	200,000	200,000	360,000	0	0
037 Kathraba- Jordan Valley Road	1,999,997	2,000,000	2,000,000	2,700,000	2,700,000	2,700,000
038 Lighting the main and open ended roads	1,499,997	2,900,000	2,900,000	3,200,000	3,200,000	3,200,000
040 Irbid Ring Road	6,600,000	5,000,000	5,000,000	4,630,000	4,630,000	4,630,000
046 Implementing a bridge at Al-Fayha - Zarqa intersection	0	0	0	0	100,000	1,000,000
048 Madaba Ring Road	399,998	205,600	205,600	180,000	180,000	180,000
053 Salt - Jordan Valley Road	99,995	300,000	150,000	180,000	180,000	180,000
054 Rehabilitating Sahrawi (Desert) Road (Amman -Ras Al-Naqab)	4,999,915	1,000,000	1,000,000	900,000	0	0
055 Rehabilitating bridges and water installations	199,970	200,000	200,000	450,000	450,000	450,000
056 Establishing Karama - 'Era Road	149,998	100,000	50,000	0	0	0
057 Establishing Madaba - Jalool - Airport Road	499,995	0	0	0	0	0

## Budget Chapter 2101 - Ministry of Public Works and Housing Distributed According to the Program

3710 Roads Construction Program		Appropriations Of Roads Construction Program as Per Activities and Projects. ( In JDs )					
Activities and Projects		Actual 2015	Estimated 2016	Re-estimated 2016	Estimated 2017	Indicative 2018 2019	
<b>Capital Expenditures</b>		<b>75,494,610</b>	<b>59,340,000</b>	<b>56,025,000</b>	<b>52,352,267</b>	<b>59,485,000</b>	<b>57,185,000</b>
058	Re-establishing areas of slidings on Amman - Jerash Road	200,000	50,000	50,000	90,000	90,000	90,000
062	Implementing Shoumar Bridge/ Zarqa	3,900,000	2,000,000	2,000,000	1,800,000	1,800,000	1,800,000
063	Improving the Royal Road/ Karak and Tafleeh	799,662	400,000	300,000	450,000	450,000	450,000
064	Road to Al-Durrah border center	500,000	0	0	0	0	0
067	Alternative road/ Ajloun- the Capital	0	0	0	0	200,000	200,000
068	Supporting Greater Amman Municipality projects	0	0	0	0	1,000,000	1,500,000
075	Al-Korah- Irbid Road	900,000	1,000,000	900,000	1,350,000	1,350,000	1,000,000
076	Sama Al-Rosan -Sahm Road	0	0	0	0	100,000	100,000
077	Dheban -Umm Al-Rasas Road	0	0	0	0	100,000	100,000
078	Traffic intersections in the Center, North and South	2,399,999	1,500,000	1,500,000	950,000	1,350,000	1,000,000
079	Expanding Thaniyeh- Amqa intersection	249,996	0	0	0	0	0
080	Expanding and completing Fheis/ Baccalaureate Road	999,977	500,000	500,000	450,000	250,000	0
081	Establishing Wadi Al Shajarah tunnel and bridge /Salt	4,500,000	2,000,000	2,000,000	450,000	450,000	0
082	Implementing the 2nd phase of Ein Janah/ Souf Road	250,000	450,000	450,000	180,000	0	0
083	Re-establishing Northern Shouneh / Al-Manshyah/ Waqas Road	2,399,962	2,000,000	1,200,000	2,250,000	2,250,000	2,250,000
085	Al-Bishriyeh/ Azraq Road	900,000	1,000,000	900,000	900,000	900,000	500,000
086	Ring belt road/ the Capital	0	0	0	0	100,000	100,000
089	Expanding Wadi Araba road to become at the level of secondary roads	0	50,000	0	0	100,000	100,000
090	Southern Shouneh road / Al-Kafrain intersection/ Al-Ramah intersection	2,000,000	2,000,000	1,800,000	2,250,000	2,250,000	2,250,000
091	Al- Mashta palace road leading to Queen Alia International Airport/ air freight	0	0	0	300,000	450,000	450,000
093	Expanding and maintaining the Refinery Road/ Zarqa	899,530	1,000,000	900,000	720,000	720,000	500,000
094	Mafraq/ Khaledyeh/ Saaydeh Road	0	50,000	0	35,000	50,000	50,000
095	Jerash /Burma Road	0	0	0	0	100,000	100,000
099	Linking Balqa Governorate with Jerash and Ajloun Governorates	789,998	550,000	350,000	720,000	720,000	720,000
100	Namlah / Wadi Araba Road at the level of a rural road	749,780	800,000	700,000	720,000	300,000	0
101	Improving Russaifeh/ Amman Road	0	0	0	0	100,000	100,000
108	Kafr Asad / Umm Qais Road	0	0	0	0	100,000	100,000
109	Ghabawi /Azraq Road	0	0	0	0	100,000	100,000
110	Rhab / Jerash intersection road	0	0	0	0	100,000	100,000
111	Adhruh /Al-Manshiyah road, 18 km long	0	0	0	0	100,000	100,000
112	Improving Yajouz Road	0	0	0	0	100,000	100,000
114	Irbid/ Ajloun Road	0	0	0	0	200,000	200,000
115	Expanding and maintaining Rhab / Mafraq Road	800,000	1,000,000	900,000	720,000	720,000	720,000
116	Rum/ Desah /Mdawarah Road	299,970	0	0	0	200,000	575,000
117	Al-Hashemyah - Irbid Road (3rd phase)	0	0	0	0	300,000	300,000
118	Irbid Ring Road (2nd phase)	500,000	0	0	0	0	0
119	Salt Ring Road ( 2nd phase)	500,000	0	0	0	0	0
120	Culture/ Irbid Roundabout Intersection	0	550,000	450,000	1,350,000	1,350,000	2,000,000
121	Maan- Al-Mdawwara Road	0	0	0	0	100,000	100,000
122	Umm Al-Amad- Finan Road	0	137,000	137,000	450,000	450,000	450,000
123	Strategic road to connect north of the Kingdom by a road parallel to Amman/ Jerash Road	0	0	0	130,000	180,000	180,000
124	Tal Al-Musamma - Al-Rukban Road	0	0	0	130,000	180,000	180,000
125	Ajloun Ring Road	0	0	0	0	100,000	100,000
126	Improving the entrance of Ayy District / Karak	0	0	0	300,000	450,000	450,000
127	Implementing Al-Sahaba tunnel on the road of Queen Alia International Airport	0	0	0	600,000	100,000	0
128	Alamqh Al-Husainya Road	0	0	0	300,000	450,000	450,000



Budget Chapter 2101 - Ministry of Public Works and Housing Distributed According to the Program

3710 Roads Construction Program		Appropriations Of Roads Construction Program as Per Activities and Projects. ( In JDs )					
Activities and Projects		Actual 2015	Estimated 2016	Re-estimated 2016	Estimated 2017	Indicative 2018 2019	
Capital Expenditures		75,494,610	59,340,000	56,025,000	52,352,267	59,485,000	57,185,000
129	Sarfa- Jordan Valley Road	0	0	0	0	100,000	400,000
Program / Treasury		75,494,610	59,340,000	56,025,000	52,352,267	59,485,000	57,185,000
Total Program		82,697,815	67,326,500	63,529,500	60,161,267	67,582,000	65,559,000

## Budget Chapter 2101 - Ministry of Public Works and Housing Distributed According to the Program

3905	Buildings Program								
<u>Objective of the program :</u>									
The program aims to study the government buildings projects and supervise their implementation.									
<u>The strategic objective related to the program :</u>									
Provide pioneer government buildings with a distinguished identity.									
<u>Directorates associated with the program :</u>									
- Buildings Directorate - Planning Directorate - Maintenance Directorate									
<u>Services provided by the program :</u>									
Supervise the implementation of Ministries projects									
<u>Staff working in the program :</u>									
The program is implemented through a functional staff in 2016 estimated with ( 1031 ) staff, including ( 665 ) males and ( 366 ) females .									
<b>Performance Measurement Indicators for Program</b>									
Performance Measurement Indicator		Base Year	Value	Actual value	Target Value	Preliminary Self Evaluation	Target Value		
				2015	2016		2016	2017	2018
1	Percentage of government -owned buildings to total used buildings	2013	%60	%65	%66	%66	%67	%70	%72
Appropriations Of Buildings Program as Per Activities and Projects. ( In JDs )									
Activities and Projects		Actual 2015	Estimated 2016	Re-estimated 2016	Estimated 2017	Indicative 2018		2019	
Current Expenditures		9,294,948	10,235,000	9,472,000	9,762,000	10,099,000	10,469,000		
601	Administrative and Support Services	9,294,948	10,235,000	9,472,000	9,762,000	10,099,000	10,469,000		
Capital Expenditures		5,674,690	6,990,000	6,840,000	7,255,000	9,165,000	10,415,000		
001	Buildings Program Administration Project	249,831	990,000	990,000	1,415,000	2,245,000	2,245,000		
002	Furnishings for the Prime Ministry building and the hospitality building and other works	325,000	350,000	350,000	350,000	350,000	350,000		
003	Completing the Works and Mechanics Directorate buildings	0	0	0	90,000	100,000	100,000		
006	Sustaining the maintenance and modernization of borders centers.	3,999,995	4,000,000	3,900,000	3,600,000	4,600,000	5,000,000		
008	Urban Villages Project	499,886	1,000,000	950,000	720,000	720,000	720,000		
009	Housing for poor families	499,978	250,000	250,000	450,000	450,000	1,000,000		
010	Sustaining and maintaining Jordan Museum	100,000	200,000	200,000	180,000	200,000	200,000		
011	Maintaining various buildings and areas	0	200,000	200,000	450,000	500,000	800,000		
Program / Treasury		5,674,690	6,990,000	6,840,000	7,255,000	9,165,000	10,415,000		
Total Program		14,969,638	17,225,000	16,312,000	17,017,000	19,264,000	20,884,000		

## Capital Expenditures Distributed According to Governorates

Chapter : 2101 Ministry of Public Works and Housing

( In JDs )

Governorate		Actual 2015	Estimated 2016	Re-estimated 2016	Estimated 2017	Indicative 2018	Indicative 2019
11	National level	17970918	9645000	9305000	10930000	12810000	14160000
21	Irbid Governorate	15746234	15096000	13981000	14710000	17110000	18110000
22	Mafraq Governorate	3574262	4906000	4415000	4230000	7100000	6900000
23	Jerash Governorate	4327649	3681000	3436000	2910000	5080000	5530000
24	Ajloun Governorate	3379195	3431000	3336000	2460000	4860000	5310000
31	The Capital Governorate	5480180	3174000	2869000	3855000	4600000	4325000
32	Balqa' Governorate	14184932	12626000	12106000	9870000	11060000	8780000
33	Zarqa Governorate	9498046	9326000	8976000	7572267	7720000	8600000
34	Ma'daba Governorate	3299813	3376000	3276000	2925000	3825000	4255000
41	Karak Governorate	5197783	5391000	5182000	6190000	6690000	7575000
42	Ma'an Governorate	5716183	4036000	4016000	2925000	3500000	4100000
43	Tafilah Governorate	2486261	3191000	3091000	2685000	4310000	4745000
44	Aqaba Governorate	2448221	2916000	2766000	1770000	2200000	2875000
<b>Total</b>		<b>93309677</b>	<b>80795000</b>	<b>76755000</b>	<b>73032267</b>	<b>90865000</b>	<b>95265000</b>

## Chapter : 2101 Ministry of Public Works and Housing

( In JDs )

Current Activities Appropriations According to Program								
Prog.	Activites		Actual	Estimated	Re-estimated	Estimated	Indicative	Indicative
			2015	2016	2016	2017	2018	2019
3701	601	Administrative and Support Services	24680264	25529500	25209500	26089000	26456000	26718000
		Total of Program	24680264	25529500	25209500	26089000	26456000	26718000
3710	601	Setting up plans, studies and designs for roads construction	7203205	7986500	7504500	7809000	8097000	8374000
		Total of Program	7203205	7986500	7504500	7809000	8097000	8374000
3905	601	Administrative and Support Services	9294948	10235000	9472000	9762000	10099000	10469000
		Total of Program	9294948	10235000	9472000	9762000	10099000	10469000
		Total	41178417	43751000	42186000	43660000	44652000	45561000

Capital Projects Appropriations According to Program								
Prog.	Projects		Actual	Estimated	Re-estimated	Estimated	Indicative	Indicative
			2015	2016	2016	2017	2018	2019
3701	001	Administration Project	2566987	0	0	0	0	0
	002	Supporting the National Building Council projects	249941	250000	250000	250000	250000	250000
	004	Establishing the information system for all government buildings	20000	25000	25000	0	0	0
	005	Application of government buildings administration and sustainability system	49991	55000	55000	0	0	0
		Total of Program	2886919	330000	330000	250000	250000	250000
3705	001	Roads Maintenance Program Administration Project	1728471	3110000	3035000	3665000	3665000	3665000
	002	Maintenance of Main and traffic-through roads and bridges - In Northern Region	2300000	3000000	2900000	2350000	4250000	5250000
	003	Maintenance of main and traffic-through roads and bridges - in Central Region	2300000	3000000	2900000	1960000	3750000	4750000
	004	Maintenance of main and traffic-through roads and bridges -in Southern Region	2299997	3000000	2900000	2000000	3800000	5000000
	005	Secondary and rural roads maintenance project	299998	1000000	900000	1600000	3250000	4500000
	006	Agricultural Roads Maintenance Project	299996	1000000	900000	1600000	3250000	4250000
	007	Establishing model maintenance stations	24996	25000	25000	0	0	0
		Total of Program	9253458	14135000	13560000	13175000	21965000	27415000

( In JDs )

## Capital Projects Appropriations According to Program

Prog.	Projects		Actual	Estimated	Re-estimated	Estimated	Indicative	Indicative
			2015	2016	2016	2017	2018	2019
3710	001	Roads Construction Program Administration Project	3605880	4490000	4375000	4700000	4700000	4700000
	002	Traffic Safety on Roads	2499999	3000000	2850000	2800000	2775000	2800000
	003	Establishing and improving rural and secondary roads	8999999	7307400	7057400	2676000	5700000	5700000
	004	Agricultural Roads	8000000	5000000	4750000	2676267	5700000	5700000
	006	Establishing and Enhancing the Outlet Roads	999993	2000000	1850000	1300000	1800000	1800000
	011	Establishing Mafraq- Safawi Road	0	200000	0	125000	180000	180000
	014	Completing Al- Karak/ Al-Qatraneh Road including Al- Karak entrance	700000	700000	700000	900000	0	0
	015	Completing Salt Ring Road/ Second Part	6000000	5000000	5000000	4630000	4630000	2000000
	022	Competing Al-Jwaideh / Al- Mwaqqar Road	0	0	0	0	500000	500000
	023	Improving intersections on Amman - Zarqa Highway	500000	200000	200000	450000	0	0
	026	Implementing Zarqa- Berain Road	2500000	2500000	2500000	1900000	1500000	1500000
	035	Completing Queen Alia International Airport road /second stage	700000	200000	200000	360000	0	0
	037	Kathraba- Jordan Valley Road	1999997	2000000	2000000	2700000	2700000	2700000
	038	Lighting the main and open ended roads	1499997	2900000	2900000	3200000	3200000	3200000
	040	Irbid Ring Road	6600000	5000000	5000000	4630000	4630000	4630000
	046	Implementing a bridge at Al-Fayha - Zarqa intersection	0	0	0	0	100000	100000
	048	Madaba Ring Road	399998	205600	205600	180000	180000	180000
	053	Salt - Jordan Valley Road	99995	300000	150000	180000	180000	180000
	054	Rehabilitating Sahrawi (Desert) Road (Amman -Ras Al-Naqab)	4999915	1000000	1000000	900000	0	0
	055	Rehabilitating bridges and water installations	199970	200000	200000	450000	450000	450000
	056	Establishing Karama - 'Era Road	149998	100000	50000	0	0	0
	057	Establishing Madaba - Jalool - Airport Road	499995	0	0	0	0	0
	058	Re-establishing areas of slidings on Amman - Jerash Road	200000	50000	50000	90000	90000	90000
	062	Implementing Shoumar Bridge/ Zarqa	3900000	2000000	2000000	1800000	1800000	1800000
	063	Improving the Royal Road/ Karak and Tafileh	799662	400000	300000	450000	450000	450000
	064	Road to Al-Durrah border center	500000	0	0	0	0	0
	067	Alternative road/ Ajloun- the Capital	0	0	0	0	200000	200000
	068	Supporting Greater Amman Municipality projects	0	0	0	0	1000000	1500000
	075	Al-Korah- Irbid Road	900000	1000000	900000	1350000	1350000	1000000
	076	Sama Al-Rosan -Sahm Road	0	0	0	0	100000	100000
	077	Dheban -Umm Al-Rasas Road	0	0	0	0	100000	100000
	078	Traffic intersections in the Center, North and South	2399999	1500000	1500000	950000	1350000	1000000
	079	Expanding Thaniyeh- Amqa intersection	249996	0	0	0	0	0
	080	Expanding and completing Fheis/ BaccaLaureate Road	999977	500000	500000	450000	250000	0
	081	Establishing Wadi Al Shajarah tunnel and bridge /Salt	4500000	2000000	2000000	450000	450000	0
	082	Implementing the 2nd phase of Ein Janah/ Souf Road	250000	450000	450000	180000	0	0
	083	Re-establishing Northern Shouneh / Al-Manshyah/ Waqas Road	2399962	2000000	1200000	2250000	2250000	2250000
085	Al-Bishriyeh/ Azraq Road	900000	1000000	900000	900000	900000	500000	
086	Ring belt road/ the Capital	0	0	0	0	100000	100000	
089	Expanding Wadi Araba road to become at the level of secondary roads	0	50000	0	0	100000	100000	
090	Southern Shouneh road / Al-Kafrain intersection/ Al-Ramah intersection	2000000	2000000	1800000	2250000	2250000	2250000	
091	Al- Mashta palace road leading to Queen Alia International Airport/ air freight	0	0	0	300000	450000	450000	
093	Expanding and maintaining the Refinery Road/ Zarqa	899530	1000000	900000	720000	720000	500000	
094	Mafraq/ Khaledyeh/ Saaydeh Road	0	50000	0	35000	50000	50000	
095	Jerash /Burma Road	0	0	0	0	100000	100000	
099	Linking Balqa Governorate with Jerash and Ajloun Governorates	789998	550000	350000	720000	720000	720000	

( In JDs )

Capital Projects Appropriations According to Program								
Prog.	Projects		Actual	Estimated	Re-estimated	Estimated	Indicative	Indicative
			2015	2016	2016	2017	2018	2019
	100	Namlah / Wadi Araba Road at the level of a rural road	749780	800000	700000	720000	300000	0
	101	Improving Russaifeh/ Amman Road	0	0	0	0	100000	100000
	108	Kafr Asad / Umm Qais Road	0	0	0	0	100000	100000
	109	Ghabawi /Azraq Road	0	0	0	0	100000	100000
	110	Rhab / Jerash intersection road	0	0	0	0	100000	100000
	111	Adhruh /Al-Manshiyah road, 18 km long	0	0	0	0	100000	100000
	112	Improving Yajouz Road	0	0	0	0	100000	100000
	114	Irbid/ Ajloun Road	0	0	0	0	200000	200000
	115	Expanding and maintaining Rhab / Mafraq Road	800000	1000000	900000	720000	720000	720000
	116	Rum/ Desah /Mdawarah Road	299970	0	0	0	200000	575000
	117	Al-Hashemyah - Irbid Road (3rd phase)	0	0	0	0	300000	300000
	118	Irbid Ring Road (2nd phase)	500000	0	0	0	0	0
	119	Salt Ring Road ( 2nd phase)	500000	0	0	0	0	0
	120	Culture/ Irbid Roundabout Intersection	0	550000	450000	1350000	1350000	2000000
	121	Maan- Al-Mdawwara Road	0	0	0	0	100000	100000
	122	Umm Al-Amad- Finan Road	0	137000	137000	450000	450000	450000
	123	Strategic road to connect north of the Kingdom by a road parallel to Amman/ Jerash Road	0	0	0	130000	180000	180000
	124	Tal Al-Musamma - Al-Rukban Road	0	0	0	130000	180000	180000
	125	Ajloun Ring Road	0	0	0	0	100000	100000
	126	Improving the entrance of Ayy District / Karak	0	0	0	300000	450000	450000
	127	Implementing Al-Sahaba tunnel on the road of Queen Alia International Airport	0	0	0	600000	100000	0
	128	Alamqh Al-Husainya Road	0	0	0	300000	450000	450000
	129	Sarfa- Jordan Valley Road	0	0	0	0	100000	400000
		Total of Program	75494610	59340000	56025000	52352267	59485000	57185000
3905	001	Buildings Program Administration Project	249831	990000	990000	1415000	2245000	2245000
	002	Furnishings for the Prime Ministry building and the hospitality building and other works	325000	350000	350000	350000	350000	350000
	003	Completing the Works and Mechanics Directorate buildings	0	0	0	90000	100000	100000
	006	Sustaining the maintenance and modernization of borders centers.	3999995	4000000	3900000	3600000	4600000	5000000
	008	Urban Villages Project	499886	1000000	950000	720000	720000	720000
	009	Housing for poor families	499978	250000	250000	450000	450000	1000000
	010	Sustaining and maintaining Jordan Museum	100000	200000	200000	180000	200000	200000
	011	Maintaining various buildings and areas	0	200000	200000	450000	500000	800000
		Total of Program	5674690	6990000	6840000	7255000	9165000	10415000
		Total	93309677	80795000	76755000	73032267	90865000	95265000

# Overall Summary of Current Expenditures for the Years 2015 - 2019

Chapter: 2101 Ministry of Public Works and Housing

( In JDs )

Group	Item	Description	Actual 2015	Estimated 2016	Re-estimated 2016	Estimated 2017	Indicative 2018	Indicative 2019
21		Compensations of Employees						
2111		Salaries, Wages and Allowances						
	101	Classified Employees	1060171	1095000	1000000	927000	896000	890000
	102	Unclassified Employees	13011239	13771000	13315000	13390000	13530000	13709000
	103	Comprehensive Contract Employees	37581	45000	45000	48000	50000	52000
	105	Personal Cost of Living Allowance	10063269	10550000	10100000	10180000	10290000	10505000
	106	Family Cost of Living Allowance	1161514	1210000	1190000	1235000	1255000	1280000
	110	Overtime Allowance	659944	700000	700000	800000	800000	800000
	111	Additional Allowance	7180289	7380000	7200000	7270000	7390000	7575000
	113	Transportation Allowance	506011	510000	510000	560000	587000	600000
	114	Transport Allowance	759980	970000	970000	1110000	1200000	1240000
	115	Field Visit Allowance	342950	410000	410000	530000	635000	665000
	116	Employees' Bonuses	999986	1000000	1000000	1000000	1000000	1000000
	120	Contract Employees	0	600000	459000	580000	829000	955000
Total			35782934	38241000	36899000	37630000	38462000	39271000
2121		Social Security Contributions						
	301	Social Security	3239194	3250000	3250000	3900000	4000000	4100000
Total			3239194	3250000	3250000	3900000	4000000	4100000
22		Use of Goods and Services						
2211		Use of Goods and Services						
	201	Rents	146275	200000	170000	175000	175000	175000
	202	Telecommunications Services	139984	160000	160000	170000	182000	182000
	203	Water	0	35000	35000	36000	38000	39000
	204	Electricity	284978	250000	250000	256000	265000	265000
	205	Fuels	417354	300000	289000	310000	320000	324000
	206	Maintenance of Machines, furniture and accessories	70994	60000	51000	54000	55000	55000
	207	Maintenance of vehicles, equipment and accessories	34989	35000	23000	35000	35000	30000
	208	Repair and maintenance of buildings and accessories	26958	30000	22000	28000	29000	29000
	209	Office Supplies, publications and various stationery	84956	110000	95000	100000	108000	108000
	210	Substances and raw materials (medicines, clothes, food, films, etc..)	16739	18000	18000	19000	19000	19000
	211	Cleaning services and supplies including cleaning contracts	164484	253500	253500	260000	270000	270000
	212	Insurance	636776	680000	565000	585000	590000	590000
	213	Official Travel Missions	19984	20000	16000	10000	10000	10000
	214	Goods and services expenses	25495	48500	42500	44000	44000	44000
Total			2069966	2200000	1990000	2082000	2140000	2140000
28		Other Expenditures						
2821		Other Current Expenditures						
	303	Scientific scholarships and training courses	61970	35000	35000	25000	25000	25000
	305	Non-Employees' Bonuses	24353	25000	12000	23000	25000	25000
Total			86323	60000	47000	48000	50000	50000
Total of Chapter			41178417	43751000	42186000	43660000	44652000	45561000

**Current Expenditures According to Program and Activities for the Years 2015 - 2019**

Chapter : 2101 - Ministry of Public Works and Housing

(In JDs)

Program : 3701 - Administration and Support Services								
Activity : 601 - Administrative and Support Services								
Group	Item	Description	Actual 2015	Estimated 2016	Re-estimated 2016	Estimated 2017	Indicative 2018	Indicative 2019
21		<b>Compensations of Employees</b>						
2111		<b>Salaries, Wages and Allowances</b>						
	101	Classified Employees	376145	320000	320000	295000	280000	280000
	102	Unclassified Employees	8909366	9350000	9200000	9220000	9250000	9255000
	103	Comprehensive Contract Employees	37581	45000	45000	48000	50000	52000
	105	Personal Cost of Living Allowance	5877754	6300000	6300000	6330000	6360000	6390000
	106	Family Cost of Living Allowance	926122	950000	950000	975000	980000	990000
	110	Overtime Allowance	299995	315000	315000	360000	360000	360000
	111	Additional Allowance	3934192	4000000	4000000	4020000	4040000	4150000
	113	Transportation Allowance	199972	200000	200000	225000	245000	250000
	114	Transport Allowance	349997	400000	400000	450000	455000	460000
	115	Field Visit Allowance	149999	170000	170000	220000	260000	270000
	116	Employees' Bonuses	749996	750000	750000	750000	750000	750000
	120	Contract Employees	0	275000	250000	310000	450000	500000
		<b>Total</b>	<b>21811119</b>	<b>23075000</b>	<b>22900000</b>	<b>23203000</b>	<b>23480000</b>	<b>23707000</b>
2121		<b>Social Security Contributions</b>						
	301	Social Security	1992318	1500000	1500000	2000000	2050000	2090000
		<b>Total</b>	<b>1992318</b>	<b>1500000</b>	<b>1500000</b>	<b>2000000</b>	<b>2050000</b>	<b>2090000</b>
22		<b>Use of Goods and Services</b>						
2211		<b>Use of Goods and Services</b>						
	201	Rents	61279	75000	45000	75000	75000	75000
	202	Telecommunications Services	60326	50000	50000	55000	67000	67000
	203	Water	0	23000	23000	24000	25000	25000
	204	Electricity	99995	110000	110000	110000	115000	115000
	205	Fuels	105582	71000	67000	76000	82000	82000
		001 Heating	10000	6000	2000	3000	4000	4000
		002 Saloon vehicles	25589	25000	25000	30000	32000	32000
		003 Transport vehicles and heavy equipment	69993	40000	40000	43000	46000	46000
	206	Maintenance of Machines, furniture and accessories	16000	17000	17000	17000	17000	17000
	207	Maintenance of vehicles, equipment and accessories	14995	15000	10000	15000	15000	10000
	208	Repair and maintenance of buildings and accessories	4999	5000	5000	5000	5000	5000
	209	Office Supplies, publications and various stationery	29996	40000	35000	36000	40000	40000
	210	Substances and raw materials (medicines, clothes, food, films, etc..)	4999	6000	6000	6000	6000	6000
	211	Cleaning services and supplies including cleaning contracts	60000	90000	90000	95000	100000	100000
	212	Insurance	371776	400000	315000	325000	330000	330000
	213	Official Travel Missions	3993	4000	3000	2000	2000	2000
	214	Goods and services expenses	8497	13500	11500	12000	12000	12000
		<b>Total</b>	<b>842437</b>	<b>919500</b>	<b>787500</b>	<b>853000</b>	<b>891000</b>	<b>886000</b>
28		<b>Other Expenditures</b>						
2821		<b>Other Current Expenditures</b>						
	303	Scientific scholarships and training courses	15000	15000	15000	15000	15000	15000
	305	Non-Employees' Bonuses	19390	20000	7000	18000	20000	20000
		<b>Total</b>	<b>34390</b>	<b>35000</b>	<b>22000</b>	<b>33000</b>	<b>35000</b>	<b>35000</b>
		<b>Total of Activity</b>	<b>24680264</b>	<b>25529500</b>	<b>25209500</b>	<b>26089000</b>	<b>26456000</b>	<b>26718000</b>
		<b>Total of Program</b>	<b>24680264</b>	<b>25529500</b>	<b>25209500</b>	<b>26089000</b>	<b>26456000</b>	<b>26718000</b>



Program : 3710 - Roads Construction								
Activity : 601 - Setting up plans, studies and designs for roads construction								
Group	Item	Description	Actual 2015	Estimated 2016	Re-estimated 2016	Estimated 2017	Indicative 2018	Indicative 2019
21		<b>Compensations of Employees</b>						
2111		<b>Salaries, Wages and Allowances</b>						
	101	Classified Employees	87676	90000	80000	82000	86000	90000
	102	Unclassified Employees	2251987	2401000	2200000	2230000	2280000	2350000
	105	Personal Cost of Living Allowance	2129983	2200000	2000000	2020000	2050000	2135000
	106	Family Cost of Living Allowance	99224	100000	100000	115000	125000	130000
	110	Overtime Allowance	199989	210000	210000	240000	240000	240000
	111	Additional Allowance	717918	780000	750000	770000	800000	825000
	113	Transportation Allowance	126092	130000	130000	150000	155000	160000
	114	Transport Allowance	239998	270000	270000	340000	385000	410000
	115	Field Visit Allowance	99997	120000	120000	140000	165000	175000
	120	Contract Employees	0	75000	75000	100000	159000	175000
		<b>Total</b>	<b>5952864</b>	<b>6376000</b>	<b>5935000</b>	<b>6187000</b>	<b>6445000</b>	<b>6690000</b>
2121		<b>Social Security Contributions</b>						
	301	Social Security	699999	1000000	1000000	1030000	1050000	1080000
		<b>Total</b>	<b>699999</b>	<b>1000000</b>	<b>1000000</b>	<b>1030000</b>	<b>1050000</b>	<b>1080000</b>
22		<b>Use of Goods and Services</b>						
2211		<b>Use of Goods and Services</b>						
	202	Telecommunications Services	49965	60000	60000	60000	60000	60000
	203	Water	0	6000	6000	6000	7000	8000
	204	Electricity	74992	90000	90000	93000	95000	95000
	205	Fuels	49901	46000	46000	50000	52000	53000
	001	Heating	10000	6000	6000	6000	6000	6000
	002	Saloon vehicles	9981	15000	15000	17000	18000	18000
	003	Transport vehicles and heavy equipment	29920	25000	25000	27000	28000	29000
	206	Maintenance of Machines, furniture and accessories	4999	6000	6000	6000	6000	6000
	207	Maintenance of vehicles, equipment and accessories	4999	5000	3000	5000	5000	5000
	208	Repair and maintenance of buildings and accessories	2000	5000	2000	4000	4000	4000
	209	Office Supplies, publications and various stationery	14993	20000	15000	18000	18000	18000
	210	Substances and raw materials (medicines, clothes, food, films, etc..)	1996	2000	2000	3000	3000	3000
	211	Cleaning services and supplies including cleaning contracts	69498	88500	88500	90000	95000	95000
	212	Insurance	265000	265000	235000	245000	245000	245000
	213	Official Travel Missions	9999	10000	10000	5000	5000	5000
	214	Goods and services expenses	2000	7000	6000	7000	7000	7000
		<b>Total</b>	<b>550342</b>	<b>610500</b>	<b>569500</b>	<b>592000</b>	<b>602000</b>	<b>604000</b>
		<b>Total of Activity</b>	<b>7203205</b>	<b>7986500</b>	<b>7504500</b>	<b>7809000</b>	<b>8097000</b>	<b>8374000</b>
		<b>Total of Program</b>	<b>7203205</b>	<b>7986500</b>	<b>7504500</b>	<b>7809000</b>	<b>8097000</b>	<b>8374000</b>

**Current Expenditures According to Program and Activities for the Years 2015 - 2019**

Chapter : 2101 - Ministry of Public Works and Housing

(In JDs)

Program : 3905 - Buildings								
Activity : 601 - Administrative and Support Services								
Group	Item	Description	Actual 2015	Estimated 2016	Re-estimated 2016	Estimated 2017	Indicative 2018	Indicative 2019
21		<b>Compensations of Employees</b>						
2111		<b>Salaries, Wages and Allowances</b>						
	101	Classified Employees	596350	685000	600000	550000	530000	520000
	102	Unclassified Employees	1849886	2020000	1915000	1940000	2000000	2104000
	105	Personal Cost of Living Allowance	2055532	2050000	1800000	1830000	1880000	1980000
	106	Family Cost of Living Allowance	136168	160000	140000	145000	150000	160000
	110	Overtime Allowance	159960	175000	175000	200000	200000	200000
	111	Additional Allowance	2528179	2600000	2450000	2480000	2550000	2600000
	113	Transportation Allowance	179947	180000	180000	185000	187000	190000
	114	Transport Allowance	169985	300000	300000	320000	360000	370000
	115	Field Visit Allowance	92954	120000	120000	170000	210000	220000
	116	Employees' Bonuses	249990	250000	250000	250000	250000	250000
	120	Contract Employees	0	250000	134000	170000	220000	280000
		<b>Total</b>	<b>8018951</b>	<b>8790000</b>	<b>8064000</b>	<b>8240000</b>	<b>8537000</b>	<b>8874000</b>
2121		<b>Social Security Contributions</b>						
	301	Social Security	546877	750000	750000	870000	900000	930000
		<b>Total</b>	<b>546877</b>	<b>750000</b>	<b>750000</b>	<b>870000</b>	<b>900000</b>	<b>930000</b>
22		<b>Use of Goods and Services</b>						
2211		<b>Use of Goods and Services</b>						
	201	Rents	84996	125000	125000	100000	100000	100000
	202	Telecommunications Services	29693	50000	50000	55000	55000	55000
	203	Water	0	6000	6000	6000	6000	6000
	204	Electricity	109991	50000	50000	53000	55000	55000
	205	Fuels	261871	183000	176000	184000	186000	189000
		001 Heating	310	5000	0	4000	4000	4000
		002 Saloon vehicles	96671	68000	66000	68000	69000	71000
		003 Transport vehicles and heavy equipment	164890	110000	110000	112000	113000	114000
	206	Maintenance of Machines, furniture and accessories	49995	37000	28000	31000	32000	32000
	207	Maintenance of vehicles, equipment and accessories	14995	15000	10000	15000	15000	15000
	208	Repair and maintenance of buildings and accessories	19959	20000	15000	19000	20000	20000
	209	Office Supplies, publications and various stationery	39967	50000	45000	46000	50000	50000
	210	Substances and raw materials (medicines, clothes, food, films, etc..)	9744	10000	10000	10000	10000	10000
	211	Cleaning services and supplies including cleaning contracts	34986	75000	75000	75000	75000	75000
	212	Insurance	0	15000	15000	15000	15000	15000
	213	Official Travel Missions	5992	6000	3000	3000	3000	3000
	214	Goods and services expenses	14998	28000	25000	25000	25000	25000
		<b>Total</b>	<b>677187</b>	<b>670000</b>	<b>633000</b>	<b>637000</b>	<b>647000</b>	<b>650000</b>
28		<b>Other Expenditures</b>						
2821		<b>Other Current Expenditures</b>						
	303	Scientific scholarships and training courses	46970	20000	20000	10000	10000	10000
	305	Non-Employees' Bonuses	4963	5000	5000	5000	5000	5000
		<b>Total</b>	<b>51933</b>	<b>25000</b>	<b>25000</b>	<b>15000</b>	<b>15000</b>	<b>15000</b>
		<b>Total of Activity</b>	<b>9294948</b>	<b>10235000</b>	<b>9472000</b>	<b>9762000</b>	<b>10099000</b>	<b>10469000</b>
		<b>Total of Program</b>	<b>9294948</b>	<b>10235000</b>	<b>9472000</b>	<b>9762000</b>	<b>10099000</b>	<b>10469000</b>
		<b>Total of Chapter</b>	<b>41178417</b>	<b>43751000</b>	<b>42186000</b>	<b>43660000</b>	<b>44652000</b>	<b>45561000</b>

# Overall Summary of Capital Expenditures for the Years 2015 - 2019

Chapter : 2101 Ministry of Public Works and Housing

( In JDs )

Group	Item	Description	Actual 2015	Estimated 2016	Re-estimated 2016	Estimated 2017	Indicative 2018	Indicative 2019
		Expenditures						
21		Compensations of Employees						
2111		Salaries, Wages and Allowances						
	501	Salaries	506344	25000	25000	50000	50000	50000
	502	Wages	1268450	2005000	2005000	2005000	2005000	2005000
<b>Total</b>			<b>1774794</b>	<b>2030000</b>	<b>2030000</b>	<b>2055000</b>	<b>2055000</b>	<b>2055000</b>
2121		Social Security Contributions						
	517	Social Security	34136	35000	35000	0	0	0
<b>Total</b>			<b>34136</b>	<b>35000</b>	<b>35000</b>	<b>0</b>	<b>0</b>	<b>0</b>
22		Use of Goods and Services						
2211		Use of Goods and Services						
	510	Buildings and facilities repair and maintenance	7524987	11025000	10525000	9535000	18325000	23775000
	512	Operating and Sustaining Expenditures	3444476	4005000	3815000	4515000	4575000	4575000
<b>Total</b>			<b>10969463</b>	<b>15030000</b>	<b>14340000</b>	<b>14050000</b>	<b>22900000</b>	<b>28350000</b>
25		Subsidies						
2511		Subsidies to Public Corporations						
	520	Subsidies to non-financial public corporations/ capital	0	250000	250000	250000	1250000	1750000
<b>Total</b>			<b>0</b>	<b>250000</b>	<b>250000</b>	<b>250000</b>	<b>1250000</b>	<b>1750000</b>
26		Support/ Grants						
2632		Support to General Government Units/ Capital						
	509	Subsidy to general government units/capital	249941	0	0	0	0	0
<b>Total</b>			<b>249941</b>	<b>0</b>	<b>0</b>	<b>0</b>	<b>0</b>	<b>0</b>
28		Other Expenditures						
2822		Other Capital Expenditures						
	504	Studies, Research and Consultations	1099962	955000	955000	1425000	1575000	1575000
<b>Total</b>			<b>1099962</b>	<b>955000</b>	<b>955000</b>	<b>1425000</b>	<b>1575000</b>	<b>1575000</b>
		Fixed Assets						
31		Non-financial Assets						
3111		Buildings and Constructions						
	508	Works and Constructions	77863580	60850000	57500000	53492267	60705000	59155000
<b>Total</b>			<b>77863580</b>	<b>60850000</b>	<b>57500000</b>	<b>53492267</b>	<b>60705000</b>	<b>59155000</b>
3112		Devices, Machinery and Equipment						
	505	Equipment, Machines and Devices	694737	750000	750000	835000	1030000	1030000
	506	Vehicles and Equipment	0	100000	100000	100000	100000	100000
<b>Total</b>			<b>694737</b>	<b>850000</b>	<b>850000</b>	<b>935000</b>	<b>1130000</b>	<b>1130000</b>
3122		Inventories						
	503	Materials and supplies	599982	635000	635000	825000	1250000	1250000
<b>Total</b>			<b>599982</b>	<b>635000</b>	<b>635000</b>	<b>825000</b>	<b>1250000</b>	<b>1250000</b>
3141		Lands						
	507	Lands	23082	160000	160000	0	0	0
<b>Total</b>			<b>23082</b>	<b>160000</b>	<b>160000</b>	<b>0</b>	<b>0</b>	<b>0</b>
<b>Total of Chapter</b>			<b>93309677</b>	<b>80795000</b>	<b>76755000</b>	<b>73032267</b>	<b>90865000</b>	<b>95265000</b>

# Capital Expenditures According to Program and Projects for the Years 2015 - 2019

Chapter : 2101 Ministry of Public Works and Housing

( In JDs )

Program 3701 Administration and Support Services								
Project		001 Administration Project						
Fund Source		102001 Capital (Treasury)						
Group	item	Description	Actual 2015	Estimated 2016	Re-estimated 2016	Estimated 2017	Indicative 2018	Indicative 2019
21		Compensations of Employees						
2111		Salaries, Wages and Allowances						
	501	Salaries						
	001	Salaries	13899	0	0	0	0	0
	002	Field Allowance	249997	0	0	0	0	0
	003	Travel allowance	242448	0	0	0	0	0
		Total of Item	506344	0	0	0	0	0
2121		Social Security Contributions						
	517	Social Security						
	001	Social Security	14136	0	0	0	0	0
		Total of Item	14136	0	0	0	0	0
22		Use of Goods and Services						
2211		Use of Goods and Services						
	512	Operating and Sustaining Expenditures						
	003	Water	19999	0	0	0	0	0
	004	Electricity	49970	0	0	0	0	0
	005	Fuels	526914	0	0	0	0	0
	008	Qualifying and training expenses	499645	0	0	0	0	0
		Total of Item	1096528	0	0	0	0	0
28		Other Expenditures						
2822		Other Capital Expenditures						
	504	Studies, Research and Consultations						
	999	n.e.c	749994	0	0	0	0	0
		Total of Item	749994	0	0	0	0	0
31		Non-financial Assets						
3112		Devices, Machinery and Equipment						
	505	Equipment, Machines and Devices						
	001	Computers and accessories	50000	0	0	0	0	0
		Total of Item	50000	0	0	0	0	0
3122		Inventories						
	503	Materials and supplies						
	001	Computer supplies and accessories	149985	0	0	0	0	0
		Total of Item	149985	0	0	0	0	0
		Total of Project / Treasury	2566987	0	0	0	0	0
Project		002 Supporting the National Building Council projects						
Fund Source		102001 Capital (Treasury)						
Group	item	Description	Actual 2015	Estimated 2016	Re-estimated 2016	Estimated 2017	Indicative 2018	Indicative 2019
25		Subsidies						
2511		Subsidies to Public Corporations						
	520	Subsidies to non-financial public corporations/ capital						
	016	National building Council	0	250000	250000	250000	250000	250000
		Total of Item	0	250000	250000	250000	250000	250000
26		Support/ Grants						
2632		Support to General Government Units/ Capital						
	509	Subsidy to general government units/capital						
	067	National Building Council	249941	0	0	0	0	0
		Total of Item	249941	0	0	0	0	0
		Total of Project / Treasury	249941	250000	250000	250000	250000	250000

# Capital Expenditures According to Program and Projects for the Years 2015 - 2019

Chapter : 2101 Ministry of Public Works and Housing

( In JDs )

Program 3701 Administration and Support Services								
Project		004 Establishing the information system for all government buildings						
Fund Source		102001 Capital (Treasury)						
Group	item	Description	Actual 2015	Estimated 2016	Re-estimated 2016	Estimated 2017	Indicative 2018	Indicative 2019
28		Other Expenditures						
2822		Other Capital Expenditures						
	504	Studies, Research and Consultations						
	036	Various studies	0	25000	25000	0	0	0
		Total of Item	0	25000	25000	0	0	0
31		Non-financial Assets						
3112		Devices, Machinery and Equipment						
	505	Equipment, Machines and Devices						
	001	Computers and accessories	20000	0	0	0	0	0
		Total of Item	20000	0	0	0	0	0
		Total of Project / Treasury	20000	25000	25000	0	0	0
Project		005 Application of government buildings administration and sustainability system						
Fund Source		102001 Capital (Treasury)						
Group	item	Description	Actual 2015	Estimated 2016	Re-estimated 2016	Estimated 2017	Indicative 2018	Indicative 2019
22		Use of Goods and Services						
2211		Use of Goods and Services						
	512	Operating and Sustaining Expenditures						
	013	Services contracts	0	55000	55000	0	0	0
		Total of Item	0	55000	55000	0	0	0
31		Non-financial Assets						
3111		Buildings and Constructions						
	508	Works and Constructions						
	001	Establishing main roads	49991	0	0	0	0	0
		Total of Item	49991	0	0	0	0	0
		Total of Project / Treasury	49991	55000	55000	0	0	0
		Total of Program	2886919	330000	330000	250000	250000	250000

# Capital Expenditures According to Program and Projects for the Years 2015 - 2019

Chapter : 2101 Ministry of Public Works and Housing

( In JDs )

Program 3705 Roads Maintenance								
Project		001 Roads Maintenance Program Administration Project						
Fund Source		102001 Capital (Treasury)						
Group	item	Description	Actual 2015	Estimated 2016	Re-estimated 2016	Estimated 2017	Indicative 2018	Indicative 2019
21		Compensations of Employees						
2111		Salaries, Wages and Allowances						
	501	Salaries						
	001	Salaries	0	25000	25000	50000	50000	50000
		Total of Item	0	25000	25000	50000	50000	50000
	502	Wages						
	001	Wages	268485	310000	310000	835000	835000	835000
	002	Field Allowance	199997	350000	350000	0	0	0
	003	Travel allowance	99994	175000	175000	0	0	0
		Total of Item	568476	835000	835000	835000	835000	835000
2121		Social Security Contributions						
	517	Social Security						
	001	Social Security	20000	35000	35000	0	0	0
		Total of Item	20000	35000	35000	0	0	0
22		Use of Goods and Services						
2211		Use of Goods and Services						
	510	Buildings and facilities repair and maintenance						
	008	Miscellaneous buildings and facilities maintenance	0	0	0	25000	25000	25000
		Total of Item	0	0	0	25000	25000	25000
	512	Operating and Sustaining Expenditures						
	003	Water	20000	30000	30000	30000	30000	30000
	004	Electricity	219999	260000	260000	300000	300000	300000
	005	Fuels	799996	875000	800000	800000	800000	800000
	008	Qualifying and training expenses	0	500000	500000	800000	800000	800000
		Total of Item	1039995	1665000	1590000	1930000	1930000	1930000
28		Other Expenditures						
2822		Other Capital Expenditures						
	504	Studies, Research and Consultations						
	036	Various studies	0	0	0	700000	700000	700000
	999	n.e.c	0	450000	450000	0	0	0
		Total of Item	0	450000	450000	700000	700000	700000
31		Non-financial Assets						
3112		Devices, Machinery and Equipment						
	505	Equipment, Machines and Devices						
	055	Technical devices	0	0	0	125000	125000	125000
	999	n.e.c	100000	100000	100000	0	0	0
		Total of Item	100000	100000	100000	125000	125000	125000
		Total of Project / Treasury	1728471	3110000	3035000	3665000	3665000	3665000
Project		002 Maintenance of Main and traffic-through roads and bridges - In Northern Region						
Fund Source		102001 Capital (Treasury)						
Group	item	Description	Actual 2015	Estimated 2016	Re-estimated 2016	Estimated 2017	Indicative 2018	Indicative 2019
22		Use of Goods and Services						
2211		Use of Goods and Services						
	510	Buildings and facilities repair and maintenance						
	001	Main roads maintenance	2300000	3000000	2900000	2350000	4250000	5250000
		Total of Item	2300000	3000000	2900000	2350000	4250000	5250000
		Total of Project / Treasury	2300000	3000000	2900000	2350000	4250000	5250000

# Capital Expenditures According to Program and Projects for the Years 2015 - 2019

Chapter : 2101 Ministry of Public Works and Housing

( In JDs )

Program 3705 Roads Maintenance								
Project		003 Maintenance of main and traffic-through roads and bridges - in Central Region						
Fund Source		102001 Capital (Treasury)						
Group	item	Description	Actual 2015	Estimated 2016	Re-estimated 2016	Estimated 2017	Indicative 2018	Indicative 2019
22		Use of Goods and Services						
2211		Use of Goods and Services						
	510	Buildings and facilities repair and maintenance						
	001	Main roads maintenance	2300000	3000000	2900000	1960000	3750000	4750000
Total of Item			2300000	3000000	2900000	1960000	3750000	4750000
Total of Project / Treasury			2300000	3000000	2900000	1960000	3750000	4750000
Project		004 Maintenance of main and traffic-through roads and bridges -in Southern Region						
Fund Source		102001 Capital (Treasury)						
Group	item	Description	Actual 2015	Estimated 2016	Re-estimated 2016	Estimated 2017	Indicative 2018	Indicative 2019
22		Use of Goods and Services						
2211		Use of Goods and Services						
	510	Buildings and facilities repair and maintenance						
	001	Main roads maintenance	2299997	3000000	2900000	2000000	3800000	5000000
Total of Item			2299997	3000000	2900000	2000000	3800000	5000000
Total of Project / Treasury			2299997	3000000	2900000	2000000	3800000	5000000
Project		005 Secondary and rural roads maintenance project						
Fund Source		102001 Capital (Treasury)						
Group	item	Description	Actual 2015	Estimated 2016	Re-estimated 2016	Estimated 2017	Indicative 2018	Indicative 2019
22		Use of Goods and Services						
2211		Use of Goods and Services						
	510	Buildings and facilities repair and maintenance						
	002	Rural and secondary roads maintenance	299998	1000000	900000	1600000	3250000	4500000
Total of Item			299998	1000000	900000	1600000	3250000	4500000
Total of Project / Treasury			299998	1000000	900000	1600000	3250000	4500000
Project		006 Agricultural Roads Maintenance Project						
Fund Source		102001 Capital (Treasury)						
Group	item	Description	Actual 2015	Estimated 2016	Re-estimated 2016	Estimated 2017	Indicative 2018	Indicative 2019
22		Use of Goods and Services						
2211		Use of Goods and Services						
	510	Buildings and facilities repair and maintenance						
	003	Agricultural roads maintenance	299996	1000000	900000	1600000	3250000	4250000
Total of Item			299996	1000000	900000	1600000	3250000	4250000
Total of Project / Treasury			299996	1000000	900000	1600000	3250000	4250000
Project		007 Establishing model maintenance stations						
Fund Source		102001 Capital (Treasury)						
Group	item	Description	Actual 2015	Estimated 2016	Re-estimated 2016	Estimated 2017	Indicative 2018	Indicative 2019
22		Use of Goods and Services						
2211		Use of Goods and Services						
	510	Buildings and facilities repair and maintenance						
	999	n.e.c	24996	25000	25000	0	0	0
Total of Item			24996	25000	25000	0	0	0
Total of Project / Treasury			24996	25000	25000	0	0	0
Total of Program			9253458	14135000	13560000	13175000	21965000	27415000

# Capital Expenditures According to Program and Projects for the Years 2015 - 2019

Chapter : 2101 Ministry of Public Works and Housing

( In JDs )

Program 3710 Roads Construction								
Project		001 Roads Construction Program Administration Project						
Fund Source		102001 Capital (Treasury)						
Group	item	Description	Actual 2015	Estimated 2016	Re-estimated 2016	Estimated 2017	Indicative 2018	Indicative 2019
21		Compensations of Employees						
2111		Salaries, Wages and Allowances						
	502	Wages						
	001	Wages	0	0	0	820000	820000	820000
	002	Field Allowance	449998	600000	600000	0	0	0
	003	Travel allowance	149985	220000	220000	0	0	0
		Total of Item	599983	820000	820000	820000	820000	820000
22		Use of Goods and Services						
2211		Use of Goods and Services						
	512	Operating and Sustaining Expenditures						
	003	Water	22986	30000	30000	30000	30000	30000
	004	Electricity	159985	180000	180000	200000	200000	200000
	005	Fuels	599983	700000	700000	700000	700000	700000
	065	Various activities	0	500000	500000	600000	600000	600000
	118	Payment of claims	0	700000	585000	700000	700000	700000
	999	n.e.c	499999	0	0	0	0	0
		Total of Item	1282953	2110000	1995000	2230000	2230000	2230000
28		Other Expenditures						
2822		Other Capital Expenditures						
	504	Studies, Research and Consultations						
	001	Roads studies	299999	400000	400000	400000	400000	400000
		Total of Item	299999	400000	400000	400000	400000	400000
31		Non-financial Assets						
3111		Buildings and Constructions						
	508	Works and Constructions						
	999	n.e.c	500000	0	0	0	0	0
		Total of Item	500000	0	0	0	0	0
3112		Devices, Machinery and Equipment						
	505	Equipment, Machines and Devices						
	055	Technical devices	0	0	0	550000	550000	550000
	999	n.e.c	499864	500000	500000	0	0	0
		Total of Item	499864	500000	500000	550000	550000	550000
	506	Vehicles and Equipment						
	014	Heavy equipment	0	100000	100000	100000	100000	100000
		Total of Item	0	100000	100000	100000	100000	100000
3122		Inventories						
	503	Materials and supplies						
	019	Spare parts supplies	0	400000	400000	600000	600000	600000
	999	n.e.c	399999	0	0	0	0	0
		Total of Item	399999	400000	400000	600000	600000	600000
3141		Lands						
	507	Lands						
	001	Lands expropriation and purchase	23082	160000	160000	0	0	0
		Total of Item	23082	160000	160000	0	0	0
		Total of Project / Treasury	3605880	4490000	4375000	4700000	4700000	4700000



# Capital Expenditures According to Program and Projects for the Years 2015 - 2019

Chapter : 2101 Ministry of Public Works and Housing

( In JDs )

Program 3710 Roads Construction								
Project		002 Traffic Safety on Roads						
Fund Source		102001 Capital (Treasury)						
Group	item	Description	Actual 2015	Estimated 2016	Re-estimated 2016	Estimated 2017	Indicative 2018	Indicative 2019
31		Non-financial Assets						
3111		Buildings and Constructions						
	508	Works and Constructions						
	040	Various constructions	0	0	0	2800000	2775000	2800000
	999	n.e.c	2499999	3000000	2850000	0	0	0
Total of Item			2499999	3000000	2850000	2800000	2775000	2800000
Total of Project / Treasury			2499999	3000000	2850000	2800000	2775000	2800000
Project		003 Establishing and improving rural and secondary roads						
Fund Source		102001 Capital (Treasury)						
Group	item	Description	Actual 2015	Estimated 2016	Re-estimated 2016	Estimated 2017	Indicative 2018	Indicative 2019
31		Non-financial Assets						
3111		Buildings and Constructions						
	508	Works and Constructions						
	002	Rural and secondary roads construction	8999999	7307400	7057400	2676000	5700000	5700000
Total of Item			8999999	7307400	7057400	2676000	5700000	5700000
Total of Project / Treasury			8999999	7307400	7057400	2676000	5700000	5700000
Project		004 Agricultural Roads						
Fund Source		102001 Capital (Treasury)						
Group	item	Description	Actual 2015	Estimated 2016	Re-estimated 2016	Estimated 2017	Indicative 2018	Indicative 2019
31		Non-financial Assets						
3111		Buildings and Constructions						
	508	Works and Constructions						
	003	Agricultural roads construction	8000000	5000000	4750000	2676267	5700000	5700000
Total of Item			8000000	5000000	4750000	2676267	5700000	5700000
Total of Project / Treasury			8000000	5000000	4750000	2676267	5700000	5700000
Project		006 Establishing and Enhancing the Outlet Roads						
Fund Source		102001 Capital (Treasury)						
Group	item	Description	Actual 2015	Estimated 2016	Re-estimated 2016	Estimated 2017	Indicative 2018	Indicative 2019
31		Non-financial Assets						
3111		Buildings and Constructions						
	508	Works and Constructions						
	001	Establishing main roads	999993	2000000	1850000	1300000	1800000	1800000
Total of Item			999993	2000000	1850000	1300000	1800000	1800000
Total of Project / Treasury			999993	2000000	1850000	1300000	1800000	1800000
Project		011 Establishing Mafrq- Safawi Road						
Fund Source		102001 Capital (Treasury)						
Group	item	Description	Actual 2015	Estimated 2016	Re-estimated 2016	Estimated 2017	Indicative 2018	Indicative 2019
31		Non-financial Assets						
3111		Buildings and Constructions						
	508	Works and Constructions						
	001	Establishing main roads	0	200000	0	125000	180000	180000
Total of Item			0	200000	0	125000	180000	180000
Total of Project / Treasury			0	200000	0	125000	180000	180000

# Capital Expenditures According to Program and Projects for the Years 2015 - 2019

Chapter : 2101 Ministry of Public Works and Housing

( In JDs )

Program 3710 Roads Construction								
Project		014 Completing Al- Karak/ Al-Qatraneh Road including Al- Karak entrance						
Fund Source		102001 Capital (Treasury)						
Group	item	Description	Actual 2015	Estimated 2016	Re-estimated 2016	Estimated 2017	Indicative 2018	Indicative 2019
31		Non-financial Assets						
3111		Buildings and Constructions						
	508	Works and Constructions						
	001	Establishing main roads	700000	700000	700000	900000	0	0
Total of Item			700000	700000	700000	900000	0	0
Total of Project / Treasury			700000	700000	700000	900000	0	0
Project		015 Completing Salt Ring Road/ Second Part						
Fund Source		102001 Capital (Treasury)						
Group	item	Description	Actual 2015	Estimated 2016	Re-estimated 2016	Estimated 2017	Indicative 2018	Indicative 2019
31		Non-financial Assets						
3111		Buildings and Constructions						
	508	Works and Constructions						
	001	Establishing main roads	6000000	5000000	5000000	4630000	4630000	2000000
Total of Item			6000000	5000000	5000000	4630000	4630000	2000000
Total of Project / Treasury			6000000	5000000	5000000	4630000	4630000	2000000
Project		022 Competing Al-Jwaideh / Al- Mwaqqar Road						
Fund Source		102001 Capital (Treasury)						
Group	item	Description	Actual 2015	Estimated 2016	Re-estimated 2016	Estimated 2017	Indicative 2018	Indicative 2019
31		Non-financial Assets						
3111		Buildings and Constructions						
	508	Works and Constructions						
	001	Establishing main roads	0	0	0	0	500000	500000
Total of Item			0	0	0	0	500000	500000
Total of Project / Treasury			0	0	0	0	500000	500000
Project		023 Improving intersections on Amman - Zarqa Highway						
Fund Source		102001 Capital (Treasury)						
Group	item	Description	Actual 2015	Estimated 2016	Re-estimated 2016	Estimated 2017	Indicative 2018	Indicative 2019
31		Non-financial Assets						
3111		Buildings and Constructions						
	508	Works and Constructions						
	001	Establishing main roads	500000	200000	200000	450000	0	0
Total of Item			500000	200000	200000	450000	0	0
Total of Project / Treasury			500000	200000	200000	450000	0	0
Project		026 Implementing Zarqa- Berain Road						
Fund Source		102001 Capital (Treasury)						
Group	item	Description	Actual 2015	Estimated 2016	Re-estimated 2016	Estimated 2017	Indicative 2018	Indicative 2019
31		Non-financial Assets						
3111		Buildings and Constructions						
	508	Works and Constructions						
	001	Establishing main roads	2500000	2500000	2500000	1900000	1500000	1500000
Total of Item			2500000	2500000	2500000	1900000	1500000	1500000
Total of Project / Treasury			2500000	2500000	2500000	1900000	1500000	1500000

# Capital Expenditures According to Program and Projects for the Years 2015 - 2019

Chapter : 2101 Ministry of Public Works and Housing

( In JDs )

Program 3710 Roads Construction								
Project		035 Completing Queen Alia International Airport road /second stage						
Fund Source		102001 Capital (Treasury)						
Group	item	Description	Actual 2015	Estimated 2016	Re-estimated 2016	Estimated 2017	Indicative 2018	Indicative 2019
31		Non-financial Assets						
3111		Buildings and Constructions						
	508	Works and Constructions						
	001	Establishing main roads	700000	200000	200000	360000	0	0
		Total of Item	700000	200000	200000	360000	0	0
		Total of Project / Treasury	700000	200000	200000	360000	0	0
Project		037 Kathraba- Jordan Valley Road						
Fund Source		102001 Capital (Treasury)						
Group	item	Description	Actual 2015	Estimated 2016	Re-estimated 2016	Estimated 2017	Indicative 2018	Indicative 2019
31		Non-financial Assets						
3111		Buildings and Constructions						
	508	Works and Constructions						
	001	Establishing main roads	0	2000000	2000000	2700000	2700000	2700000
	002	Rural and secondary roads construction	1999997	0	0	0	0	0
		Total of Item	1999997	2000000	2000000	2700000	2700000	2700000
		Total of Project / Treasury	1999997	2000000	2000000	2700000	2700000	2700000
Project		038 Lighting the main and open ended roads						
Fund Source		102001 Capital (Treasury)						
Group	item	Description	Actual 2015	Estimated 2016	Re-estimated 2016	Estimated 2017	Indicative 2018	Indicative 2019
31		Non-financial Assets						
3111		Buildings and Constructions						
	508	Works and Constructions						
	001	Establishing main roads	1499997	2900000	2900000	3200000	3200000	3200000
		Total of Item	1499997	2900000	2900000	3200000	3200000	3200000
		Total of Project / Treasury	1499997	2900000	2900000	3200000	3200000	3200000
Project		040 Irbid Ring Road						
Fund Source		102001 Capital (Treasury)						
Group	item	Description	Actual 2015	Estimated 2016	Re-estimated 2016	Estimated 2017	Indicative 2018	Indicative 2019
31		Non-financial Assets						
3111		Buildings and Constructions						
	508	Works and Constructions						
	001	Establishing main roads	6600000	5000000	5000000	4630000	4630000	4630000
		Total of Item	6600000	5000000	5000000	4630000	4630000	4630000
		Total of Project / Treasury	6600000	5000000	5000000	4630000	4630000	4630000
Project		046 Implementing a bridge at Al-Fayha - Zarqa intersection						
Fund Source		102001 Capital (Treasury)						
Group	item	Description	Actual 2015	Estimated 2016	Re-estimated 2016	Estimated 2017	Indicative 2018	Indicative 2019
31		Non-financial Assets						
3111		Buildings and Constructions						
	508	Works and Constructions						
	001	Establishing main roads	0	0	0	0	100000	1000000
		Total of Item	0	0	0	0	100000	1000000
		Total of Project / Treasury	0	0	0	0	100000	1000000

# Capital Expenditures According to Program and Projects for the Years 2015 - 2019

Chapter : 2101 Ministry of Public Works and Housing

( In JDs )

Program 3710 Roads Construction								
Project		048 Madaba Ring Road						
Fund Source		102001 Capital (Treasury)						
Group	item	Description	Actual 2015	Estimated 2016	Re-estimated 2016	Estimated 2017	Indicative 2018	Indicative 2019
31		Non-financial Assets						
3111		Buildings and Constructions						
	508	Works and Constructions						
	001	Establishing main roads	399998	205600	205600	180000	180000	180000
Total of Item			399998	205600	205600	180000	180000	180000
Total of Project / Treasury			399998	205600	205600	180000	180000	180000
Project		053 Salt - Jordan Valley Road						
Fund Source		102001 Capital (Treasury)						
Group	item	Description	Actual 2015	Estimated 2016	Re-estimated 2016	Estimated 2017	Indicative 2018	Indicative 2019
31		Non-financial Assets						
3111		Buildings and Constructions						
	508	Works and Constructions						
	001	Establishing main roads	99995	300000	150000	180000	180000	180000
Total of Item			99995	300000	150000	180000	180000	180000
Total of Project / Treasury			99995	300000	150000	180000	180000	180000
Project		054 Rehabilitating Sahrawi (Desert) Road (Amman -Ras Al-Naqab)						
Fund Source		102001 Capital (Treasury)						
Group	item	Description	Actual 2015	Estimated 2016	Re-estimated 2016	Estimated 2017	Indicative 2018	Indicative 2019
31		Non-financial Assets						
3111		Buildings and Constructions						
	508	Works and Constructions						
	001	Establishing main roads	4999915	1000000	1000000	900000	0	0
Total of Item			4999915	1000000	1000000	900000	0	0
Total of Project / Treasury			4999915	1000000	1000000	900000	0	0
Project		055 Rehabilitating bridges and water installations						
Fund Source		102001 Capital (Treasury)						
Group	item	Description	Actual 2015	Estimated 2016	Re-estimated 2016	Estimated 2017	Indicative 2018	Indicative 2019
31		Non-financial Assets						
3111		Buildings and Constructions						
	508	Works and Constructions						
	001	Establishing main roads	199970	200000	200000	450000	450000	450000
Total of Item			199970	200000	200000	450000	450000	450000
Total of Project / Treasury			199970	200000	200000	450000	450000	450000
Project		056 Establishing Karama - 'Era Road						
Fund Source		102001 Capital (Treasury)						
Group	item	Description	Actual 2015	Estimated 2016	Re-estimated 2016	Estimated 2017	Indicative 2018	Indicative 2019
31		Non-financial Assets						
3111		Buildings and Constructions						
	508	Works and Constructions						
	001	Establishing main roads	149998	100000	50000	0	0	0
Total of Item			149998	100000	50000	0	0	0
Total of Project / Treasury			149998	100000	50000	0	0	0

# Capital Expenditures According to Program and Projects for the Years 2015 - 2019

Chapter : 2101 Ministry of Public Works and Housing

( In JDs )

Program 3710 Roads Construction								
Project		057 Establishing Madaba - Jalool - Airport Road						
Fund Source		102001 Capital (Treasury)						
Group	item	Description	Actual 2015	Estimated 2016	Re-estimated 2016	Estimated 2017	Indicative 2018	Indicative 2019
31		Non-financial Assets						
3111		Buildings and Constructions						
	508	Works and Constructions						
	001	Establishing main roads	499995	0	0	0	0	0
Total of Item			499995	0	0	0	0	0
Total of Project / Treasury			499995	0	0	0	0	0
Project		058 Re-establishing areas of slidings on Amman - Jerash Road						
Fund Source		102001 Capital (Treasury)						
Group	item	Description	Actual 2015	Estimated 2016	Re-estimated 2016	Estimated 2017	Indicative 2018	Indicative 2019
31		Non-financial Assets						
3111		Buildings and Constructions						
	508	Works and Constructions						
	001	Establishing main roads	200000	50000	50000	90000	90000	90000
Total of Item			200000	50000	50000	90000	90000	90000
Total of Project / Treasury			200000	50000	50000	90000	90000	90000
Project		062 Implementing Shoumar Bridge/ Zarqa						
Fund Source		102001 Capital (Treasury)						
Group	item	Description	Actual 2015	Estimated 2016	Re-estimated 2016	Estimated 2017	Indicative 2018	Indicative 2019
31		Non-financial Assets						
3111		Buildings and Constructions						
	508	Works and Constructions						
	001	Establishing main roads	3900000	2000000	2000000	1800000	1800000	1800000
Total of Item			3900000	2000000	2000000	1800000	1800000	1800000
Total of Project / Treasury			3900000	2000000	2000000	1800000	1800000	1800000
Project		063 Improving the Royal Road/ Karak and Tafleeh						
Fund Source		102001 Capital (Treasury)						
Group	item	Description	Actual 2015	Estimated 2016	Re-estimated 2016	Estimated 2017	Indicative 2018	Indicative 2019
31		Non-financial Assets						
3111		Buildings and Constructions						
	508	Works and Constructions						
	001	Establishing main roads	799662	400000	300000	450000	450000	450000
Total of Item			799662	400000	300000	450000	450000	450000
Total of Project / Treasury			799662	400000	300000	450000	450000	450000
Project		064 Road to Al-Durrah border center						
Fund Source		102001 Capital (Treasury)						
Group	item	Description	Actual 2015	Estimated 2016	Re-estimated 2016	Estimated 2017	Indicative 2018	Indicative 2019
31		Non-financial Assets						
3111		Buildings and Constructions						
	508	Works and Constructions						
	001	Establishing main roads	500000	0	0	0	0	0
Total of Item			500000	0	0	0	0	0
Total of Project / Treasury			500000	0	0	0	0	0

# Capital Expenditures According to Program and Projects for the Years 2015 - 2019

Chapter : 2101 Ministry of Public Works and Housing

( In JDs )

Program 3710 Roads Construction								
Project		067 Alternative road/ Ajloun- the Capital						
Fund Source		102001 Capital (Treasury)						
Group	item	Description	Actual 2015	Estimated 2016	Re-estimated 2016	Estimated 2017	Indicative 2018	Indicative 2019
31		Non-financial Assets						
3111		Buildings and Constructions						
	508	Works and Constructions						
	001	Establishing main roads	0	0	0	0	200000	200000
Total of Item			0	0	0	0	200000	200000
Total of Project / Treasury			0	0	0	0	200000	200000
Project		068 Supporting Greater Amman Municipality projects						
Fund Source		102001 Capital (Treasury)						
Group	item	Description	Actual 2015	Estimated 2016	Re-estimated 2016	Estimated 2017	Indicative 2018	Indicative 2019
25		Subsidies						
2511		Subsidies to Public Corporations						
	520	Subsidies to non-financial public corporations/ capital						
	017	Greater Amman Municipality	0	0	0	0	1000000	1500000
Total of Item			0	0	0	0	1000000	1500000
Total of Project / Treasury			0	0	0	0	1000000	1500000
Project		075 Al-Korah- Irbid Road						
Fund Source		102001 Capital (Treasury)						
Group	item	Description	Actual 2015	Estimated 2016	Re-estimated 2016	Estimated 2017	Indicative 2018	Indicative 2019
31		Non-financial Assets						
3111		Buildings and Constructions						
	508	Works and Constructions						
	001	Establishing main roads	900000	1000000	900000	1350000	1350000	1000000
Total of Item			900000	1000000	900000	1350000	1350000	1000000
Total of Project / Treasury			900000	1000000	900000	1350000	1350000	1000000
Project		076 Sama Al-Rosan -Sahm Road						
Fund Source		102001 Capital (Treasury)						
Group	item	Description	Actual 2015	Estimated 2016	Re-estimated 2016	Estimated 2017	Indicative 2018	Indicative 2019
31		Non-financial Assets						
3111		Buildings and Constructions						
	508	Works and Constructions						
	001	Establishing main roads	0	0	0	0	100000	100000
Total of Item			0	0	0	0	100000	100000
Total of Project / Treasury			0	0	0	0	100000	100000
Project		077 Dheban -Umm Al-Rasas Road						
Fund Source		102001 Capital (Treasury)						
Group	item	Description	Actual 2015	Estimated 2016	Re-estimated 2016	Estimated 2017	Indicative 2018	Indicative 2019
31		Non-financial Assets						
3111		Buildings and Constructions						
	508	Works and Constructions						
	001	Establishing main roads	0	0	0	0	100000	100000
Total of Item			0	0	0	0	100000	100000
Total of Project / Treasury			0	0	0	0	100000	100000

# Capital Expenditures According to Program and Projects for the Years 2015 - 2019

Chapter : 2101 Ministry of Public Works and Housing

( In JDs )

Program 3710 Roads Construction								
Project		078 Traffic intersections in the Center, North and South						
Fund Source		102001 Capital (Treasury)						
Group	item	Description	Actual 2015	Estimated 2016	Re-estimated 2016	Estimated 2017	Indicative 2018	Indicative 2019
31		Non-financial Assets						
3111		Buildings and Constructions						
	508	Works and Constructions						
	001	Establishing main roads	2399999	1500000	1500000	950000	1350000	1000000
Total of Item			2399999	1500000	1500000	950000	1350000	1000000
Total of Project / Treasury			2399999	1500000	1500000	950000	1350000	1000000
Project		079 Expanding Thaniyeh- Amqa intersection						
Fund Source		102001 Capital (Treasury)						
Group	item	Description	Actual 2015	Estimated 2016	Re-estimated 2016	Estimated 2017	Indicative 2018	Indicative 2019
31		Non-financial Assets						
3111		Buildings and Constructions						
	508	Works and Constructions						
	001	Establishing main roads	249996	0	0	0	0	0
Total of Item			249996	0	0	0	0	0
Total of Project / Treasury			249996	0	0	0	0	0
Project		080 Expanding and completing Fheis/ Baccalaureate Road						
Fund Source		102001 Capital (Treasury)						
Group	item	Description	Actual 2015	Estimated 2016	Re-estimated 2016	Estimated 2017	Indicative 2018	Indicative 2019
31		Non-financial Assets						
3111		Buildings and Constructions						
	508	Works and Constructions						
	001	Establishing main roads	999977	500000	500000	450000	250000	0
Total of Item			999977	500000	500000	450000	250000	0
Total of Project / Treasury			999977	500000	500000	450000	250000	0
Project		081 Establishing Wadi Al Shajarah tunnel and bridge /Salt						
Fund Source		102001 Capital (Treasury)						
Group	item	Description	Actual 2015	Estimated 2016	Re-estimated 2016	Estimated 2017	Indicative 2018	Indicative 2019
31		Non-financial Assets						
3111		Buildings and Constructions						
	508	Works and Constructions						
	001	Establishing main roads	4500000	2000000	2000000	450000	450000	0
Total of Item			4500000	2000000	2000000	450000	450000	0
Total of Project / Treasury			4500000	2000000	2000000	450000	450000	0
Project		082 Implementing the 2nd phase of Ein Janah/ Souf Road						
Fund Source		102001 Capital (Treasury)						
Group	item	Description	Actual 2015	Estimated 2016	Re-estimated 2016	Estimated 2017	Indicative 2018	Indicative 2019
31		Non-financial Assets						
3111		Buildings and Constructions						
	508	Works and Constructions						
	001	Establishing main roads	250000	0	0	180000	0	0
	002	Rural and secondary roads construction	0	450000	450000	0	0	0
Total of Item			250000	450000	450000	180000	0	0
Total of Project / Treasury			250000	450000	450000	180000	0	0

# Capital Expenditures According to Program and Projects for the Years 2015 - 2019

Chapter : 2101 Ministry of Public Works and Housing

( In JDs )

Program 3710 Roads Construction								
Project		083 Re-establishing Northern Shouneh / Al-Manshyah/ Waqas Road						
Fund Source		102001 Capital (Treasury)						
Group	item	Description	Actual 2015	Estimated 2016	Re-estimated 2016	Estimated 2017	Indicative 2018	Indicative 2019
31		Non-financial Assets						
3111		Buildings and Constructions						
	508	Works and Constructions						
	001	Establishing main roads	2399962	2000000	1200000	2250000	2250000	2250000
Total of Item			2399962	2000000	1200000	2250000	2250000	2250000
Total of Project / Treasury			2399962	2000000	1200000	2250000	2250000	2250000
Project		085 Al-Bishriyeh/ Azraq Road						
Fund Source		102001 Capital (Treasury)						
Group	item	Description	Actual 2015	Estimated 2016	Re-estimated 2016	Estimated 2017	Indicative 2018	Indicative 2019
31		Non-financial Assets						
3111		Buildings and Constructions						
	508	Works and Constructions						
	001	Establishing main roads	900000	1000000	900000	900000	900000	500000
Total of Item			900000	1000000	900000	900000	900000	500000
Total of Project / Treasury			900000	1000000	900000	900000	900000	500000
Project		086 Ring belt road/ the Capital						
Fund Source		102001 Capital (Treasury)						
Group	item	Description	Actual 2015	Estimated 2016	Re-estimated 2016	Estimated 2017	Indicative 2018	Indicative 2019
31		Non-financial Assets						
3111		Buildings and Constructions						
	508	Works and Constructions						
	001	Establishing main roads	0	0	0	0	100000	100000
Total of Item			0	0	0	0	100000	100000
Total of Project / Treasury			0	0	0	0	100000	100000
Project		089 Expanding Wadi Araba road to become at the level of secondary roads						
Fund Source		102001 Capital (Treasury)						
Group	item	Description	Actual 2015	Estimated 2016	Re-estimated 2016	Estimated 2017	Indicative 2018	Indicative 2019
31		Non-financial Assets						
3111		Buildings and Constructions						
	508	Works and Constructions						
	001	Establishing main roads	0	50000	0	0	100000	100000
Total of Item			0	50000	0	0	100000	100000
Total of Project / Treasury			0	50000	0	0	100000	100000
Project		090 Southern Shouneh road / Al-Kafrain intersection/ Al-Ramah intersection						
Fund Source		102001 Capital (Treasury)						
Group	item	Description	Actual 2015	Estimated 2016	Re-estimated 2016	Estimated 2017	Indicative 2018	Indicative 2019
31		Non-financial Assets						
3111		Buildings and Constructions						
	508	Works and Constructions						
	001	Establishing main roads	2000000	2000000	1800000	2250000	2250000	2250000
Total of Item			2000000	2000000	1800000	2250000	2250000	2250000
Total of Project / Treasury			2000000	2000000	1800000	2250000	2250000	2250000



# Capital Expenditures According to Program and Projects for the Years 2015 - 2019

Chapter : 2101 Ministry of Public Works and Housing

( In JDs )

Program 3710 Roads Construction								
Project		091 Al- Mashta palace road leading to Queen Alia International Airport/ air freight						
Fund Source		102001 Capital (Treasury)						
Group	item	Description	Actual 2015	Estimated 2016	Re-estimated 2016	Estimated 2017	Indicative 2018	Indicative 2019
31		Non-financial Assets						
3111		Buildings and Constructions						
	508	Works and Constructions						
	001	Establishing main roads	0	0	0	300000	450000	450000
Total of Item			0	0	0	300000	450000	450000
Total of Project / Treasury			0	0	0	300000	450000	450000
Project		093 Expanding and maintaining the Refinery Road/ Zarqa						
Fund Source		102001 Capital (Treasury)						
Group	item	Description	Actual 2015	Estimated 2016	Re-estimated 2016	Estimated 2017	Indicative 2018	Indicative 2019
31		Non-financial Assets						
3111		Buildings and Constructions						
	508	Works and Constructions						
	001	Establishing main roads	899530	1000000	900000	720000	720000	500000
Total of Item			899530	1000000	900000	720000	720000	500000
Total of Project / Treasury			899530	1000000	900000	720000	720000	500000
Project		094 Mafraq/ Khaledyeh/ Saaydeh Road						
Fund Source		102001 Capital (Treasury)						
Group	item	Description	Actual 2015	Estimated 2016	Re-estimated 2016	Estimated 2017	Indicative 2018	Indicative 2019
31		Non-financial Assets						
3111		Buildings and Constructions						
	508	Works and Constructions						
	001	Establishing main roads	0	50000	0	35000	50000	50000
Total of Item			0	50000	0	35000	50000	50000
Total of Project / Treasury			0	50000	0	35000	50000	50000
Project		095 Jerash /Burma Road						
Fund Source		102001 Capital (Treasury)						
Group	item	Description	Actual 2015	Estimated 2016	Re-estimated 2016	Estimated 2017	Indicative 2018	Indicative 2019
31		Non-financial Assets						
3111		Buildings and Constructions						
	508	Works and Constructions						
	001	Establishing main roads	0	0	0	0	100000	100000
Total of Item			0	0	0	0	100000	100000
Total of Project / Treasury			0	0	0	0	100000	100000
Project		099 Linking Balqa Governorate with Jerash and Ajloun Governorates						
Fund Source		102001 Capital (Treasury)						
Group	item	Description	Actual 2015	Estimated 2016	Re-estimated 2016	Estimated 2017	Indicative 2018	Indicative 2019
31		Non-financial Assets						
3111		Buildings and Constructions						
	508	Works and Constructions						
	001	Establishing main roads	789998	550000	350000	720000	720000	720000
Total of Item			789998	550000	350000	720000	720000	720000
Total of Project / Treasury			789998	550000	350000	720000	720000	720000

# Capital Expenditures According to Program and Projects for the Years 2015 - 2019

Chapter : 2101 Ministry of Public Works and Housing

( In JDs )

Program 3710 Roads Construction								
Project		100 Namlah / Wadi Araba Road at the level of a rural road						
Fund Source		102001 Capital (Treasury)						
Group	item	Description	Actual 2015	Estimated 2016	Re-estimated 2016	Estimated 2017	Indicative 2018	Indicative 2019
31		Non-financial Assets						
3111		Buildings and Constructions						
	508	Works and Constructions						
	001	Establishing main roads	749780	800000	700000	720000	300000	0
Total of Item			749780	800000	700000	720000	300000	0
Total of Project / Treasury			749780	800000	700000	720000	300000	0
Project		101 Improving Russaifeh/ Amman Road						
Fund Source		102001 Capital (Treasury)						
Group	item	Description	Actual 2015	Estimated 2016	Re-estimated 2016	Estimated 2017	Indicative 2018	Indicative 2019
31		Non-financial Assets						
3111		Buildings and Constructions						
	508	Works and Constructions						
	001	Establishing main roads	0	0	0	0	100000	100000
Total of Item			0	0	0	0	100000	100000
Total of Project / Treasury			0	0	0	0	100000	100000
Project		108 Kafr Asad / Umm Qais Road						
Fund Source		102001 Capital (Treasury)						
Group	item	Description	Actual 2015	Estimated 2016	Re-estimated 2016	Estimated 2017	Indicative 2018	Indicative 2019
31		Non-financial Assets						
3111		Buildings and Constructions						
	508	Works and Constructions						
	001	Establishing main roads	0	0	0	0	100000	100000
Total of Item			0	0	0	0	100000	100000
Total of Project / Treasury			0	0	0	0	100000	100000
Project		109 Ghabawi /Azraq Road						
Fund Source		102001 Capital (Treasury)						
Group	item	Description	Actual 2015	Estimated 2016	Re-estimated 2016	Estimated 2017	Indicative 2018	Indicative 2019
31		Non-financial Assets						
3111		Buildings and Constructions						
	508	Works and Constructions						
	001	Establishing main roads	0	0	0	0	100000	100000
Total of Item			0	0	0	0	100000	100000
Total of Project / Treasury			0	0	0	0	100000	100000
Project		110 Rhab / Jerash intersection road						
Fund Source		102001 Capital (Treasury)						
Group	item	Description	Actual 2015	Estimated 2016	Re-estimated 2016	Estimated 2017	Indicative 2018	Indicative 2019
31		Non-financial Assets						
3111		Buildings and Constructions						
	508	Works and Constructions						
	001	Establishing main roads	0	0	0	0	100000	100000
Total of Item			0	0	0	0	100000	100000
Total of Project / Treasury			0	0	0	0	100000	100000

# Capital Expenditures According to Program and Projects for the Years 2015 - 2019

Chapter : 2101 Ministry of Public Works and Housing

( In JDs )

Program 3710 Roads Construction								
Project		111 Adhruh /Al-Manshiyah road, 18 km long						
Fund Source		102001 Capital (Treasury)						
Group	item	Description	Actual 2015	Estimated 2016	Re-estimated 2016	Estimated 2017	Indicative 2018	Indicative 2019
31		Non-financial Assets						
3111		Buildings and Constructions						
	508	Works and Constructions						
	001	Establishing main roads	0	0	0	0	100000	100000
Total of Item			0	0	0	0	100000	100000
Total of Project / Treasury			0	0	0	0	100000	100000
Project		112 Improving Yajouz Road						
Fund Source		102001 Capital (Treasury)						
Group	item	Description	Actual 2015	Estimated 2016	Re-estimated 2016	Estimated 2017	Indicative 2018	Indicative 2019
31		Non-financial Assets						
3111		Buildings and Constructions						
	508	Works and Constructions						
	001	Establishing main roads	0	0	0	0	100000	100000
Total of Item			0	0	0	0	100000	100000
Total of Project / Treasury			0	0	0	0	100000	100000
Project		114 Irbid/ Ajloun Road						
Fund Source		102001 Capital (Treasury)						
Group	item	Description	Actual 2015	Estimated 2016	Re-estimated 2016	Estimated 2017	Indicative 2018	Indicative 2019
31		Non-financial Assets						
3111		Buildings and Constructions						
	508	Works and Constructions						
	001	Establishing main roads	0	0	0	0	200000	200000
Total of Item			0	0	0	0	200000	200000
Total of Project / Treasury			0	0	0	0	200000	200000
Project		115 Expanding and maintaining Rhab / Mafrq Road						
Fund Source		102001 Capital (Treasury)						
Group	item	Description	Actual 2015	Estimated 2016	Re-estimated 2016	Estimated 2017	Indicative 2018	Indicative 2019
31		Non-financial Assets						
3111		Buildings and Constructions						
	508	Works and Constructions						
	001	Establishing main roads	800000	1000000	900000	720000	720000	720000
Total of Item			800000	1000000	900000	720000	720000	720000
Total of Project / Treasury			800000	1000000	900000	720000	720000	720000
Project		116 Rum/ Desah /Mdawarah Road						
Fund Source		102001 Capital (Treasury)						
Group	item	Description	Actual 2015	Estimated 2016	Re-estimated 2016	Estimated 2017	Indicative 2018	Indicative 2019
31		Non-financial Assets						
3111		Buildings and Constructions						
	508	Works and Constructions						
	001	Establishing main roads	299970	0	0	0	200000	575000
Total of Item			299970	0	0	0	200000	575000
Total of Project / Treasury			299970	0	0	0	200000	575000

# Capital Expenditures According to Program and Projects for the Years 2015 - 2019

Chapter : 2101 Ministry of Public Works and Housing

( In JDs )

Program 3710 Roads Construction								
Project		117 Al-Hashemyah - Irbid Road (3rd phase)						
Fund Source		102001 Capital (Treasury)						
Group	item	Description	Actual 2015	Estimated 2016	Re-estimated 2016	Estimated 2017	Indicative 2018	Indicative 2019
31		Non-financial Assets						
3111		Buildings and Constructions						
	508	Works and Constructions						
	001	Establishing main roads	0	0	0	0	300000	300000
Total of Item			0	0	0	0	300000	300000
Total of Project / Treasury			0	0	0	0	300000	300000
Project		118 Irbid Ring Road (2nd phase)						
Fund Source		102001 Capital (Treasury)						
Group	item	Description	Actual 2015	Estimated 2016	Re-estimated 2016	Estimated 2017	Indicative 2018	Indicative 2019
31		Non-financial Assets						
3111		Buildings and Constructions						
	508	Works and Constructions						
	001	Establishing main roads	500000	0	0	0	0	0
Total of Item			500000	0	0	0	0	0
Total of Project / Treasury			500000	0	0	0	0	0
Project		119 Salt Ring Road ( 2nd phase)						
Fund Source		102001 Capital (Treasury)						
Group	item	Description	Actual 2015	Estimated 2016	Re-estimated 2016	Estimated 2017	Indicative 2018	Indicative 2019
31		Non-financial Assets						
3111		Buildings and Constructions						
	508	Works and Constructions						
	001	Establishing main roads	500000	0	0	0	0	0
Total of Item			500000	0	0	0	0	0
Total of Project / Treasury			500000	0	0	0	0	0
Project		120 Culture/ Irbid Roundabout Intersection						
Fund Source		102001 Capital (Treasury)						
Group	item	Description	Actual 2015	Estimated 2016	Re-estimated 2016	Estimated 2017	Indicative 2018	Indicative 2019
31		Non-financial Assets						
3111		Buildings and Constructions						
	508	Works and Constructions						
	001	Establishing main roads	0	550000	450000	1350000	1350000	2000000
Total of Item			0	550000	450000	1350000	1350000	2000000
Total of Project / Treasury			0	550000	450000	1350000	1350000	2000000
Project		121 Maan- Al-Mdawwara Road						
Fund Source		102001 Capital (Treasury)						
Group	item	Description	Actual 2015	Estimated 2016	Re-estimated 2016	Estimated 2017	Indicative 2018	Indicative 2019
31		Non-financial Assets						
3111		Buildings and Constructions						
	508	Works and Constructions						
	001	Establishing main roads	0	0	0	0	100000	100000
Total of Item			0	0	0	0	100000	100000
Total of Project / Treasury			0	0	0	0	100000	100000

# Capital Expenditures According to Program and Projects for the Years 2015 - 2019

Chapter : 2101 Ministry of Public Works and Housing

( In JDs )

Program 3710 Roads Construction								
Project		122 Umm Al-Amad- Finan Road						
Fund Source		102001 Capital (Treasury)						
Group	item	Description	Actual 2015	Estimated 2016	Re-estimated 2016	Estimated 2017	Indicative 2018	Indicative 2019
31		Non-financial Assets						
3111		Buildings and Constructions						
	508	Works and Constructions						
	001	Establishing main roads	0	137000	137000	450000	450000	450000
Total of Item			0	137000	137000	450000	450000	450000
Total of Project / Treasury			0	137000	137000	450000	450000	450000
Project		123 Strategic road to connect north of the Kingdom by a road parallel to Amman/ Jerash Road						
Fund Source		102001 Capital (Treasury)						
Group	item	Description	Actual 2015	Estimated 2016	Re-estimated 2016	Estimated 2017	Indicative 2018	Indicative 2019
31		Non-financial Assets						
3111		Buildings and Constructions						
	508	Works and Constructions						
	001	Establishing main roads	0	0	0	130000	180000	180000
Total of Item			0	0	0	130000	180000	180000
Total of Project / Treasury			0	0	0	130000	180000	180000
Project		124 Tal Al-Musamma - Al-Rukban Road						
Fund Source		102001 Capital (Treasury)						
Group	item	Description	Actual 2015	Estimated 2016	Re-estimated 2016	Estimated 2017	Indicative 2018	Indicative 2019
31		Non-financial Assets						
3111		Buildings and Constructions						
	508	Works and Constructions						
	001	Establishing main roads	0	0	0	130000	180000	180000
Total of Item			0	0	0	130000	180000	180000
Total of Project / Treasury			0	0	0	130000	180000	180000
Project		125 Ajloun Ring Road						
Fund Source		102001 Capital (Treasury)						
Group	item	Description	Actual 2015	Estimated 2016	Re-estimated 2016	Estimated 2017	Indicative 2018	Indicative 2019
31		Non-financial Assets						
3111		Buildings and Constructions						
	508	Works and Constructions						
	001	Establishing main roads	0	0	0	0	100000	100000
Total of Item			0	0	0	0	100000	100000
Total of Project / Treasury			0	0	0	0	100000	100000
Project		126 Improving the entrance of Ayy District / Karak						
Fund Source		102001 Capital (Treasury)						
Group	item	Description	Actual 2015	Estimated 2016	Re-estimated 2016	Estimated 2017	Indicative 2018	Indicative 2019
31		Non-financial Assets						
3111		Buildings and Constructions						
	508	Works and Constructions						
	001	Establishing main roads	0	0	0	300000	450000	450000
Total of Item			0	0	0	300000	450000	450000
Total of Project / Treasury			0	0	0	300000	450000	450000

# Capital Expenditures According to Program and Projects for the Years 2015 - 2019

Chapter : 2101 Ministry of Public Works and Housing

( In JDs )

Program 3710 Roads Construction								
Project		127 Implementing Al-Sahaba tunnel on the road of Queen Alia International Airport						
Fund Source		102001 Capital (Treasury)						
Group	item	Description	Actual 2015	Estimated 2016	Re-estimated 2016	Estimated 2017	Indicative 2018	Indicative 2019
31		Non-financial Assets						
3111		Buildings and Constructions						
	508	Works and Constructions						
	001	Establishing main roads	0	0	0	600000	100000	0
Total of Item			0	0	0	600000	100000	0
Total of Project / Treasury			0	0	0	600000	100000	0
Project		128 Alamqh Al-Husainya Road						
Fund Source		102001 Capital (Treasury)						
Group	item	Description	Actual 2015	Estimated 2016	Re-estimated 2016	Estimated 2017	Indicative 2018	Indicative 2019
31		Non-financial Assets						
3111		Buildings and Constructions						
	508	Works and Constructions						
	001	Establishing main roads	0	0	0	300000	450000	450000
Total of Item			0	0	0	300000	450000	450000
Total of Project / Treasury			0	0	0	300000	450000	450000
Project		129 Sarfa- Jordan Valley Road						
Fund Source		102001 Capital (Treasury)						
Group	item	Description	Actual 2015	Estimated 2016	Re-estimated 2016	Estimated 2017	Indicative 2018	Indicative 2019
31		Non-financial Assets						
3111		Buildings and Constructions						
	508	Works and Constructions						
	001	Establishing main roads	0	0	0	0	100000	400000
Total of Item			0	0	0	0	100000	400000
Total of Project / Treasury			0	0	0	0	100000	400000
Total of Program			75494610	59340000	56025000	52352267	59485000	57185000

# Capital Expenditures According to Program and Projects for the Years 2015 - 2019

Chapter : 2101 Ministry of Public Works and Housing

( In JDs )

Program 3905 Buildings								
Project		001 Buildings Program Administration Project						
Fund Source		102001	Capital (Treasury)					
Group	item	Description	Actual 2015	Estimated 2016	Re-estimated 2016	Estimated 2017	Indicative 2018	Indicative 2019
21		Compensations of Employees						
2111		Salaries, Wages and Allowances						
	502	Wages						
	001	Wages	0	0	0	350000	350000	350000
	002	Field Allowance	49995	200000	200000	0	0	0
	003	Travel allowance	49996	150000	150000	0	0	0
		Total of Item	99991	350000	350000	350000	350000	350000
22		Use of Goods and Services						
2211		Use of Goods and Services						
	512	Operating and Sustaining Expenditures						
	013	Services contracts	25000	175000	175000	255000	305000	305000
	036	Computerization and automation operations expenses	0	0	0	100000	110000	110000
		Total of Item	25000	175000	175000	355000	415000	415000
28		Other Expenditures						
2822		Other Capital Expenditures						
	504	Studies, Research and Consultations						
	036	Various studies	0	80000	80000	325000	475000	475000
	999	n.e.c	49969	0	0	0	0	0
		Total of Item	49969	80000	80000	325000	475000	475000
31		Non-financial Assets						
3112		Devices, Machinery and Equipment						
	505	Equipment, Machines and Devices						
	001	Computers and accessories	9985	100000	100000	110000	300000	300000
	008	Survey devices	14888	20000	20000	20000	25000	25000
	068	Solar cells generating the electric energy	0	30000	30000	30000	30000	30000
		Total of Item	24873	150000	150000	160000	355000	355000
3122		Inventories						
	503	Materials and supplies						
	001	Computer supplies and accessories	0	175000	175000	125000	320000	320000
	019	Spare parts supplies	0	0	0	100000	330000	330000
	999	n.e.c	49998	60000	60000	0	0	0
		Total of Item	49998	235000	235000	225000	650000	650000
		Total of Project / Treasury	249831	990000	990000	1415000	2245000	2245000
Project		002 Furnishings for the Prime Ministry building and the hospitality building and other works						
Fund Source		102001	Capital (Treasury)					
Group	item	Description	Actual 2015	Estimated 2016	Re-estimated 2016	Estimated 2017	Indicative 2018	Indicative 2019
31		Non-financial Assets						
3111		Buildings and Constructions						
	508	Works and Constructions						
	040	Various constructions	0	0	0	350000	350000	350000
	999	n.e.c	325000	350000	350000	0	0	0
		Total of Item	325000	350000	350000	350000	350000	350000
		Total of Project / Treasury	325000	350000	350000	350000	350000	350000

Capital Expenditures According to Program and Projects for the Years 2015 - 2019

Chapter : 2101 Ministry of Public Works and Housing

( In JDs )

Program 3905 Buildings								
Project		003 Completing the Works and Mechanics Directorate buildings						
Fund Source		102001 Capital (Treasury)						
Group	item	Description	Actual 2015	Estimated 2016	Re-estimated 2016	Estimated 2017	Indicative 2018	Indicative 2019
31		Non-financial Assets						
3111		Buildings and Constructions						
	508	Works and Constructions						
	013	Miscellaneous buildings construction	0	0	0	90000	100000	100000
		Total of Item	0	0	0	90000	100000	100000
		Total of Project / Treasury	0	0	0	90000	100000	100000
Project		006 Sustaining the maintenance and modernization of borders centers.						
Fund Source		102001 Capital (Treasury)						
Group	item	Description	Actual 2015	Estimated 2016	Re-estimated 2016	Estimated 2017	Indicative 2018	Indicative 2019
31		Non-financial Assets						
3111		Buildings and Constructions						
	508	Works and Constructions						
	040	Various constructions	0	0	0	3600000	4600000	5000000
	999	n.e.c	3999995	4000000	3900000	0	0	0
		Total of Item	3999995	4000000	3900000	3600000	4600000	5000000
		Total of Project / Treasury	3999995	4000000	3900000	3600000	4600000	5000000
Project		008 Urban Villages Project						
Fund Source		102001 Capital (Treasury)						
Group	item	Description	Actual 2015	Estimated 2016	Re-estimated 2016	Estimated 2017	Indicative 2018	Indicative 2019
31		Non-financial Assets						
3111		Buildings and Constructions						
	508	Works and Constructions						
	013	Miscellaneous buildings construction	0	0	0	720000	720000	720000
	999	n.e.c	499886	1000000	950000	0	0	0
		Total of Item	499886	1000000	950000	720000	720000	720000
		Total of Project / Treasury	499886	1000000	950000	720000	720000	720000
Project		009 Housing for poor families						
Fund Source		102001 Capital (Treasury)						
Group	item	Description	Actual 2015	Estimated 2016	Re-estimated 2016	Estimated 2017	Indicative 2018	Indicative 2019
31		Non-financial Assets						
3111		Buildings and Constructions						
	508	Works and Constructions						
	013	Miscellaneous buildings construction	499978	250000	250000	450000	450000	1000000
		Total of Item	499978	250000	250000	450000	450000	1000000
		Total of Project / Treasury	499978	250000	250000	450000	450000	1000000
Project		010 Sustaining and maintaining Jordan Museum						
Fund Source		102001 Capital (Treasury)						
Group	item	Description	Actual 2015	Estimated 2016	Re-estimated 2016	Estimated 2017	Indicative 2018	Indicative 2019
31		Non-financial Assets						
3111		Buildings and Constructions						
	508	Works and Constructions						
	013	Miscellaneous buildings construction	100000	200000	200000	180000	200000	200000
		Total of Item	100000	200000	200000	180000	200000	200000
		Total of Project / Treasury	100000	200000	200000	180000	200000	200000



# Capital Expenditures According to Program and Projects for the Years 2015 - 2019

Chapter : 2101 Ministry of Public Works and Housing

( In JDs )

Program 3905 Buildings								
Project		011 Maintaining various buildings and areas						
Fund Source		102001 Capital (Treasury)						
Group	item	Description	Actual 2015	Estimated 2016	Re-estimated 2016	Estimated 2017	Indicative 2018	Indicative 2019
31		Non-financial Assets						
3111		Buildings and Constructions						
	508	Works and Constructions						
	013	Miscellaneous buildings construction	0	200000	200000	450000	500000	800000
		Total of Item	0	200000	200000	450000	500000	800000
		Total of Project / Treasury	0	200000	200000	450000	500000	800000
		Total of Program	5674690	6990000	6840000	7255000	9165000	10415000
		Total of Chapter	93309677	80795000	76755000	73032267	90865000	95265000