

Chapter : 2401 Ministry of Environment

- Creation:** The Ministry of Environment was established on 17/01/2003 under Temporary Environment Protection Law No. (1) for 2003.
- Vision :** A pioneer ministry at the national, regional and international levels, capable of protecting and sustaining the environment elements and contributing to improving the quality of life
- Mission:** Enhancing and maintaining the quality of Jordanian environment, preserving the natural resources and contributing to achieving sustainable development through preparing and developing control policies, legislation, strategies, and programs that are executable as well as introducing environmental concepts in the national development plans
- Legal Framework :** Law No. (52) for the year 2006

Tasks of the Ministry / Department:

- Set out the public policy for protecting environment and prepare the necessary plans, programs and projects to realize the sustainable development.
- Prepare the specifications and standards for the environment's elements and components.
- Control, measure and follow up environment's components and elements through scientific centers adopted by the Ministry as per approved standards.
- Issue the required environment instructions to protect environment and its elements and the conditions for setting up agricultural, developmental, commercial, industrial, housing and mining projects and other projects and all the related services to be adhered to and adopted within the prerequisites of licensing any of them or renewing the licenses in accordance with the established legal procedures.
- Control and supervise public and private institutions and authorities including companies and projects to ensure their adherence to environmental standard specifications and criteria as well as adopted technical rules.
- Conduct researches and studies related to environment issues and its protection.
- Set up foundations for circulating substances harmful and hazardous to the environment, and collect, classify, store, transport, destroy and dispose of them as per a bylaw to be issued to this end.
- Coordinate the national efforts aiming at protecting environment including drawing up national strategy for environment awareness, education and communication as well as transferring, using and providing environmental information and taking the required procedures to this end.
- Approve the establishment, management, control and supervision of natural reserves and national parks.
- Enhance relations between the Kingdom and Arab, regional and international countries, commissions and organizations in the affairs related to preserving the environment and recommend joining them and following up their implementation.
- Issue publications relevant to the environment; the Ministry is considered the competent agency to issue reports on the environmental situation in the Kingdom.

Ministry/Department Contribution to the Achievement of the National Objectives:

- Protect and sustain the environment elements.
- Enhance the government administration to be financially stable, transparent and accountable on the central and local levels.

Major Issues and Challenges which face the Ministry / Department:

- Poor coordination among certain authorities in regard to drawing up policies and enacting legislation of environmental impact which leads to overlapping of responsibilities between the Ministry of Environment and these authorities
- Poor inclusion of the environmental concepts and considerations within the policies of other sectors.
- Poor partnership with the private sector in the various environmental fields
- Failure to take the sustainable development dimensions in full in formulating the environment legislation
- Poor environmental inspection and control operations and law implementation
- Increased desertification rates due to deterioration of soil as a result of urban expansion on the account of agricultural land and encroachments on the forest lands and natural reserves
- The concept of green economy is still under development and experimentation; unsustainable patterns of production and consumption

Major Issues and Challenges which face the Ministry / Department:

- Poor environmental awareness and environmental concepts within the various institutions and sectors in general and the negative effects of climate change' especially on the water and agricultural sectors
- Insufficient and inaccurate indicators concerned with the environmental dimension of sustainable development
- Lack of an integrated solid and hazardous waste management system (industrial and medical)

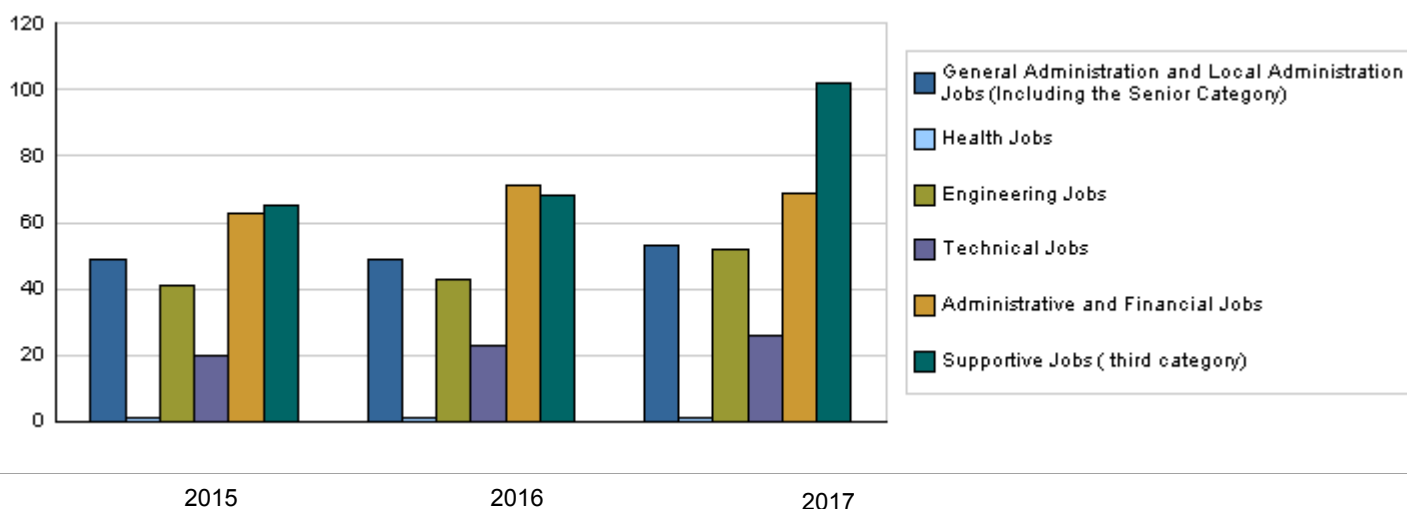
CHAPTER : 2401 Ministry of Environment

Strategic Objectives and Performance Indicators of the Ministry / Department

Strategic Objective	Performance Indicator	Base year	Value	Actual Value	Target Value	Preliminary Self Evaluation	Target Value		
				2015	2016	2016	2017	2018	2019
1 - To raise the level of the Ministry's performance and efficiency to enable it perform its tasks	1 Degree of service recipients' satisfaction	2014	%90	%90	%95	%95	%95	%95	%95
2 - To mitigate the negative impacts on the environment and reduce pollution	1 Percentage of citizens in whose areas air pollutants are controlled	2014	%70	%70	%75	%75	%75	%75	%75
	2 Number of pieces of legislation issued under the environment law	2014	32	32	36	36	37	38	38
	3 Number of completed projects transactions	2014	1100	1100	1200	1250	1350	1400	1500
3 - To raise public awareness on environment protection and disseminate environmental culture	1 Number of implemented awareness programs	2014	5	5	8	6	8	8	8
4 - To improve the levels and quality of environmental and bio systems	1 Number of established reserves	2014	11	11	12	11	13	14	14

Number of Staff of the Ministry / Department

Group	Job	2015			2016			Preliminary 2017		
		Male	Female	Total	Male	Female	Total	Male	Female	Total
General Administration and Local Administration Jobs (Including the Senior Category)	Supervisory and leadership jobs	42	7	49	42	7	49	45	8	53
Health Jobs	Physician	1	0	1	1	0	1	1	0	1
Engineering Jobs	Engineer	31	10	41	32	11	43	38	14	52
Technical Jobs	Technical jobs	14	6	20	16	7	23	18	8	26
Administrative and Financial Jobs	Administrative and financial jobs	43	20	63	49	22	71	47	22	69
Supportive Jobs (third category)	Administrative assistance services	41	24	65	44	24	68	77	25	102
Total		172	67	239	184	71	255	226	77	303
Total Cost of Salaries		1072493	417080	1489573	1218240	473760	1692000	1515750	505250	2021000



Key Information of the Ministry / Department

No.	Description
1	Study the effect of pesticides on environment.
2	Increase the effectiveness of recycling solid wastes.
3	Re-qualify phosphate hills.
4	Draft bylaw to address urgent cases of hazardous materials and wastes
5	Prepare a report on environment condition and environment indicators.

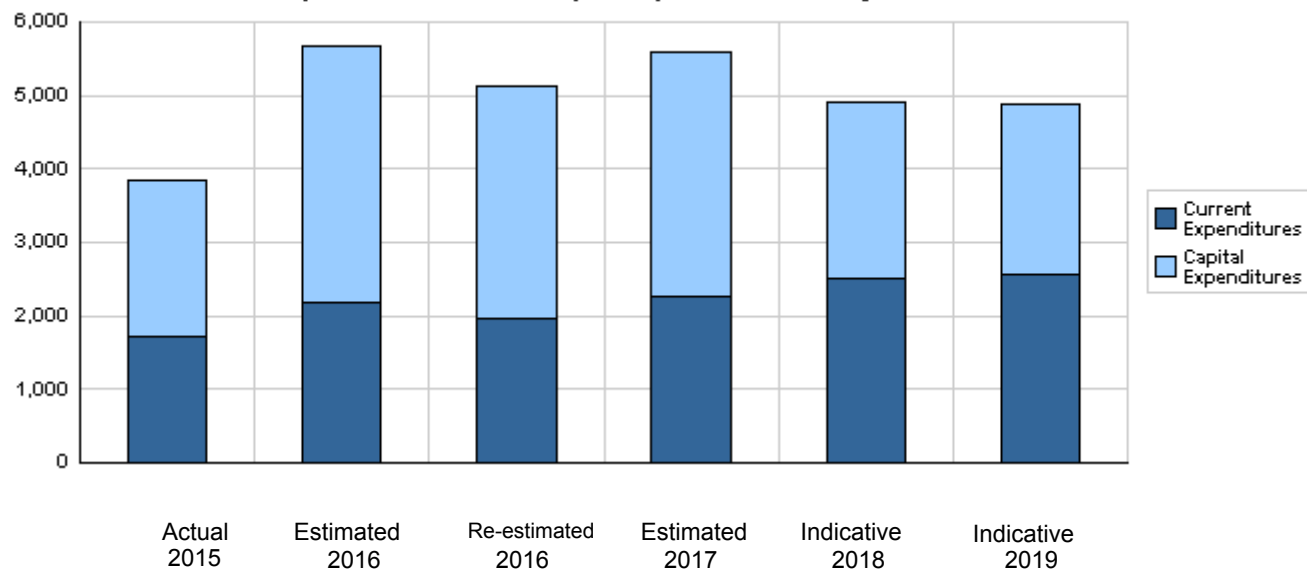
**Overall Summary of Expenditures for Chapter 2401- Ministry of Environment
for the Years 2015 - 2019**

(In JDs)

Description		Actual 2015	Estimated 2016	Re-estimated 2016	Estimated 2017	Indicative	
						2018	2019
Group	Current Expenditures						
2111	Salaries, Wages and Allowances	1,373,549	1,738,000	1,557,000	1,856,000	2,030,000	2,075,000
2121	Social Security Contributions	116,024	147,000	135,000	165,000	185,000	195,000
2211	Use of Goods and Services	190,008	250,000	220,000	205,000	233,000	233,000
2821	Other Current Expenditures	37,654	55,000	55,000	44,000	50,000	50,000
Total current expenditures		1,717,235	2,190,000	1,967,000	2,270,000	2,498,000	2,553,000
Capital Expenditures							
2211	Use of Goods and Services	1,349,450	1,410,000	1,410,000	1,369,000	1,379,000	1,384,000
2511	Subsidies to Public Corporations	0	62,500	62,500	63,000	63,000	63,000
2632	Support to General Government Units/ Capital	63,000	0	0	0	0	0
2822	Other Capital Expenditures	448,150	815,500	752,500	844,418	828,000	828,000
3111	Buildings and Constructions	98,784	1,070,000	920,000	1,025,700	129,000	29,000
3112	Devices, Machinery and Equipment	149,186	125,000	23,000	19,000	19,000	19,000
3113	Other Fixed Assets	6,359	5,000	5,000	0	0	0
Total capital expenditures		2,114,929	3,488,000	3,173,000	3,321,118	2,418,000	2,323,000
Treasury		2,114,929	3,488,000	3,173,000	3,321,118	2,418,000	2,323,000
Total current and capital expenditures		3,832,164	5,678,000	5,140,000	5,591,118	4,916,000	4,876,000

(Thousands of JDs)

Graph of the current and capital expenditures for the years 2015 - 2019

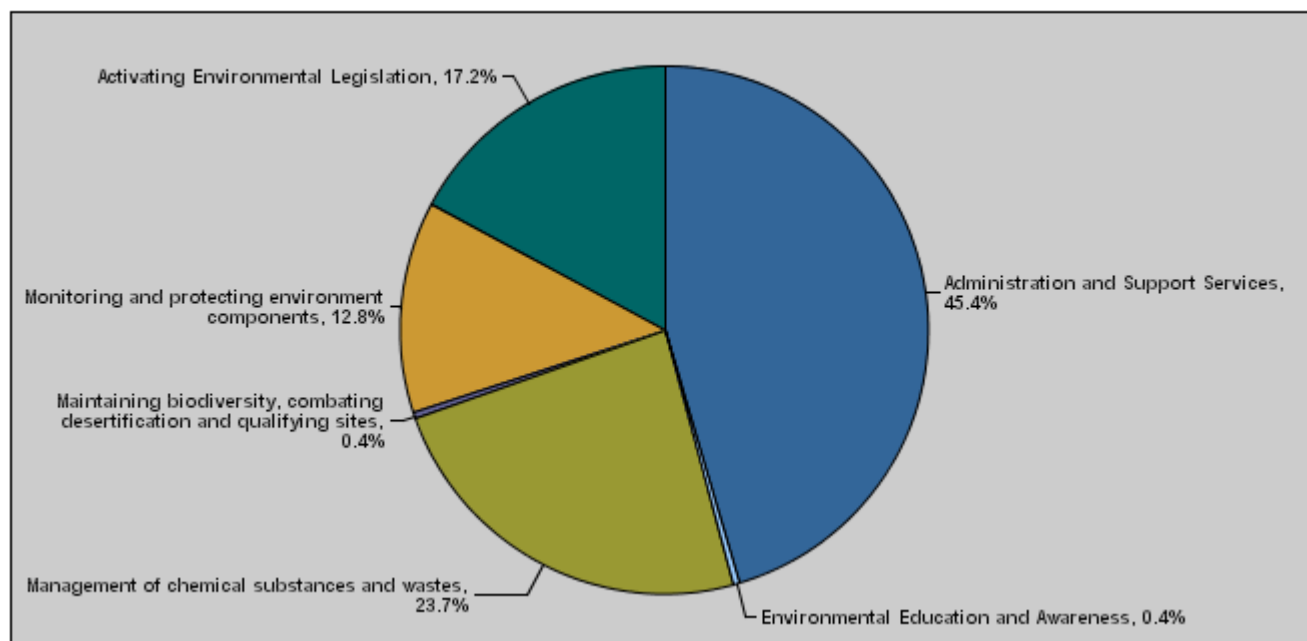


Budget of Chapter 2401 - Ministry of Environment
For the Year 2017 Distributed According to Program

(In JDs)

Prog.	Description	Current Expenditures	Capital Expenditures	Total Expenditures
4301	Administration and Support Services	2,270,000	270,000	2,540,000
4305	Environmental Education and Awareness	0	20,000	20,000
4310	Management of chemical substances and wastes	0	1,327,000	1,327,000
4315	Maintaining biodiversity, combating desertification and qualifying site	0	24,118	24,118
4320	Monitoring and protecting environment components	0	718,000	718,000
4325	Activating Environmental Legislation	0	962,000	962,000
	Total	2,270,000	3,321,118	5,591,118

Total Expenditures for the Year 2017 Distributed According to Programs



Estimated Allocations for Females distributed according to Programs for the Years 2015 - 2019

Program	2015	2016	2017	2018	2019
4301 Administration and Support Services	601032	688450	805350	876750	896000
Total	601032	688450	805350	876750	896000

Budget Chapter 2401 - Ministry of Environment Distributed According to the Program

4301	Administration and Support Services Program
------	---

Objective of the program :

Enhance and develop the Ministry's capacities and provide the necessary financial and administrative services to the remaining programs.

The strategic objective related to the program :

Upgrade the Ministry's performance and efficiency to enable it carry out its tasks.

Directorates associated with the program :

- Financial Affairs Directorate
- Administrative Affairs Directorate
- Tenders and Procurement Directorate
- Warehouses Directorate

Services provided by the program :

- Improve the capacities of the Ministry of Environment in the institutional, administrative and technical aspects and expand the efficiency and scope of the Ministry's work through governorates directorates as this objective included enhancement of the institutional performance in the Ministry by two programs:
- Development of institutional and individual performance in the Ministry's center.
- Enhancement of the performance of the environment directorates in governorates.

Staff working in the program :

The program is implemented through a functional staff in 2016 estimated with (205) staff, including (134) males and (71) females .

Performance Measurement Indicators for Program

Performance Measurement Indicator	Base Year	Value	Actual value	Target Value	Preliminary Self Evaluation	Target Value		
			2015	2016		2016	2017	2018
1 Degree of service recipients' satisfaction	2014	%90	%90	%95	%95	%95	%95	%95

Appropriations Of Administration and Support Services Program as Per Activities and Projects. (In JDs)

Activities and Projects	Actual	Estimated	Re-estimated	Estimated	Indicative	
	2015	2016	2016	2017	2018	2019
Current Expenditures	1,717,235	2,190,000	1,967,000	2,270,000	2,498,000	2,553,000
601 Administrative and Support Services	1,717,235	2,190,000	1,967,000	2,270,000	2,498,000	2,553,000
Capital Expenditures	241,301	340,000	238,000	270,000	270,000	270,000
001 Institutional Capacities Enhancement Project	241,301	340,000	238,000	270,000	270,000	270,000
Program / Treasury	241,301	340,000	238,000	270,000	270,000	270,000
Total Program	1,958,536	2,530,000	2,205,000	2,540,000	2,768,000	2,823,000

Budget Chapter 2401 - Ministry of Environment Distributed According to the Program

4305	Environmental Education and Awareness Program
Objective of the program :	
Carry out environmental awareness directed to targeted social categories and raise environment awareness and education.	
The strategic objective related to the program :	
Raise public awareness on the protection of the environment and disseminate environmental culture.	
Directorates associated with the program :	
<ul style="list-style-type: none"> - Communication Directorate - Media Office - Technical Directorates 	
Services provided by the program :	
<ul style="list-style-type: none"> 1- Develop an integrated program for environmental awareness directed to the various social categories through all printed and audio means. 2- Integrate environmental concepts in school curricula in coordination with the Ministry of Education. 3- Coordinate with partners from civil society and private sector organizations to achieve the Ministry's objectives. 	
Staff working in the program :	
The program is implemented through a functional staff in 2016 estimated with (8) staff, including (8) males and (0) females .	

Performance Measurement Indicators for Program

Performance Measurement Indicator	Base Year	Value	Actual value	Target Value	Preliminary Self Evaluation	Target Value				
			2015	2016	2016	2017	2018	2019		
1		Number of implemented awareness programs	2014	5	5	8	6	8	8	8

Appropriations Of Environmental Education and Awareness Program as Per Activities and Projects. (In JDs)

Activities and Projects	Actual	Estimated	Re-estimated	Estimated	Indicative	
	2015	2016	2016	2017	2018	2019
Current Expenditures	0	0	0	0	0	0
Capital Expenditures	19,767	35,000	35,000	20,000	30,000	30,000
001	Environmental Awareness Project	14,910	15,000	15,000	20,000	30,000
002	Sanitation Campaigns in the Kingdom Project - National Day for Allegiance to the Homeland	4,857	20,000	20,000	0	0
	Program / Treasury	19,767	35,000	35,000	20,000	30,000
	Total Program	19,767	35,000	35,000	20,000	30,000

Budget Chapter 2401 - Ministry of Environment Distributed According to the Program

4310	Management of chemical substances and wastes Program
------	--

Objective of the program :

Set up policies related to management of hazardous materials management, protection of the environment components and disposal of hazardous and solid wastes.

The strategic objective related to the program :

Reduce the negative impacts on the environment and mitigate pollution.

Directorates associated with the program :

- 1- Chemical Materials and Wastes Department
- 2- Environment Directorates in the governorates
- 3- Ministry's Directorates (Inspection, Monitoring and Assessment).

Services provided by the program :

- 1- Achieve hazardous wastes treatment center project/ Swaqa in cooperation with the private sector(BOT).
- 2- Collect, store and transport hazardous wastes generated in the public sectors in an environmentally safe manner.
- 3- Improve solid wastes management and maximize benefit through reusing and separation and others.
- 4- Activate legislation related to hazardous wastes and materials management including international agreements.
- 5- Build an integrated information system on hazardous materials and wastes management in terms of quantities, types and sources.

Staff working in the program :

The program is implemented through a functional staff in 2016 estimated with (15) staff, including (15) males and (0) females .

Performance Measurement Indicators for Program

Performance Measurement Indicator	Base Year	Value	Actual value	Target Value	Preliminary Self Evaluation	Target Value		
			2015	2016		2016	2017	2018
1 Percentage of total industrial wastes which are collected and transported for treatment in an environmentally safe manner	2014	%20	%25	%25	%35	%40	%40	%45
2 Percentage of total medical wastes which are collected and transported for treatment in an environmentally safe manner	2014	%60	%60	%70	%60	%65	%65	%70

Appropriations Of Management of chemical substances and wastes Program as Per Activities and Projects. (In JDs)

Activities and Projects	Actual	Estimated	Re-estimated	Estimated	Indicative	
	2015	2016	2016	2017	2018	2019
Current Expenditures	0	0	0	0	0	0
Capital Expenditures	181,327	1,316,500	1,216,500	1,327,000	427,000	332,000
001 Survey of quantity & quality of hazardous and chemical wastes and liquid resulting from wastes dump project	0	2,000	2,000	0	0	0
002 Monitoring Underground Water Quality Project	24,930	45,000	45,000	45,000	45,000	45,000
003 Studying the impact of pesticides on the environment	30,475	60,000	60,000	60,000	60,000	60,000
004 Developing Waste Dumping/Akaider Project	0	1,000,000	900,000	1,000,000	100,000	0
005 Central Station for Treating Industrial Wastewater	0	2,000	2,000	10,000	10,000	10,000
006 Increasing the efficiency of recycling solid wastes	0	2,000	2,000	10,000	10,000	10,000
007 Dealing with emergency cases of hazardous materials and wastes system project	0	15,000	15,000	10,000	10,000	10,000
008 Developing and managing wastes and wastes dumps and combating flies	19,844	2,500	2,500	0	0	0
009 Hazardous Wastes Treatment Center Project/ Swaqa	104,809	184,000	184,000	182,000	182,000	187,000
010 Building the national capacities in the field of fixed organic pollutants and elimination of PCBs	944	2,000	2,000	0	0	0
011 Developing the collection and management system of PCs and electrical and electronic wastes	325	2,000	2,000	10,000	10,000	10,000
Program / Treasury	181,327	1,316,500	1,216,500	1,327,000	427,000	332,000
Total Program	181,327	1,316,500	1,216,500	1,327,000	427,000	332,000

Budget Chapter 2401 - Ministry of Environment Distributed According to the Program

4315	Maintaining biodiversity, combating desertification and qualifying sites Program
Objective of the program :	
Achieve sustainable development through developing programs and plans to rehabilitate the deteriorating environmental locations and systems.	
The strategic objective related to the program :	
Reduce the negative impacts on the environment and mitigate pollution.	
Directorates associated with the program :	
1- Environment Directorates in the governorates 2- Environmental Inspection and Control Directorate 3- Policies Directorate	
Services provided by the program :	
1- Develop plans and programs to rehabilitate the deteriorating environment sites. 2- Make national scheme for lands uses/ Ajloun 3- Document local knowledge on combating desertification. 4- Complete the national network of reserves areas. 5- Establish a database for biological diversity, reserves, and natural legacy site. 6- Conduct economic and social surveys in areas vulnerable to draught. 7-Re-habilitate Zarqa stream. 8-Establish a forest for the Ministry of Environment.	
Staff working in the program :	
The program is implemented through a functional staff in 2016 estimated with (12) staff, including (12) males and (0) females .	

Performance Measurement Indicators for Program

Performance Measurement Indicator	Base Year	Value	Actual value	Target Value	Preliminary Self Evaluation	Target Value		
			2015	2016		2016	2017	2018
1 Percentage of citizens whose areas are monitored for air pollutants	2014	%70	%70	%75	%75	%75	%75	%75
2 Number of projects funded by the Environment Protection Fund	2014	10	5	10	5	12	13	13

Appropriations Of Maintaining biodiversity, combating desertification and qualifying sites Program as Per Activities and Projects. (In JDs)

Activities and Projects	Actual	Estimated	Re-estimated	Estimated	Indicative	
	2015	2016	2016	2017	2018	2019
Current Expenditures	0	0	0	0	0	0
Capital Expenditures	19,619	24,000	24,000	24,118	21,000	21,000
004 The National Plan for Land Uses Project	4,091	5,000	5,000	0	0	0
005 Completing the National Net for Protected Areas	5,000	10,000	10,000	10,000	0	0
007 Integrated Administration for Re-habilitating Zarqa Stream Project	9,231	5,000	5,000	0	0	0
008 Rehabilitating the phosphate hills and other sites	1,297	2,000	2,000	0	0	0
010 Establishing the Ministry of Environment forest	0	2,000	2,000	0	0	0
012 Integrated Administration for rehabilitation of deteriorated environmentally areas	0	0	0	6,700	10,000	10,000
013 Irrigation pumps working with solar energy	0	0	0	7,418	11,000	11,000
Program / Treasury	19,619	24,000	24,000	24,118	21,000	21,000
Total Program	19,619	24,000	24,000	24,118	21,000	21,000

Budget Chapter 2401 - Ministry of Environment Distributed According to the Program

4320	Monitoring and protecting environment components Program
------	--

Objective of the program :

Apply laws, policies, control and inspection through enhancing the environmental monitoring and evaluation in the industrial areas and purification plants, study air quality and prepare a report on environment condition.

The strategic objective related to the program :

Improve the levels and quality of the environmental and bio systems.

Directorates associated with the program :

- 1- Monitoring and Assessment Directorate
- 2- Inspection and Environment Control Directorate
- 3- Licenses and Guidance Directorate
- 4-Directorates in the governorates

Services provided by the program :

- 1- Study concentrations of pollutants in the air caused by factories in the industrial zones.
- 2- Study water quality in Jordan and purification stations of household and industrial wastewater, storm water, valleys and dams water.
- 3- Prepare reports on environment condition and environment indicators.
- 4-Establish an e-system to monitor the concentrations of air pollutants through establishing monitoring stations distributed at the main areas in the Kingdom.

Staff working in the program :

The program is implemented through a functional staff in 2016 estimated with (8) staff, including (8) males and (0) females .

Performance Measurement Indicators for Program

Performance Measurement Indicator	Base Year	Value	Actual value	Target Value	Preliminary Self Evaluation	Target Value		
			2015	2016		2016	2017	2018
1	2014	11	11	12	11	13	14	14
2	2014	4	4	5	3	5	5	5
3	2014	%6.7	%6.7	%6.7	%6.7	%6.8	%6.8	%6.9

Appropriations Of Monitoring and protecting environment components Program as Per Activities and Projects. (In JDs)

Activities and Projects	Actual	Estimated	Re-estimated	Estimated	Indicative		
	2015	2016	2016	2017	2018	2019	
Current Expenditures	0	0	0	0	0	0	
Capital Expenditures	660,141	795,500	689,500	718,000	708,000	708,000	
001	Project of Studying Concentrations of Pollutants Resulting from Factories in the Air	213,476	256,000	250,000	260,000	260,000	260,000
002	Studying and examining soil layers	3,000	2,000	2,000	0	0	0
003	Studying and Monitoring Water Quality Project	175,000	175,000	175,000	175,000	175,000	175,000
005	Establishing electronic system project to monitor pollution concentrations	120,000	200,000	150,000	210,000	210,000	210,000
006	Preparing Environmental Status and Environmental Indicators Report	0	50,000	50,000	10,000	0	0
007	National Project for Water Remote Control/ High Council for Sciences	63,000	62,500	62,500	63,000	63,000	63,000
008	Waterfalls Project/Jerash	85,665	50,000	0	0	0	0
	Program / Treasury	660,141	795,500	689,500	718,000	708,000	708,000
	Total Program	660,141	795,500	689,500	718,000	708,000	708,000

Budget Chapter 2401 - Ministry of Environment Distributed According to the Program

4325	Activating Environmental Legislation Program
------	--

Objective of the program :

Enhance control and inspection, apply laws and policies and apply and develop environmental laws.

The strategic objective related to the program :

Reduce the negative impacts on the environment and mitigate pollution.

Directorates associated with the program :

- 1- Inspection and Law Enforcement Directorate
- 2- Monitoring and Evaluation Directorate
- 3- Licenses and Guidance Directorate
- 4- Environment Protection (Environment Police).

Services provided by the program :

- 1- Establish Environment Protection Department (Environmental Police) through dissemination of environmental awareness and implementation of the decisions related to conditions imposing risks and removing environmental violations.
- 2- Grant environmental approvals to industrial and investment facilities and assess the environmental impact.
- 3- Environment Protection Fund - to spend from it on protecting environment and preserving its components within the framework of realizing the goals and objectives stipulated in environment protection law.

Staff working in the program :

The program is implemented through a functional staff in 2016 estimated with (7) staff, including (7) males and (0) females .

Performance Measurement Indicators for Program

Performance Measurement Indicator	Base Year	Value	Actual value	Target Value	Preliminary Self Evaluation	Target Value		
			2015	2016	2016	2017	2018	2019
1 Percentage of development activities covered by environment inspection operations	2014	%45	%45	%50	%50	%60	%65	%70

Appropriations Of Activating Environmental Legislation Program as Per Activities and Projects. (In JDs)

Activities and Projects	Actual	Estimated	Re-estimated	Estimated	Indicative	
	2015	2016	2016	2017	2018	2019
Current Expenditures	0	0	0	0	0	0
Capital Expenditures	992,774	977,000	970,000	962,000	962,000	962,000
001 Environmental Police	800,000	800,000	800,000	800,000	800,000	800,000
002 Development and implementation of programs and control and inspection of hot sites and environmental surveillance	19,950	37,000	30,000	37,000	37,000	37,000
003 Assessment and Licensing Committees in the Field of Environmental Impact	84,847	120,000	120,000	125,000	125,000	125,000
006 Environment Office/ Petra District	87,977	20,000	20,000	0	0	0
Program / Treasury	992,774	977,000	970,000	962,000	962,000	962,000
Total Program	992,774	977,000	970,000	962,000	962,000	962,000

Capital Expenditures Distributed According to Governorates

Chapter : 2401 Ministry of Environment

(In JDs)

Governorate		Actual 2015	Estimated 2016	Re-estimated 2016	Estimated 2017	Indicative 2018	Indicative 2019
11	National level	1567680	1822500	1670500	1187118	1184000	1184000
21	Irbid Governorate	231320	271500	265500	107000	102000	102000
22	Ma'raq Governorate	0	1003000	903000	1000000	100000	0
23	Jerash Governorate	85665	51000	1000	105000	105000	105000
24	Ajloun Governorate	0	3000	3000	100000	100000	100000
31	The Capital Governorate	19950	44000	37000	97000	97000	97000
32	Balqa' Governorate	3500	3000	3000	112000	117000	117000
33	Zarqa Governorate	10528	13000	13000	75000	75000	75000
34	Ma'daba Governorate	0	1000	1000	90000	90000	90000
41	Karak Governorate	108309	189000	189000	182000	182000	187000
42	Ma'an Governorate	87977	51000	51000	75000	75000	75000
43	Tafilah Governorate	0	31000	31000	90000	90000	90000
44	Aqaba Governorate	0	5000	5000	101000	101000	101000
Total		2114929	3488000	3173000	3321118	2418000	2323000

Chapter : 2401 Ministry of Environment

(In JDs)

Current Activities Appropriations According to Program								
Prog.	Activites		Actual	Estimated	Re-estimated	Estimated	Indicative	Indicative
			2015	2016	2016	2017	2018	2019
4301	601	Administrative and Support Services	1717235	2190000	1967000	2270000	2498000	2553000
	Total of Program		1717235	2190000	1967000	2270000	2498000	2553000
Total			1717235	2190000	1967000	2270000	2498000	2553000

Capital Projects Appropriations According to Program								
Prog.	Projects		Actual	Estimated	Re-estimated	Estimated	Indicative	Indicative
			2015	2016	2016	2017	2018	2019
4301	001	Institutional Capacities Enhancement Project	241301	340000	238000	270000	270000	270000
	Total of Program		241301	340000	238000	270000	270000	270000
4305	001	Environmental Awareness Project	14910	15000	15000	20000	30000	30000
	002	Sanitation Campaigns in the Kingdom Project - National Day for Allegiance to the Homeland	4857	20000	20000	0	0	0
	Total of Program		19767	35000	35000	20000	30000	30000
4310	001	Survey of quantity & quality of hazardous and chemical wastes and liquid resulting from wastes dump project	0	2000	2000	0	0	0
	002	Monitoring Underground Water Quality Project	24930	45000	45000	45000	45000	45000
	003	Studying the impact of pesticides on the environment	30475	60000	60000	60000	60000	60000
	004	Developing Waste Dumping/Akaider Project	0	1000000	900000	1000000	100000	0
	005	Central Station for Treating Industrial Wastewater	0	2000	2000	10000	10000	10000
	006	Increasing the efficiency of recycling solid wastes	0	2000	2000	10000	10000	10000
	007	Dealing with emergency cases of hazardous materials and wastes system project	0	15000	15000	10000	10000	10000
	008	Developing and managing wastes and wastes dumps and combating flies	19844	2500	2500	0	0	0
	009	Hazardous Wastes Treatment Center Project/ Swaqa	104809	184000	184000	182000	182000	187000
	010	Building the national capacities in the field of fixed organic pollutants and elimination of PCBs	944	2000	2000	0	0	0
	011	Developing the collection and management system of PCs and electrical and electronic wastes	325	2000	2000	10000	10000	10000
Total of Program		181327	1316500	1216500	1327000	427000	332000	
4320	001	Project of Studying Concentrations of Pollutants Resulting from Factories in the Air	213476	256000	250000	260000	260000	260000
	002	Studying and examining soil layers	3000	2000	2000	0	0	0
	003	Studying and Monitoring Water Quality Project	175000	175000	175000	175000	175000	175000
	005	Establishing electronic system project to monitor pollution concentrations	120000	200000	150000	210000	210000	210000
	006	Preparing Environmental Status and Environmental Indicators Report	0	50000	50000	10000	0	0
	007	National Project for Water Remote Control/ High Council for Sciences	63000	62500	62500	63000	63000	63000
	008	Waterfalls Project/Jerash	85665	50000	0	0	0	0
	Total of Program		660141	795500	689500	718000	708000	708000
4325	001	Environmental Police	800000	800000	800000	800000	800000	800000
	002	Development and implementation of programs and control and inspection of hot sites and environmental surveillance	19950	37000	30000	37000	37000	37000
	003	Assessment and Licensing Committees in the Field of Environmental Impact	84847	120000	120000	125000	125000	125000
	006	Environment Office/ Petra District	87977	20000	20000	0	0	0
	Total of Program		992774	977000	970000	962000	962000	962000
4315	004	The National Plan for Land Uses Project	4091	5000	5000	0	0	0
	005	Completing the National Net for Protected Areas	5000	10000	10000	10000	0	0
	007	Integrated Administration for Re-habilitating Zarqa Stream Project	9231	5000	5000	0	0	0
	008	Rehabilitating the phosphate hills and other sites	1297	2000	2000	0	0	0
	010	Establishing the Ministry of Environment forest	0	2000	2000	0	0	0
	012	Integrated Administration for rehabilitation of deteriorated environmentally areas	0	0	0	6700	10000	10000
	013	Irrigation pumps working with solar energy	0	0	0	7418	11000	11000
	Total of Program		19619	24000	24000	24118	21000	21000
Total			2114929	3488000	3173000	3321118	2418000	2323000

Overall Summary of Current Expenditures for the Years 2015 - 2019

Chapter: 2401 Ministry of Environment

(In JDs)

Group	Item	Description	Actual 2015	Estimated 2016	Re-estimated 2016	Estimated 2017	Indicative 2018	Indicative 2019
21		Compensations of Employees						
2111		Salaries, Wages and Allowances						
	101	Classified Employees	99754	100000	95000	100000	100000	100000
	102	Unclassified Employees	382778	439000	390000	450000	480000	490000
	103	Comprehensive Contract Employees	28441	40000	34000	41000	42000	43000
	105	Personal Cost of Living Allowance	304167	375000	330000	450000	480000	490000
	106	Family Cost of Living Allowance	29686	42000	35000	47000	48000	49000
	110	Overtime Allowance	9828	0	0	0	0	0
	111	Additional Allowance	381243	495000	443000	500000	560000	570000
	112	Other Allowances	0	27000	25000	27000	30000	35000
	113	Transportation Allowance	44979	55000	50000	56000	77000	78000
	114	Transport Allowance	27728	40000	35000	45000	48000	50000
	115	Field Visit Allowance	7361	10000	10000	10000	10000	10000
	116	Employees' Bonuses	39091	70000	70000	80000	80000	80000
	120	Contract Employees	18493	45000	40000	50000	75000	80000
Total			1373549	1738000	1557000	1856000	2030000	2075000
2121		Social Security Contributions						
	301	Social Security	116024	147000	135000	165000	185000	195000
Total			116024	147000	135000	165000	185000	195000
22		Use of Goods and Services						
2211		Use of Goods and Services						
	201	Rents	27928	50000	50000	50000	50000	50000
	202	Telecommunications Services	12622	15000	10000	11000	12000	12000
	203	Water	5000	5000	4000	4000	6000	6000
	204	Electricity	40000	35000	30000	24000	30000	30000
	205	Fuels	28650	33000	23000	25000	30000	30000
	206	Maintenance of Machines, furniture and accessories	2760	4000	4000	4000	6000	6000
	207	Maintenance of vehicles, equipment and accessories	8470	15000	13000	13000	15000	15000
	208	Repair and maintenance of buildings and accessories	3298	6000	5000	5000	5000	5000
	209	Office Supplies, publications and various stationery	5347	7000	7000	5000	7000	7000
	210	Substances and raw materials (medicines, clothes, food, films, etc..)	2254	5000	5000	3000	5000	5000
	211	Cleaning services and supplies including cleaning contracts	27827	38000	38000	40000	40000	40000
	212	Insurance	7734	15000	10000	10000	13000	13000
	213	Official Travel Missions	14419	15000	14000	7000	7000	7000
	214	Goods and services expenses	3699	7000	7000	4000	7000	7000
Total			190008	250000	220000	205000	233000	233000
28		Other Expenditures						
2821		Other Current Expenditures						
	302	Contributions	22166	35000	35000	35000	35000	35000
	303	Scientific scholarships and training courses	990	5000	5000	3000	5000	5000
	305	Non-Employees' Bonuses	14498	15000	15000	6000	10000	10000
Total			37654	55000	55000	44000	50000	50000
Total of Chapter			1717235	2190000	1967000	2270000	2498000	2553000

Program : 4301 - Administration and Support Services								
Activity : 601 - Administrative and Support Services								
Group	Item	Description	Actual 2015	Estimated 2016	Re-estimated 2016	Estimated 2017	Indicative 2018	Indicative 2019
21		Compensations of Employees						
2111		Salaries, Wages and Allowances						
	101	Classified Employees	99754	100000	95000	100000	100000	100000
	102	Unclassified Employees	382778	439000	390000	450000	480000	490000
	103	Comprehensive Contract Employees	28441	40000	34000	41000	42000	43000
	105	Personal Cost of Living Allowance	304167	375000	330000	450000	480000	490000
	106	Family Cost of Living Allowance	29686	42000	35000	47000	48000	49000
	110	Overtime Allowance	9828	0	0	0	0	0
	111	Additional Allowance	381243	495000	443000	500000	560000	570000
	112	Other Allowances	0	27000	25000	27000	30000	35000
	113	Transportation Allowance	44979	55000	50000	56000	77000	78000
	114	Transport Allowance	27728	40000	35000	45000	48000	50000
	115	Field Visit Allowance	7361	10000	10000	10000	10000	10000
	116	Employees' Bonuses	39091	70000	70000	80000	80000	80000
	120	Contract Employees	18493	45000	40000	50000	75000	80000
		Total	1373549	1738000	1557000	1856000	2030000	2075000
2121		Social Security Contributions						
	301	Social Security	116024	147000	135000	165000	185000	195000
		Total	116024	147000	135000	165000	185000	195000
22		Use of Goods and Services						
2211		Use of Goods and Services						
	201	Rents	27928	50000	50000	50000	50000	50000
	202	Telecommunications Services	12622	15000	10000	11000	12000	12000
	203	Water	5000	5000	4000	4000	6000	6000
	204	Electricity	40000	35000	30000	24000	30000	30000
	205	Fuels	28650	33000	23000	25000	30000	30000
	001	Heating	5928	9000	6000	8000	10000	10000
	002	Saloon vehicles	8477	9000	7000	9000	10000	10000
	003	Transport vehicles and heavy equipment	14245	15000	10000	8000	10000	10000
	206	Maintenance of Machines, furniture and accessories	2760	4000	4000	4000	6000	6000
	207	Maintenance of vehicles, equipment and accessories	8470	15000	13000	13000	15000	15000
	208	Repair and maintenance of buildings and accessories	3298	6000	5000	5000	5000	5000
	209	Office Supplies, publications and various stationery	5347	7000	7000	5000	7000	7000
	210	Substances and raw materials (medicines, clothes, food, films, etc..)	2254	5000	5000	3000	5000	5000
	211	Cleaning services and supplies including cleaning contracts	27827	38000	38000	40000	40000	40000
	212	Insurance	7734	15000	10000	10000	13000	13000
	213	Official Travel Missions	14419	15000	14000	7000	7000	7000
	214	Goods and services expenses	3699	7000	7000	4000	7000	7000
		Total	190008	250000	220000	205000	233000	233000
28		Other Expenditures						
2821		Other Current Expenditures						
	302	Contributions	22166	35000	35000	35000	35000	35000
	303	Scientific scholarships and training courses	990	5000	5000	3000	5000	5000
	305	Non-Employees' Bonuses	14498	15000	15000	6000	10000	10000
		Total	37654	55000	55000	44000	50000	50000
		Total of Activity	1717235	2190000	1967000	2270000	2498000	2553000
		Total of Program	1717235	2190000	1967000	2270000	2498000	2553000
		Total of Chapter	1717235	2190000	1967000	2270000	2498000	2553000

Overall Summary of Capital Expenditures for the Years 2015 - 2019

Chapter : 2401 Ministry of Environment

(In JDs)

Group	Item	Description	Actual 2015	Estimated 2016	Re-estimated 2016	Estimated 2017	Indicative 2018	Indicative 2019
		Expenditures						
22		Use of Goods and Services						
2211		Use of Goods and Services						
	512	Operating and Sustaining Expenditures	1349450	1410000	1410000	1369000	1379000	1384000
Total			1349450	1410000	1410000	1369000	1379000	1384000
25		Subsidies						
2511		Subsidies to Public Corporations						
	520	Subsidies to non-financial public corporations/ capital	0	62500	62500	63000	63000	63000
Total			0	62500	62500	63000	63000	63000
26		Support/ Grants						
2632		Support to General Government Units/ Capital						
	509	Subsidy to general government units/capital	63000	0	0	0	0	0
Total			63000	0	0	0	0	0
28		Other Expenditures						
2822		Other Capital Expenditures						
	504	Studies, Research and Consultations	448150	815500	752500	844418	828000	828000
Total			448150	815500	752500	844418	828000	828000
		Fixed Assets						
31		Non-financial Assets						
3111		Buildings and Constructions						
	508	Works and Constructions	98784	1070000	920000	1025700	129000	29000
Total			98784	1070000	920000	1025700	129000	29000
3112		Devices, Machinery and Equipment						
	505	Equipment, Machines and Devices	11561	25000	23000	19000	19000	19000
	506	Vehicles and Equipment	137625	100000	0	0	0	0
Total			149186	125000	23000	19000	19000	19000
3113		Other Fixed Assets						
	511	Equipping and furnishing	6359	5000	5000	0	0	0
Total			6359	5000	5000	0	0	0
Total of Chapter			2114929	3488000	3173000	3321118	2418000	2323000

Capital Expenditures According to Program and Projects for the Years 2015 - 2019

Chapter : 2401 Ministry of Environment

(In JDs)

Program 4301 Administration and Support Services								
Project		001 Institutional Capacities Enhancement Project						
Fund Source		102001 Capital (Treasury)						
Group	item	Description	Actual 2015	Estimated 2016	Re-estimated 2016	Estimated 2017	Indicative 2018	Indicative 2019
22		Use of Goods and Services						
2211		Use of Goods and Services						
	512	Operating and Sustaining Expenditures						
	011	Capacity building expenses	72348	125000	125000	165000	165000	165000
	012	Subscriptions, insurances	0	40000	40000	56000	56000	56000
	015	Operating systems and software	14852	50000	50000	30000	30000	30000
		Total of Item	87200	215000	215000	251000	251000	251000
31		Non-financial Assets						
3112		Devices, Machinery and Equipment						
	505	Equipment, Machines and Devices						
	001	Computers and accessories	6216	10000	8000	9000	9000	9000
	003	Office supplies and equipment	4812	10000	10000	5000	5000	5000
	006	Public safety devices and equipment	533	5000	5000	5000	5000	5000
		Total of Item	11561	25000	23000	19000	19000	19000
	506	Vehicles and Equipment						
	003	Pick-up vehicles	137625	100000	0	0	0	0
		Total of Item	137625	100000	0	0	0	0
3113		Other Fixed Assets						
	511	Equipping and furnishing						
	999	n.e.c	4915	0	0	0	0	0
		Total of Item	4915	0	0	0	0	0
		Total of Project / Treasury	241301	340000	238000	270000	270000	270000
		Total of Program	241301	340000	238000	270000	270000	270000

Capital Expenditures According to Program and Projects for the Years 2015 - 2019

Chapter : 2401 Ministry of Environment

(In JDs)

Program 4305 Environmental Education and Awareness								
Project		001 Environmental Awareness Project						
Fund Source		102001 Capital (Treasury)						
Group	item	Description	Actual 2015	Estimated 2016	Re-estimated 2016	Estimated 2017	Indicative 2018	Indicative 2019
22		Use of Goods and Services						
2211		Use of Goods and Services						
	512	Operating and Sustaining Expenditures						
	017	Promotion, advertising and awareness	14910	15000	15000	20000	30000	30000
		Total of Item	14910	15000	15000	20000	30000	30000
		Total of Project / Treasury	14910	15000	15000	20000	30000	30000
Project		002 Sanitation Campaigns in the Kingdom Project - National Day for Allegiance to the Homeland						
Fund Source		102001 Capital (Treasury)						
Group	item	Description	Actual 2015	Estimated 2016	Re-estimated 2016	Estimated 2017	Indicative 2018	Indicative 2019
22		Use of Goods and Services						
2211		Use of Goods and Services						
	512	Operating and Sustaining Expenditures						
	017	Promotion, advertising and awareness	4857	20000	20000	0	0	0
		Total of Item	4857	20000	20000	0	0	0
		Total of Project / Treasury	4857	20000	20000	0	0	0
		Total of Program	19767	35000	35000	20000	30000	30000

Capital Expenditures According to Program and Projects for the Years 2015 - 2019

Chapter : 2401 Ministry of Environment

(In JDs)

Program 4310 Management of chemical substances and wastes								
Project		001 Survey of quantity & quality of hazardous and chemical wastes and liquid resulting from wastes dump						
Fund Source		102001 Capital (Treasury)						
Group	item	Description	Actual 2015	Estimated 2016	Re-estimated 2016	Estimated 2017	Indicative 2018	Indicative 2019
28		Other Expenditures						
2822		Other Capital Expenditures						
	504	Studies, Research and Consultations						
	011	Environmental studies	0	2000	2000	0	0	0
Total of Item			0	2000	2000	0	0	0
Total of Project / Treasury			0	2000	2000	0	0	0
Project		002 Monitoring Underground Water Quality Project						
Fund Source		102001 Capital (Treasury)						
Group	item	Description	Actual 2015	Estimated 2016	Re-estimated 2016	Estimated 2017	Indicative 2018	Indicative 2019
28		Other Expenditures						
2822		Other Capital Expenditures						
	504	Studies, Research and Consultations						
	011	Environmental studies	24930	45000	45000	45000	45000	45000
Total of Item			24930	45000	45000	45000	45000	45000
Total of Project / Treasury			24930	45000	45000	45000	45000	45000
Project		003 Studying the impact of pesticides on the environment						
Fund Source		102001 Capital (Treasury)						
Group	item	Description	Actual 2015	Estimated 2016	Re-estimated 2016	Estimated 2017	Indicative 2018	Indicative 2019
28		Other Expenditures						
2822		Other Capital Expenditures						
	504	Studies, Research and Consultations						
	011	Environmental studies	30475	60000	60000	60000	60000	60000
Total of Item			30475	60000	60000	60000	60000	60000
Total of Project / Treasury			30475	60000	60000	60000	60000	60000
Project		004 Developing Waste Dumping/Akaider Project						
Fund Source		102001 Capital (Treasury)						
Group	item	Description	Actual 2015	Estimated 2016	Re-estimated 2016	Estimated 2017	Indicative 2018	Indicative 2019
31		Non-financial Assets						
3111		Buildings and Constructions						
	508	Works and Constructions						
	017	Purification stations construction	0	1000000	900000	1000000	100000	0
Total of Item			0	1000000	900000	1000000	100000	0
Total of Project / Treasury			0	1000000	900000	1000000	100000	0
Project		005 Central Station for Treating Industrial Wastewater						
Fund Source		102001 Capital (Treasury)						
Group	item	Description	Actual 2015	Estimated 2016	Re-estimated 2016	Estimated 2017	Indicative 2018	Indicative 2019
31		Non-financial Assets						
3111		Buildings and Constructions						
	508	Works and Constructions						
	017	Purification stations construction	0	2000	2000	10000	10000	10000
Total of Item			0	2000	2000	10000	10000	10000
Total of Project / Treasury			0	2000	2000	10000	10000	10000

Capital Expenditures According to Program and Projects for the Years 2015 - 2019

Chapter : 2401 Ministry of Environment

(In JDs)

Program 4310 Management of chemical substances and wastes								
Project		006 Increasing the efficiency of recycling solid wastes						
Fund Source		102001 Capital (Treasury)						
Group	item	Description	Actual 2015	Estimated 2016	Re-estimated 2016	Estimated 2017	Indicative 2018	Indicative 2019
28		Other Expenditures						
2822		Other Capital Expenditures						
	504	Studies, Research and Consultations						
	011	Environmental studies	0	2000	2000	10000	10000	10000
		Total of Item	0	2000	2000	10000	10000	10000
		Total of Project / Treasury	0	2000	2000	10000	10000	10000
Project		007 Dealing with emergency cases of hazardous materials and wastes system project						
Fund Source		102001 Capital (Treasury)						
Group	item	Description	Actual 2015	Estimated 2016	Re-estimated 2016	Estimated 2017	Indicative 2018	Indicative 2019
28		Other Expenditures						
2822		Other Capital Expenditures						
	504	Studies, Research and Consultations						
	011	Environmental studies	0	15000	15000	10000	10000	10000
		Total of Item	0	15000	15000	10000	10000	10000
		Total of Project / Treasury	0	15000	15000	10000	10000	10000
Project		008 Developing and managing wastes and wastes dumps and combating flies						
Fund Source		102001 Capital (Treasury)						
Group	item	Description	Actual 2015	Estimated 2016	Re-estimated 2016	Estimated 2017	Indicative 2018	Indicative 2019
22		Use of Goods and Services						
2211		Use of Goods and Services						
	512	Operating and Sustaining Expenditures						
	999	n.e.c	19844	0	0	0	0	0
		Total of Item	19844	0	0	0	0	0
28		Other Expenditures						
2822		Other Capital Expenditures						
	504	Studies, Research and Consultations						
	011	Environmental studies	0	2500	2500	0	0	0
		Total of Item	0	2500	2500	0	0	0
		Total of Project / Treasury	19844	2500	2500	0	0	0

Capital Expenditures According to Program and Projects for the Years 2015 - 2019

Chapter : 2401 Ministry of Environment

(In JDs)

Program 4310 Management of chemical substances and wastes								
Project		009 Hazardous Wastes Treatment Center Project/ Swaqa						
Fund Source		102001 Capital (Treasury)						
Group	item	Description	Actual 2015	Estimated 2016	Re-estimated 2016	Estimated 2017	Indicative 2018	Indicative 2019
22		Use of Goods and Services						
2211		Use of Goods and Services						
	512	Operating and Sustaining Expenditures						
	002	Telephone, fax and post	2423	8000	8000	8000	8000	8000
	003	Water	1184	5000	5000	5000	5000	5000
	004	Electricity	0	10000	10000	10000	10000	10000
	005	Fuels	25626	50000	50000	50000	50000	50000
	007	Vehicles and equipment maintenance	12079	20000	20000	20000	20000	20000
	008	Qualifying and training expenses	1760	2000	2000	2000	2000	2000
	013	Services contracts	12466	12000	12000	18000	18000	18000
	017	Promotion, advertising and awareness	0	2000	2000	2000	2000	2000
	118	Payment of claims	0	0	0	58000	58000	63000
	999	n.e.c	45236	61000	61000	0	0	0
		Total of Item	100774	170000	170000	173000	173000	178000
31		Non-financial Assets						
3111		Buildings and Constructions						
	508	Works and Constructions						
	013	Miscellaneous buildings construction	2591	5000	5000	5000	5000	5000
	015	Restoration, qualification and development of Sites	0	4000	4000	4000	4000	4000
		Total of Item	2591	9000	9000	9000	9000	9000
3113		Other Fixed Assets						
	511	Equipping and furnishing						
	999	n.e.c	1444	5000	5000	0	0	0
		Total of Item	1444	5000	5000	0	0	0
		Total of Project / Treasury	104809	184000	184000	182000	182000	187000
Project		010 Building the national capacities in the field of fixed organic pollutants and elimination of PCBs						
Fund Source		102001 Capital (Treasury)						
Group	item	Description	Actual 2015	Estimated 2016	Re-estimated 2016	Estimated 2017	Indicative 2018	Indicative 2019
28		Other Expenditures						
2822		Other Capital Expenditures						
	504	Studies, Research and Consultations						
	011	Environmental studies	944	2000	2000	0	0	0
		Total of Item	944	2000	2000	0	0	0
		Total of Project / Treasury	944	2000	2000	0	0	0
Project		011 Developing the collection and management system of PCs and electrical and electronic wastes						
Fund Source		102001 Capital (Treasury)						
Group	item	Description	Actual 2015	Estimated 2016	Re-estimated 2016	Estimated 2017	Indicative 2018	Indicative 2019
28		Other Expenditures						
2822		Other Capital Expenditures						
	504	Studies, Research and Consultations						
	011	Environmental studies	325	2000	2000	10000	10000	10000
		Total of Item	325	2000	2000	10000	10000	10000
		Total of Project / Treasury	325	2000	2000	10000	10000	10000
		Total of Program	181327	1316500	1216500	1327000	427000	332000

Capital Expenditures According to Program and Projects for the Years 2015 - 2019

Chapter : 2401 Ministry of Environment

(In JDs)

Program 4315 Maintaining biodiversity, combating desertification and qualifying sites								
Project		004 The National Plan for Land Uses Project						
Fund Source		102001 Capital (Treasury)						
Group	item	Description	Actual 2015	Estimated 2016	Re-estimated 2016	Estimated 2017	Indicative 2018	Indicative 2019
22		Use of Goods and Services						
2211		Use of Goods and Services						
	512	Operating and Sustaining Expenditures						
	999	n.e.c	4091	0	0	0	0	0
		Total of Item	4091	0	0	0	0	0
28		Other Expenditures						
2822		Other Capital Expenditures						
	504	Studies, Research and Consultations						
	011	Environmental studies	0	5000	5000	0	0	0
		Total of Item	0	5000	5000	0	0	0
		Total of Project / Treasury	4091	5000	5000	0	0	0
Project		005 Completing the National Net for Protected Areas						
Fund Source		102001 Capital (Treasury)						
Group	item	Description	Actual 2015	Estimated 2016	Re-estimated 2016	Estimated 2017	Indicative 2018	Indicative 2019
22		Use of Goods and Services						
2211		Use of Goods and Services						
	512	Operating and Sustaining Expenditures						
	999	n.e.c	5000	0	0	0	0	0
		Total of Item	5000	0	0	0	0	0
28		Other Expenditures						
2822		Other Capital Expenditures						
	504	Studies, Research and Consultations						
	011	Environmental studies	0	10000	10000	10000	0	0
		Total of Item	0	10000	10000	10000	0	0
		Total of Project / Treasury	5000	10000	10000	10000	0	0
Project		007 Integrated Administration for Re-habilitating Zarqa Stream Project						
Fund Source		102001 Capital (Treasury)						
Group	item	Description	Actual 2015	Estimated 2016	Re-estimated 2016	Estimated 2017	Indicative 2018	Indicative 2019
31		Non-financial Assets						
3111		Buildings and Constructions						
	508	Works and Constructions						
	015	Restoration, qualification and development of Sites	9231	5000	5000	0	0	0
		Total of Item	9231	5000	5000	0	0	0
		Total of Project / Treasury	9231	5000	5000	0	0	0
Project		008 Rehabilitating the phosphate hills and other sites						
Fund Source		102001 Capital (Treasury)						
Group	item	Description	Actual 2015	Estimated 2016	Re-estimated 2016	Estimated 2017	Indicative 2018	Indicative 2019
31		Non-financial Assets						
3111		Buildings and Constructions						
	508	Works and Constructions						
	015	Restoration, qualification and development of Sites	1297	2000	2000	0	0	0
		Total of Item	1297	2000	2000	0	0	0
		Total of Project / Treasury	1297	2000	2000	0	0	0

Capital Expenditures According to Program and Projects for the Years 2015 - 2019

Chapter : 2401 Ministry of Environment

(In JDs)

Program 4315 Maintaining biodiversity, combating desertification and qualifying sites								
Project		010 Establishing the Ministry of Environment forest						
Fund Source		102001 Capital (Treasury)						
Group	item	Description	Actual 2015	Estimated 2016	Re-estimated 2016	Estimated 2017	Indicative 2018	Indicative 2019
31		Non-financial Assets						
3111		Buildings and Constructions						
	508	Works and Constructions						
	015	Restoration, qualification and development of Sites	0	2000	2000	0	0	0
		Total of Item	0	2000	2000	0	0	0
		Total of Project / Treasury	0	2000	2000	0	0	0
Project		012 Integrated Administration for rehabilitation of deteriorated environmentally areas						
Fund Source		102001 Capital (Treasury)						
Group	item	Description	Actual 2015	Estimated 2016	Re-estimated 2016	Estimated 2017	Indicative 2018	Indicative 2019
31		Non-financial Assets						
3111		Buildings and Constructions						
	508	Works and Constructions						
	015	Restoration, qualification and development of Sites	0	0	0	6700	10000	10000
		Total of Item	0	0	0	6700	10000	10000
		Total of Project / Treasury	0	0	0	6700	10000	10000
Project		013 Irrigation pumps working with solar energy						
Fund Source		102001 Capital (Treasury)						
Group	item	Description	Actual 2015	Estimated 2016	Re-estimated 2016	Estimated 2017	Indicative 2018	Indicative 2019
28		Other Expenditures						
2822		Other Capital Expenditures						
	504	Studies, Research and Consultations						
	011	Environmental studies	0	0	0	7418	11000	11000
		Total of Item	0	0	0	7418	11000	11000
		Total of Project / Treasury	0	0	0	7418	11000	11000
Total of Program			19619	24000	24000	24118	21000	21000

Capital Expenditures According to Program and Projects for the Years 2015 - 2019

Chapter : 2401 Ministry of Environment

(In JDs)

Program 4320 Monitoring and protecting environment components								
Project		001 Project of Studying Concentrations of Pollutants Resulting from Factories in the Air						
Fund Source		102001 Capital (Treasury)						
Group	item	Description	Actual 2015	Estimated 2016	Re-estimated 2016	Estimated 2017	Indicative 2018	Indicative 2019
28		Other Expenditures						
2822		Other Capital Expenditures						
	504	Studies, Research and Consultations						
	011	Environmental studies	213476	256000	250000	260000	260000	260000
		Total of Item	213476	256000	250000	260000	260000	260000
		Total of Project / Treasury	213476	256000	250000	260000	260000	260000
Project		002 Studying and examining soil layers						
Fund Source		102001 Capital (Treasury)						
Group	item	Description	Actual 2015	Estimated 2016	Re-estimated 2016	Estimated 2017	Indicative 2018	Indicative 2019
28		Other Expenditures						
2822		Other Capital Expenditures						
	504	Studies, Research and Consultations						
	011	Environmental studies	3000	2000	2000	0	0	0
		Total of Item	3000	2000	2000	0	0	0
		Total of Project / Treasury	3000	2000	2000	0	0	0
Project		003 Studying and Monitoring Water Quality Project						
Fund Source		102001 Capital (Treasury)						
Group	item	Description	Actual 2015	Estimated 2016	Re-estimated 2016	Estimated 2017	Indicative 2018	Indicative 2019
28		Other Expenditures						
2822		Other Capital Expenditures						
	504	Studies, Research and Consultations						
	011	Environmental studies	175000	175000	175000	175000	175000	175000
		Total of Item	175000	175000	175000	175000	175000	175000
		Total of Project / Treasury	175000	175000	175000	175000	175000	175000
Project		005 Establishing electronic system project to monitor pollution concentrations						
Fund Source		102001 Capital (Treasury)						
Group	item	Description	Actual 2015	Estimated 2016	Re-estimated 2016	Estimated 2017	Indicative 2018	Indicative 2019
22		Use of Goods and Services						
2211		Use of Goods and Services						
	512	Operating and Sustaining Expenditures						
	999	n.e.c	120000	0	0	0	0	0
		Total of Item	120000	0	0	0	0	0
28		Other Expenditures						
2822		Other Capital Expenditures						
	504	Studies, Research and Consultations						
	011	Environmental studies	0	200000	150000	210000	210000	210000
		Total of Item	0	200000	150000	210000	210000	210000
		Total of Project / Treasury	120000	200000	150000	210000	210000	210000

Capital Expenditures According to Program and Projects for the Years 2015 - 2019

Chapter : 2401 Ministry of Environment

(In JDs)

Program 4320 Monitoring and protecting environment components								
Project		006 Preparing Environmental Status and Environmental Indicators Report						
Fund Source		102001 Capital (Treasury)						
Group	item	Description	Actual 2015	Estimated 2016	Re-estimated 2016	Estimated 2017	Indicative 2018	Indicative 2019
22		Use of Goods and Services						
2211		Use of Goods and Services						
	512	Operating and Sustaining Expenditures						
	999	n.e.c	0	50000	50000	0	0	0
		Total of Item	0	50000	50000	0	0	0
28		Other Expenditures						
2822		Other Capital Expenditures						
	504	Studies, Research and Consultations						
	014	Studies, research and design	0	0	0	10000	0	0
		Total of Item	0	0	0	10000	0	0
		Total of Project / Treasury	0	50000	50000	10000	0	0
Project		007 National Project for Water Remote Control/ High Council for Sciences						
Fund Source		102001 Capital (Treasury)						
Group	item	Description	Actual 2015	Estimated 2016	Re-estimated 2016	Estimated 2017	Indicative 2018	Indicative 2019
25		Subsidies						
2511		Subsidies to Public Corporations						
	520	Subsidies to non-financial public corporations/ capital						
	003	Higher Council for Science and Technology	0	62500	62500	63000	63000	63000
		Total of Item	0	62500	62500	63000	63000	63000
26		Support/ Grants						
2632		Support to General Government Units/ Capital						
	509	Subsidy to general government units/capital						
	004	Higher Council for Science and Technology	63000	0	0	0	0	0
		Total of Item	63000	0	0	0	0	0
		Total of Project / Treasury	63000	62500	62500	63000	63000	63000
Project		008 Waterfalls Project/Jerash						
Fund Source		102001 Capital (Treasury)						
Group	item	Description	Actual 2015	Estimated 2016	Re-estimated 2016	Estimated 2017	Indicative 2018	Indicative 2019
31		Non-financial Assets						
3111		Buildings and Constructions						
	508	Works and Constructions						
	013	Miscellaneous buildings construction	85665	50000	0	0	0	0
		Total of Item	85665	50000	0	0	0	0
		Total of Project / Treasury	85665	50000	0	0	0	0
Total of Program			660141	795500	689500	718000	708000	708000

Capital Expenditures According to Program and Projects for the Years 2015 - 2019

Chapter : 2401 Ministry of Environment

(In JDs)

Program 4325 Activating Environmental Legislation								
Project		001 Environmental Police						
Fund Source		102001	Capital (Treasury)					
Group	item	Description	Actual 2015	Estimated 2016	Re-estimated 2016	Estimated 2017	Indicative 2018	Indicative 2019
22		Use of Goods and Services						
2211		Use of Goods and Services						
	512	Operating and Sustaining Expenditures						
	112	Supporting the Environment Police	800000	800000	800000	800000	800000	800000
		Total of Item	800000	800000	800000	800000	800000	800000
		Total of Project / Treasury	800000	800000	800000	800000	800000	800000
Project		002 Development and implementation of programs and control and inspection of hot sites and environmental surveillance						
Fund Source		102001	Capital (Treasury)					
Group	item	Description	Actual 2015	Estimated 2016	Re-estimated 2016	Estimated 2017	Indicative 2018	Indicative 2019
22		Use of Goods and Services						
2211		Use of Goods and Services						
	512	Operating and Sustaining Expenditures						
	999	n.e.c	19950	0	0	0	0	0
		Total of Item	19950	0	0	0	0	0
28		Other Expenditures						
2822		Other Capital Expenditures						
	504	Studies, Research and Consultations						
	011	Environmental studies	0	37000	30000	37000	37000	37000
		Total of Item	0	37000	30000	37000	37000	37000
		Total of Project / Treasury	19950	37000	30000	37000	37000	37000
Project		003 Assessment and Licensing Committees in the Field of Environmental Impact						
Fund Source		102001	Capital (Treasury)					
Group	item	Description	Actual 2015	Estimated 2016	Re-estimated 2016	Estimated 2017	Indicative 2018	Indicative 2019
22		Use of Goods and Services						
2211		Use of Goods and Services						
	512	Operating and Sustaining Expenditures						
	035	Technical and administrative support	0	0	0	125000	125000	125000
	999	n.e.c	84847	120000	120000	0	0	0
		Total of Item	84847	120000	120000	125000	125000	125000
		Total of Project / Treasury	84847	120000	120000	125000	125000	125000
Project		006 Environment Office/ Petra District						
Fund Source		102001	Capital (Treasury)					
Group	item	Description	Actual 2015	Estimated 2016	Re-estimated 2016	Estimated 2017	Indicative 2018	Indicative 2019
22		Use of Goods and Services						
2211		Use of Goods and Services						
	512	Operating and Sustaining Expenditures						
	011	Capacity building expenses	87977	20000	20000	0	0	0
		Total of Item	87977	20000	20000	0	0	0
		Total of Project / Treasury	87977	20000	20000	0	0	0
Total of Program			992774	977000	970000	962000	962000	962000
Total of Chapter			2114929	3488000	3173000	3321118	2418000	2323000