

Chapter : 3101 Ministry of Transport

- Creation:** The Ministry of Transport was established in early 1965, when it was named the Ministry of Communication (railways, aviation and ports). The Ministry acquired its official form in 1971 upon the issuance of Ministry of Transport Law No. (42) which became a permanent law in 1972 after the issuance of Law No. (89) for the year 2003, the task of the Ministry became limited to drawing up the policies and following up their implementation, provided that the affiliated authorities regulate transport activities in a manner that ensures translation of the set policies to realize their goals.
- Vision :** Sustainable, resilient, transport sector that accommodate development, to promote Jordan as a transport regional hub
- Mission:** Setting up policies for the development and sustainability of the transport sector and monitoring their implementation, enhancing the private sector role and stimulating it to invest in order to raise the transport sector efficiency, developing and planning the transport sector as well as provide a safe, high quality transport services to the community in a manner that preserves the environment and implementing Mega projects to make Jordan's position as a transport regional hub
- Legal Framework :** Under Law No. (89) for the year 2003

Tasks of the Ministry / Department:

- Set up the public policy of transportation and supervise its implementation in coordination with the concerned authorities.
- Prepare necessary studies and researches to develop the sector and issue periodic bulletins and reports on its activities.
- Conduct the necessary studies and investigations in transportation accidents and its various fields.
- Continue the application of bilateral transport agreements between the Kingdom and other countries, and international conventions in which the Kingdom is a party.
- Represent the Kingdom at any Arab and international entity concerned with transport, and follow up their activities in coordination and participation with competent entities.
- Establish and develop transport accident prevention measures in accordance with international requirements in coordination and collaboration with competent entities.
- Establish database for transportation sector

Ministry/Department Contribution to the Achievement of the National Objectives:

- To have facilities and infrastructures in Jordan with high efficiency and return.
- Develop the Jordanian economy to become prosperous and open to regional and international markets.
- Improve and preserve the quality of environment.
- Enhance government administration to be financially stable, transparent and accountable on the central and local levels.

Major Issues and Challenges which face the Ministry / Department:

- Overlapping and conflicting powers that govern and regulate the transport sector
- Shortage in some legislation governing and regulating the transport sector, support services and facilities.
- Increase in investment costs in the field of railways transport which leads to weak interest of the private sector to invest in it.
- Inability to borrow in order to finance transport projects due to public debt law constraints.
- Political conditions in the region which affect the transport movement especially transit transport
- Limited support to modern environment friendly transport systems

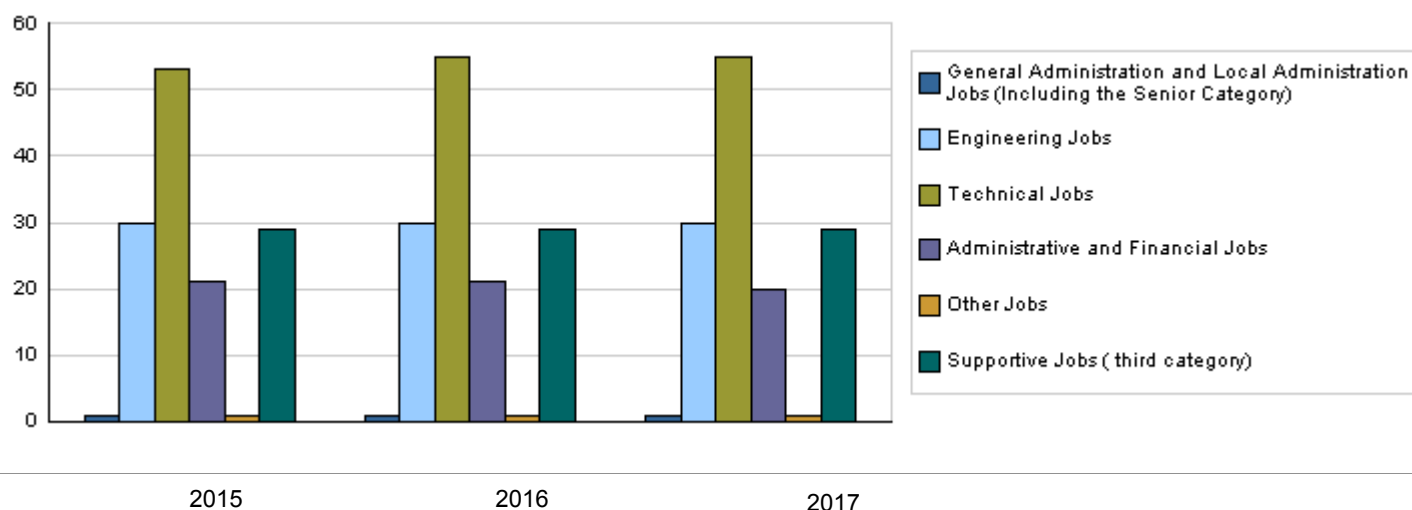
CHAPTER : 3101 Ministry of Transport

Strategic Objectives and Performance Indicators of the Ministry / Department

Strategic Objective	Performance Indicator	Base year	Value	Actual Value	Target Value	Preliminary Self Evaluation	Target Value		
				2015	2016	2016	2017	2018	2019
1 - To upgrade the institutional performance level	1 Percentage of staff satisfaction	2014	%67	%67	%68	%70	%73	%76	%79
	2 Percentage of the Ministry's partners' satisfaction	2014	%82	%83	%84	%83	%84	%84	%84
2 - To develop the transportation system	1 Percentage of transport sector contribution to GDP	2014	%8.3	%8.5	%8.6	%8.5	%8.6	%8.7	%8.7
	2 Jordan's ranking in the Global Competitiveness report in terms of logistic performance indicator	2014	160/68	160/68	160/66	160/67	160/67	160/66	160/66
	3 Percentage of achievement of programs listed under the long-term national transport strategy	2015	%6.6	%6.6	%12	%12	%20	%25	%30
3 - To enhance the public-private partnership	1 Number of partnership projects with the private sector	2014	1	1	2	1	2	2	2
4 - To facilitate the transport and trade system	1 Number of bilateral memorandums of understanding	2014	1	1	2	5	5	5	5
5 - To contribute to reducing the negative environmental effects	1 Percentage of achievement of projects (listed under Ministry of Transport strategy) aiming to reduce the negative environmental impacts	2014	%0.3	%1	%10	%5	%40	%75	%100

Number of Staff of the Ministry / Department

Group	Job	2015			2016			Preliminary 2017		
		Male	Female	Total	Male	Female	Total	Male	Female	Total
General Administration and Local Administration Jobs (Including the Senior Category)	Leadership jobs	1	0	1	1	0	1	1	0	1
Engineering Jobs	Engineer	16	14	30	16	14	30	16	14	30
Technical Jobs	Technical jobs	24	29	53	26	29	55	26	29	55
Administrative and Financial Jobs	Administrative and financial jobs	7	14	21	7	14	21	6	14	20
Other Jobs	Others	1	0	1	1	0	1	1	0	1
Supportive Jobs (third category)	Supportive jobs	25	4	29	25	4	29	25	4	29
Total		74	61	135	76	61	137	75	61	136
Total Cost of Salaries		518116	423913	942029	575850	471150	1047000	704000	576000	1280000



Key Information of the Ministry / Department

No.	Description	2013	2014	2015	2016	2017
1	Number of joint Arab transport companies working under the umbrella of the Ministry of Transport	2	2	2	2	2
2	Number of bilateral agreements signed with countries	6	10	10	15	15
3	Number of achieved studies	0	1	2	3	4
4	Number of established centers-qualified arrival and departure centers- public transportation means	0	1	1	5	5
5	Number of supporting awareness campaigns on safety standards and roads safety	1	1	1	1	1
6	Number of Queen Alia International Airport passengers (in thousands).	5640	7089	7097	7452	7824
7	Government revenues as a share of the total revenues from Queen Alia International Airport (in thousands).	36426	75482	81009	85059	89312

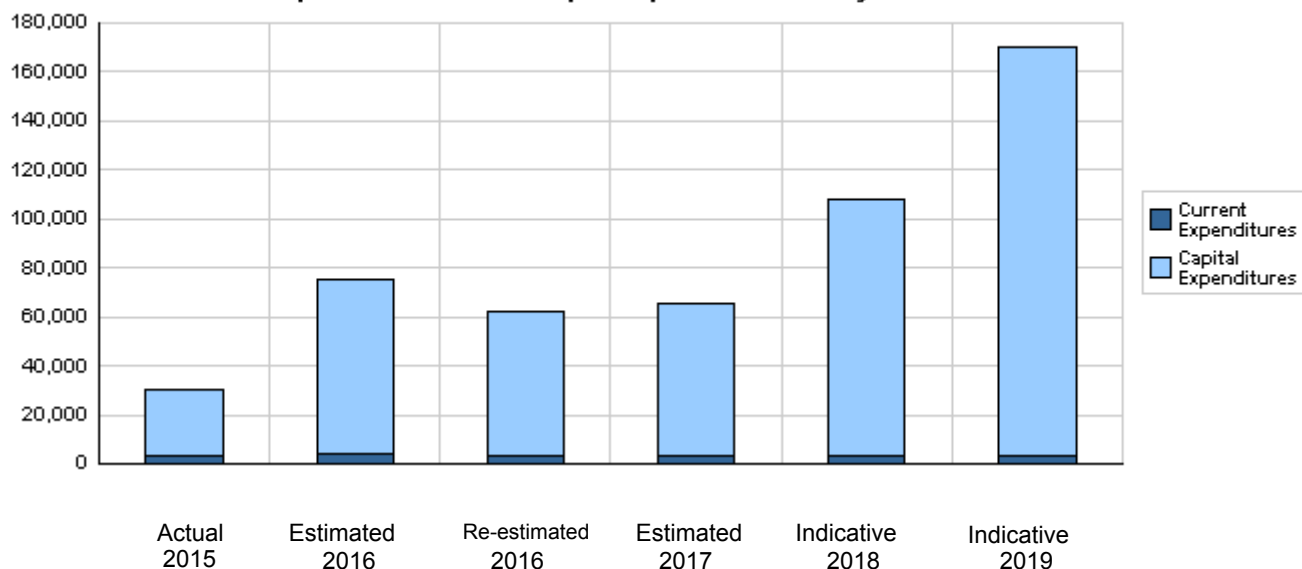
**Overall Summary of Expenditures for Chapter 3101- Ministry of Transport
for the Years 2015 - 2019**

(In JDs)

Description		Actual 2015	Estimated 2016	Re-estimated 2016	Estimated 2017	Indicative 2018 2019	
Group	Current Expenditures						
2111	Salaries, Wages and Allowances	867,711	1,087,000	969,000	1,176,000	1,198,000	1,222,000
2121	Social Security Contributions	74,318	87,000	78,000	104,000	106,000	108,000
2211	Use of Goods and Services	146,451	200,000	190,000	167,000	225,000	225,000
2631	Support to General Government Units	2,040,000	2,850,000	1,775,000	1,827,000	1,744,000	1,575,000
2821	Other Current Expenditures	32,711	45,000	35,000	23,000	40,000	40,000
Total current expenditures		3,161,191	4,269,000	3,047,000	3,297,000	3,313,000	3,170,000
Capital Expenditures							
2211	Use of Goods and Services	496,717	6,900,000	4,782,000	4,276,000	1,481,000	2,481,000
2511	Subsidies to Public Corporations	0	0	0	1,975,000	1,975,000	1,975,000
2632	Support to General Government Units/ Capital	6,990,746	6,670,000	6,250,000	6,600,000	6,550,000	6,550,000
2822	Other Capital Expenditures	1,566,948	8,923,000	7,289,000	7,004,000	7,024,000	7,024,000
3111	Buildings and Constructions	8,092,485	44,422,000	37,225,000	32,913,796	47,600,000	72,600,000
3112	Devices, Machinery and Equipment	11,029	225,000	205,000	2,257,000	4,185,000	6,185,000
3122	Inventories	0	0	0	55,000	20,000	20,000
3141	Lands	9,907,124	3,700,000	3,700,000	7,000,000	36,000,000	70,000,000
Total capital expenditures		27,065,049	70,840,000	59,451,000	62,080,796	104,835,000	166,835,000
Treasury		27,065,049	70,840,000	59,451,000	62,080,796	104,835,000	166,835,000
Total current and capital expenditures		30,226,240	75,109,000	62,498,000	65,377,796	108,148,000	170,005,000

(Thousands of JDs)

Graph of the current and capital expenditures for the years 2015 - 2019

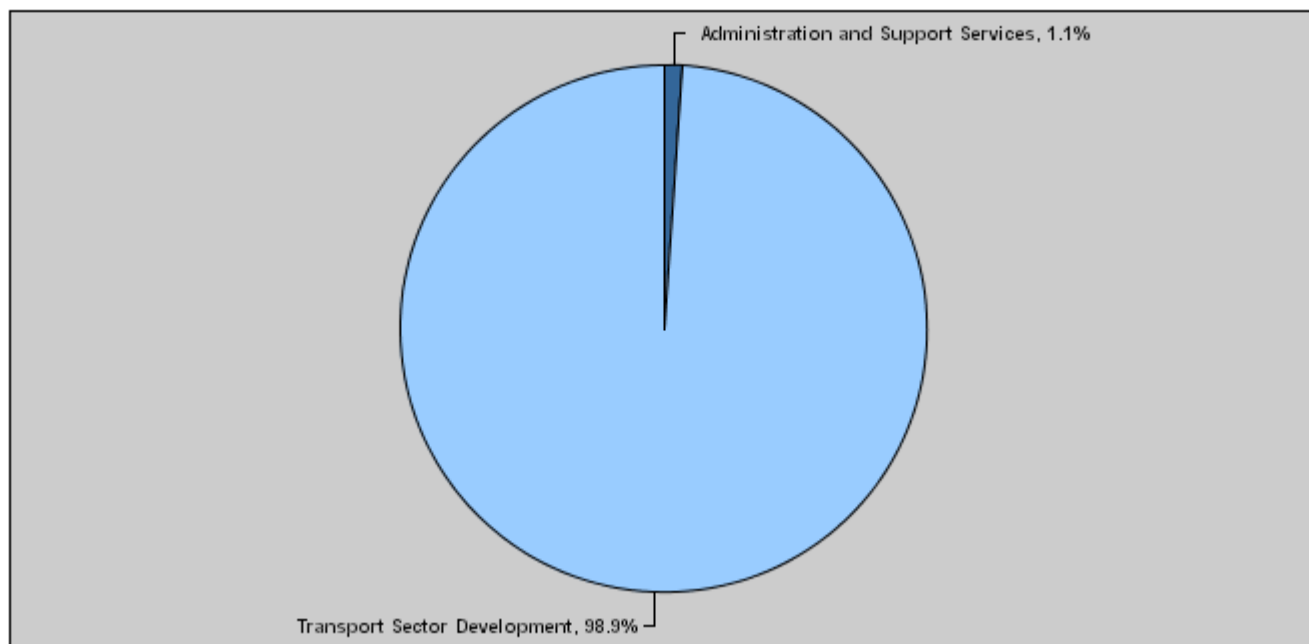


Budget of Chapter 3101 - Ministry of Transport
For the Year 2017 Distributed According to Program

(In JDs)

Prog.	Description	Current Expenditures	Capital Expenditures	Total Expenditures
5301	Administration and Support Services	750,500	0	750,500
5305	Transport Sector Development	2,546,500	62,080,796	64,627,296
	Total	3,297,000	62,080,796	65,377,796

Total Expenditures for the Year 2017 Distributed According to Programs



Estimated Allocations for Females distributed according to Programs for the Years 2015 - 2019

Program	2015	2016	2017	2018	2019
5301 Administration and Support Services	487000	343000	320000	328000	333000
5305 Transport Sector Development	14356000	30296000	31963000	52683000	82981000
Total	14843000	30639000	32283000	53011000	83314000

Budget Chapter 3101 - Ministry of Transport Distributed According to the Program

5301	Administration and Support Services Program
------	---

Objective of the program :

The program aims to upgrade and sustain the level of administrative services, secure the requirements of the Ministry's directorates, provide suitable conditions for the employees in the Ministry to perform their duties and improve the level of employees in terms of scientific and technical aspects for the purpose of providing suitable services to the Ministry's clients.

The strategic objective related to the program :

Upgrade the institutional performance level

Directorates associated with the program :

- Financial and Administrative Affairs Directorate
- Institutional Development and Human Resources Directorate
- Transport Agreements and Conventions Directorate
- Transport Information Directorate
- Internal Control Unit
- Legal Affairs Unit

Services provided by the program :

Provide the required financial support to implement the activities and projects of the Ministry.

Staff working in the program :

The program is implemented through a functional staff in 2016 estimated with (84) staff, including (51) males and (33) females .

Performance Measurement Indicators for Program

Performance Measurement Indicator	Base Year	Value	Actual value	Target Value	Preliminary Self Evaluation	Target Value		
			2015	2016		2016	2017	2018
1 Percentage of employees' satisfaction	2014	%67	%67	%68	%70	%73	%76	%79
2 Percentage of the Ministry's partners' satisfaction	2014	%82	%83	%84	%83	%84	%84	%84
3 Percentage of qualified employees	2014	%68	%68	%80	%65	%87	%87	%87

Appropriations Of Administration and Support Services Program as Per Activities and Projects. (In JDs)

Activities and Projects	Actual	Estimated	Re-estimated	Estimated	Indicative	
	2015	2016	2016	2017	2018	2019
Current Expenditures	650,037	818,000	748,000	750,500	828,500	841,500
601 Administrative and Support Services	650,037	818,000	748,000	750,500	828,500	841,500
Capital Expenditures	472,746	130,000	100,000	0	0	0
001 Administration Project	461,717	0	0	0	0	0
002 Ministry's Computerization	11,029	130,000	100,000	0	0	0
Program / Treasury	472,746	130,000	100,000	0	0	0
Total Program	1,122,783	948,000	848,000	750,500	828,500	841,500

Budget Chapter 3101 - Ministry of Transport Distributed According to the Program

5305	Transport Sector Development Program
Objective of the program :	
The program aims to upgrade the efficiency of transport sector, develop the level of service in transport sector, contribute to environment protection, raise the level of public safety and equip the private sector to invest in the transport sector.	
The strategic objective related to the program :	
1- Develop the transportation system. 2- Enhance the public-private partnership. 3- Facilitate the transport and trade system. 4- Contribute to reducing the negative environmental effects.	
Directorates associated with the program :	
- Planning and Transport Development Directorate - Transport Follow up and Assessment Directorate - Transport and Environment Safety Directorate - Executive Secretariat for Transport and Trade Facilitation Unit. - Queen Alia International Airport Project Unit	
Services provided by the program :	
- Provide direct support to the transport sector through implementing vital projects which contribute to upgrading the efficiency of the transport sector.	
Staff working in the program :	
The program is implemented through a functional staff in 2016 estimated with (53) staff, including (25) males and (28) females .	

Performance Measurement Indicators for Program									
Performance Measurement Indicator	Base Year	Value	Actual value	Target Value	Preliminary Self Evaluation	Target Value			
			2015	2016		2016	2017	2018	2019
1	Number of smart transport systems in the Kingdom	2015	-	-	1	0	1	1	2
2	Number of accomplished studies of transport sector	2014	2	2	3	3	4	5	5
3	Percentage of completion of a national railway network project and linkage with Aqaba Railway	2009	%1	%9.5	%10	%9.5	%10	%20	%30
4	Percentage of completion of the project of Bus Rapid Transit (BRT) /linkage of public transport between Amman and Zarqa	2014	%0.3	%1	%40	%5	%40	%75	%100
5	Percentage of completion of the project of Port and Amman logistic center/ Almaduna	2015	-	-	%10	%1	%10	%50	%100
6	Percentage of completion of the project of rehabilitation the runway, side corridors and facilities at Amman Civil Airport/ Jordan Airports Company	2014	%5	%5	%20	%30	%55	%70	%85
7	Percentage of completion of the project of the expansion and rehabilitation of the departure and arrival lounge and facilities at Amman Civil Airport/ Jordan Airports Company	2014	%10	%10	%40	%40	%55	%70	%100
8	Number of amended and regulated laws and pieces of legislation for all types of transport sector	2015	2	2	3	0	3	3	3

Appropriations Of Transport Sector Development Program as Per Activities and Projects. (In JDs)							
Activities and Projects		Actual 2015	Estimated 2016	Re-estimated 2016	Estimated 2017	Indicative 2018	2019
Current Expenditures		2,511,154	3,451,000	2,299,000	2,546,500	2,484,500	2,328,500
601	Regulating and developing transport sector	2,511,154	3,451,000	2,299,000	2,546,500	2,484,500	2,328,500
Capital Expenditures		26,592,303	70,710,000	59,351,000	62,080,796	104,835,000	166,835,000
001	Transport development studies	492,651	2,545,000	1,200,000	1,545,000	1,486,000	1,486,000
002	Developing Data Bank of Transport Sector	0	150,000	0	120,000	120,000	120,000
003	Establishing a national railway network and linkage with Aqaba Railway	9,931,517	5,900,000	5,826,000	10,300,000	40,000,000	74,000,000
006	Jordanian Airports Company/ Queen Alia International Airport	30,488	0	0	1,250,000	0	0
007	Support Land Transport Regulatory Commission projects	6,990,746	6,670,000	6,250,000	6,600,000	6,550,000	6,550,000
008	Bus Rapid Transit (BRT) / Linking between Amman and Zarqa previously	224,441	21,350,000	21,350,000	21,000,000	34,000,000	42,000,000
009	Project Management Unit (PMU)	476,729	798,000	798,000	219,000	119,000	119,000
010	Land Port and Amman Logistics Center / Almadonh	0	400,000	0	154,796	4,200,000	23,200,000
011	Railway extension of Shaydiyeh mines and re-loading station in Wadi Al-Yotm	5,488,731	4,897,000	0	0	0	0
012	Rehabilitating the runway, side tracks and facilities in Amman Civil Airport / Jordanian Airports Company	657,000	600,000	600,000	1,100,000	1,100,000	1,100,000

Budget Chapter 3101 - Ministry of Transport Distributed According to the Program

5305 Transport Sector Development Program		Appropriations Of Transport Sector Development Program as Per Activities and Projects. (In JDs)					
Activities and Projects		Actual 2015	Estimated 2016	Re-estimated 2016	Estimated 2017	Indicative 2018 2019	
Capital Expenditures		26,592,303	70,710,000	59,351,000	62,080,796	104,835,000	166,835,000
013	Expanding and rehabilitating the departures and arrivals hall and facilities in Amman Civil Airport / Jordanian Airports Company	500,000	1,000,000	1,000,000	500,000	500,000	500,000
014	Rehabilitating the north runway/ Queen Alia International Airport	1,800,000	10,500,000	10,500,000	300,000	0	0
015	Tracking government vehicles	0	450,000	343,700	1,148,000	285,000	285,000
016	Developing the public transport infrastructure/ Land Transport Regulatory Commission	0	8,350,000	6,450,000	4,500,000	1,000,000	1,000,000
017	Integrated system for paying fares by smart card/ Land Transport Regulatory Commission	0	0	0	384,000	4,000,000	6,000,000
018	Trucks overnight stay and waiting center / Land Transport Regulatory Commission	0	400,000	0	384,000	500,000	500,000
019	Improving public transport services	0	1,666,700	0	384,000	1,000,000	2,000,000
020	Updating system of aircrafts warehouse bags inspection	0	700,000	700,000	6,000,000	8,000,000	6,000,000
021	Restructuring capital of Comprehensive Multiple Transportations Company	0	4,333,300	4,333,300	5,292,000	1,975,000	1,975,000
022	Air Freight Center in Queen Aliaa International Airport (QAIA)	0	0	0	900,000	0	0
Program / Treasury		26,592,303	70,710,000	59,351,000	62,080,796	104,835,000	166,835,000
Total Program		29,103,457	74,161,000	61,650,000	64,627,296	107,319,500	169,163,500

Capital Expenditures Distributed According to Governorates

Chapter : 3101 Ministry of Transport

(In JDs)

Governorate		Actual 2015	Estimated 2016	Re-estimated 2016	Estimated 2017	Indicative 2018	Indicative 2019
11	National level	14204131	17870000	16093700	6420000	5565000	5505000
21	Irbid Governorate	700000	2964350	1647000	3257000	4313000	11073000
22	Mafraq Governorate	2700000	2227600	1713000	2007000	3357000	9507000
23	Jerash Governorate	0	202800	200000	282000	520000	770000
24	Ajloun Governorate	0	325600	300000	293000	1285000	1685000
31	The Capital Governorate	1781441	20368000	19931300	30683796	42331000	67331000
32	Balqa' Governorate	696826	1223000	700000	1270000	967000	1217000
33	Zarqa Governorate	0	12237050	11375000	13066000	27040000	32740000
34	Ma'daba Governorate	0	304900	300000	313000	549000	799000
41	Karak Governorate	0	600000	580000	628000	5250000	9400000
42	Ma'an Governorate	4353893	8591700	3690000	1896000	4858000	9958000
43	Tafilah Governorate	750000	1900000	1080000	1160000	4150000	8200000
44	Aqaba Governorate	1878758	2025000	1841000	805000	4650000	8650000
Total		27065049	70840000	59451000	62080796	104835000	166835000

Chapter : 3101 Ministry of Transport

(In JDs)

Current Activities Appropriations According to Program								
Prog.	Activites		Actual	Estimated	Re-estimated	Estimated	Indicative	Indicative
			2015	2016	2016	2017	2018	2019
5301	601	Administrative and Support Services	650037	818000	748000	750500	828500	841500
		Total of Program	650037	818000	748000	750500	828500	841500
5305	601	Regulating and developing transport sector	2511154	3451000	2299000	2546500	2484500	2328500
		Total of Program	2511154	3451000	2299000	2546500	2484500	2328500
		Total	3161191	4269000	3047000	3297000	3313000	3170000

Capital Projects Appropriations According to Program									
Prog.	Projects		Actual	Estimated	Re-estimated	Estimated	Indicative	Indicative	
			2015	2016	2016	2017	2018	2019	
5301	001	Administration Project	461717	0	0	0	0	0	
	002	Ministry's Computerization	11029	130000	100000	0	0	0	
		Total of Program	472746	130000	100000	0	0	0	
5305	001	Transport development studies	492651	2545000	1200000	1545000	1486000	1486000	
	002	Developing Data Bank of Transport Sector	0	150000	0	120000	120000	120000	
	003	Establishing a national railway network and linkage with Aqaba Railway	9931517	5900000	5826000	10300000	40000000	74000000	
	006	Jordanian Airports Company/ Queen Alia International Airport	30488	0	0	1250000	0	0	
	007	Support Land Transport Regulatory Commission projects	6990746	6670000	6250000	6600000	6550000	6550000	
	008	Bus Rapid Transit (BRT) / Linking between Amman and Zarqa previously	224441	21350000	21350000	21000000	34000000	42000000	
	009	Project Management Unit (PMU)	476729	798000	798000	219000	119000	119000	
	010	Land Port and Amman Logistics Center / Almadonh	0	400000	0	154796	4200000	23200000	
	011	Railway extension of Shaydiyeh mines and re-loading station in Wadi Al-Yotm	5488731	4897000	0	0	0	0	
	012	Rehabilitating the runway, side tracks and facilities in Amman Civil Airport / Jordanian Airports Company	657000	600000	600000	1100000	1100000	1100000	
	013	Expanding and rehabilitating the departures and arrivals hall and facilities in Amman Civil Airport / Jordanian Airports Company	500000	1000000	1000000	500000	500000	500000	
	014	Rehabilitating the north runway/ Queen Alia International Airport	1800000	10500000	10500000	300000	0	0	
	015	Tracking government vehicles	0	450000	343700	1148000	285000	285000	
	016	Developing the public transport infrastructure/ Land Transport Regulatory Commission	0	8350000	6450000	4500000	1000000	1000000	
	017	Integrated system for paying fares by smart card/ Land Transport Regulatory Commission	0	0	0	384000	4000000	6000000	
	018	Trucks overnight stay and waiting center / Land Transport Regulatory Commission	0	400000	0	384000	500000	500000	
	019	Improving public transport services	0	1666700	0	384000	1000000	2000000	
	020	Updating system of aircrafts warehouse bags inspection	0	700000	700000	6000000	8000000	6000000	
	021	Restructuring capital of Comprehensive Multiple Transportations Company	0	4333300	4333300	5292000	1975000	1975000	
	022	Air Freight Center in Queen Alia International Airport (QAIA)	0	0	0	900000	0	0	
			Total of Program	26592303	70710000	59351000	62080796	104835000	166835000
			Total	27065049	70840000	59451000	62080796	104835000	166835000

Overall Summary of Current Expenditures for the Years 2015 - 2019

Chapter: 3101 Ministry of Transport

(In JDs)

Group	Item	Description	Actual 2015	Estimated 2016	Re-estimated 2016	Estimated 2017	Indicative 2018	Indicative 2019
21		Compensations of Employees						
2111		Salaries, Wages and Allowances						
	101	Classified Employees	32262	34000	34000	31000	32000	32000
	102	Unclassified Employees	169295	188000	177000	181000	184000	188000
	103	Comprehensive Contract Employees	280661	334000	302000	421000	429000	438000
	105	Personal Cost of Living Allowance	133211	172000	149000	174000	176000	179000
	106	Family Cost of Living Allowance	11719	19000	14000	18000	18000	19000
	110	Overtime Allowance	14984	15000	15000	15000	15000	15000
	111	Additional Allowance	125685	164000	137000	159000	163000	167000
	113	Transportation Allowance	24795	31000	30000	34000	34000	34000
	114	Transport Allowance	11500	13000	13000	13000	15000	16000
	116	Employees' Bonuses	59885	80000	80000	80000	80000	80000
	120	Contract Employees	3714	37000	18000	50000	52000	54000
Total			867711	1087000	969000	1176000	1198000	1222000
2121		Social Security Contributions						
	301	Social Security	74318	87000	78000	104000	106000	108000
Total			74318	87000	78000	104000	106000	108000
22		Use of Goods and Services						
2211		Use of Goods and Services						
	202	Telecommunications Services	7325	14000	12000	7000	7000	7000
	203	Water	1754	3000	3000	3000	3000	3000
	204	Electricity	40087	44000	44000	44000	99000	99000
	205	Fuels	433	20000	20000	16000	16000	16000
	206	Maintenance of Machines, furniture and accessories	3887	8000	6000	6000	6000	6000
	207	Maintenance of vehicles, equipment and accessories	5012	6000	5000	5000	5000	5000
	208	Repair and maintenance of buildings and accessories	2840	5000	4000	4000	4000	4000
	209	Office Supplies, publications and various stationery	18244	21000	20000	15000	18000	18000
	210	Substances and raw materials (medicines, clothes, food, films, etc..)	2814	3000	3000	3000	3000	3000
	211	Cleaning services and supplies including cleaning contracts	27691	38000	37000	38000	38000	38000
	212	Insurance	4035	5000	5000	5000	5000	5000
	213	Official Travel Missions	19909	20000	20000	10000	10000	10000
	214	Goods and services expenses	12420	13000	11000	11000	11000	11000
Total			146451	200000	190000	167000	225000	225000
26		Support/ Grants						
2631		Support to General Government Units						
	313	Support to general government units/current	2040000	2850000	1775000	1827000	1744000	1575000
Total			2040000	2850000	1775000	1827000	1744000	1575000
28		Other Expenditures						
2821		Other Current Expenditures						
	302	Contributions	10000	10000	0	0	0	0
	303	Scientific scholarships and training courses	11929	10000	10000	8000	15000	15000
	305	Non-Employees' Bonuses	10782	25000	25000	15000	25000	25000
Total			32711	45000	35000	23000	40000	40000
Total of Chapter			3161191	4269000	3047000	3297000	3313000	3170000

Current Expenditures According to Program and Activities for the Years 2015 - 2019

Chapter : 3101 - Ministry of Transport

(In JDs)

Program : 5301 - Administration and Support Services								
Activity : 601 - Administrative and Support Services								
Group	Item	Description	Actual 2015	Estimated 2016	Re-estimated 2016	Estimated 2017	Indicative 2018	Indicative 2019
21		Compensations of Employees						
2111		Salaries, Wages and Allowances						
	101	Classified Employees	32262	34000	34000	31000	32000	32000
	102	Unclassified Employees	125921	144000	137000	140000	142000	145000
	103	Comprehensive Contract Employees	33991	47000	47000	50000	51000	52000
	105	Personal Cost of Living Allowance	107252	133000	116000	121000	123000	126000
	106	Family Cost of Living Allowance	8917	13000	10000	11000	11000	12000
	110	Overtime Allowance	10994	11000	11000	11000	11000	11000
	111	Additional Allowance	76233	95000	85000	87000	89000	91000
	113	Transportation Allowance	14830	17000	17000	17000	17000	17000
	114	Transport Allowance	9540	11000	11000	11000	12000	13000
	116	Employees' Bonuses	44945	60000	60000	60000	60000	60000
	120	Contract Employees	3714	23000	10000	19000	20000	21000
		Total	468599	588000	538000	558000	568000	580000
2121		Social Security Contributions						
	301	Social Security	34904	38000	38000	44000	45000	46000
		Total	34904	38000	38000	44000	45000	46000
22		Use of Goods and Services						
2211		Use of Goods and Services						
	202	Telecommunications Services	7325	12000	10000	5000	5000	5000
	203	Water	1754	2000	2000	2000	2000	2000
	204	Electricity	31087	35000	35000	35000	90000	90000
	205	Fuels	433	14000	14000	12000	12000	12000
	001	Heating	12	7000	7000	6000	6000	6000
	002	Saloon vehicles	421	5000	5000	5000	5000	5000
	003	Transport vehicles and heavy equipment	0	2000	2000	1000	1000	1000
	206	Maintenance of Machines, furniture and accessories	3887	7000	5000	5000	5000	5000
	207	Maintenance of vehicles, equipment and accessories	4682	5000	4000	4000	4000	4000
	208	Repair and maintenance of buildings and accessories	2840	5000	4000	4000	4000	4000
	209	Office Supplies, publications and various stationery	15029	17000	16000	12000	14000	14000
	210	Substances and raw materials (medicines, clothes, food, films, etc..)	2000	2000	2000	2000	2000	2000
	211	Cleaning services and supplies including cleaning contracts	27691	38000	37000	38000	38000	38000
	212	Insurance	4035	4000	4000	4000	4000	4000
	213	Official Travel Missions	12956	13000	13000	6500	6500	6500
	214	Goods and services expenses	7896	8000	6000	6000	6000	6000
		Total	121615	162000	152000	135500	192500	192500
28		Other Expenditures						
2821		Other Current Expenditures						
	302	Contributions	10000	10000	0	0	0	0
	303	Scientific scholarships and training courses	6977	7000	7000	5000	10000	10000
	305	Non-Employees' Bonuses	7942	13000	13000	8000	13000	13000
		Total	24919	30000	20000	13000	23000	23000
		Total of Activity	650037	818000	748000	750500	828500	841500
		Total of Program	650037	818000	748000	750500	828500	841500

Current Expenditures According to Program and Activities for the Years 2015 - 2019

Chapter : 3101 - Ministry of Transport

(In JDs)

Program : 5305 - Transport Sector Development								
Activity : 601 - Regulating and developing transport sector								
Group	Item	Description	Actual 2015	Estimated 2016	Re-estimated 2016	Estimated 2017	Indicative 2018	Indicative 2019
21		Compensations of Employees						
2111		Salaries, Wages and Allowances						
	102	Unclassified Employees	43374	44000	40000	41000	42000	43000
	103	Comprehensive Contract Employees	246670	287000	255000	371000	378000	386000
	105	Personal Cost of Living Allowance	25959	39000	33000	53000	53000	53000
	106	Family Cost of Living Allowance	2802	6000	4000	7000	7000	7000
	110	Overtime Allowance	3990	4000	4000	4000	4000	4000
	111	Additional Allowance	49452	69000	52000	72000	74000	76000
	113	Transportation Allowance	9965	14000	13000	17000	17000	17000
	114	Transport Allowance	1960	2000	2000	2000	3000	3000
	116	Employees' Bonuses	14940	20000	20000	20000	20000	20000
	120	Contract Employees	0	14000	8000	31000	32000	33000
		Total	399112	499000	431000	618000	630000	642000
2121		Social Security Contributions						
	301	Social Security	39414	49000	40000	60000	61000	62000
		Total	39414	49000	40000	60000	61000	62000
22		Use of Goods and Services						
2211		Use of Goods and Services						
	202	Telecommunications Services	0	2000	2000	2000	2000	2000
	203	Water	0	1000	1000	1000	1000	1000
	204	Electricity	9000	9000	9000	9000	9000	9000
	205	Fuels	0	6000	6000	4000	4000	4000
	001	Heating	0	3000	3000	2000	2000	2000
	002	Saloon vehicles	0	2000	2000	1000	1000	1000
	003	Transport vehicles and heavy equipment	0	1000	1000	1000	1000	1000
	206	Maintenance of Machines, furniture and accessories	0	1000	1000	1000	1000	1000
	207	Maintenance of vehicles, equipment and accessories	330	1000	1000	1000	1000	1000
	209	Office Supplies, publications and various stationery	3215	4000	4000	3000	4000	4000
	210	Substances and raw materials (medicines, clothes, food, films, etc..)	814	1000	1000	1000	1000	1000
	212	Insurance	0	1000	1000	1000	1000	1000
	213	Official Travel Missions	6953	7000	7000	3500	3500	3500
	214	Goods and services expenses	4524	5000	5000	5000	5000	5000
		Total	24836	38000	38000	31500	32500	32500
26		Support/ Grants						
2631		Support to General Government Units						
	313	Support to general government units/current	2040000	2850000	1775000	1827000	1744000	1575000
	032	Land Transport Regulatory Commission	40000	0	0	0	0	0
	038	Civil Aviation Regulatory Commission	2000000	2850000	1775000	1827000	1744000	1575000
		Total	2040000	2850000	1775000	1827000	1744000	1575000
28		Other Expenditures						
2821		Other Current Expenditures						
	303	Scientific scholarships and training courses	4952	3000	3000	3000	5000	5000
	305	Non-Employees' Bonuses	2840	12000	12000	7000	12000	12000
		Total	7792	15000	15000	10000	17000	17000
		Total of Activity	2511154	3451000	2299000	2546500	2484500	2328500
		Total of Program	2511154	3451000	2299000	2546500	2484500	2328500
		Total of Chapter	3161191	4269000	3047000	3297000	3313000	3170000

Overall Summary of Capital Expenditures for the Years 2015 - 2019

Chapter : 3101 Ministry of Transport

(In JDs)

Group	Item	Description	Actual 2015	Estimated 2016	Re-estimated 2016	Estimated 2017	Indicative 2018	Indicative 2019
		Expenditures						
22		Use of Goods and Services						
2211		Use of Goods and Services						
	512	Operating and Sustaining Expenditures	496717	6900000	4782000	4276000	1481000	2481000
Total			496717	6900000	4782000	4276000	1481000	2481000
25		Subsidies						
2511		Subsidies to Public Corporations						
	520	Subsidies to non-financial public corporations/ capital	0	0	0	1975000	1975000	1975000
Total			0	0	0	1975000	1975000	1975000
26		Support/ Grants						
2632		Support to General Government Units/ Capital						
	509	Subsidy to general government units/capital	6990746	6670000	6250000	6600000	6550000	6550000
Total			6990746	6670000	6250000	6600000	6550000	6550000
28		Other Expenditures						
2822		Other Capital Expenditures						
	504	Studies, Research and Consultations	1566948	8923000	7289000	7004000	7024000	7024000
Total			1566948	8923000	7289000	7004000	7024000	7024000
		Fixed Assets						
31		Non-financial Assets						
3111		Buildings and Constructions						
	508	Works and Constructions	8092485	44422000	37225000	32913796	47600000	72600000
Total			8092485	44422000	37225000	32913796	47600000	72600000
3112		Devices, Machinery and Equipment						
	505	Equipment, Machines and Devices	11029	225000	205000	2257000	4185000	6185000
Total			11029	225000	205000	2257000	4185000	6185000
3122		Inventories						
	503	Materials and supplies	0	0	0	55000	20000	20000
Total			0	0	0	55000	20000	20000
3141		Lands						
	507	Lands	9907124	3700000	3700000	7000000	36000000	70000000
Total			9907124	3700000	3700000	7000000	36000000	70000000
Total of Chapter			27065049	70840000	59451000	62080796	104835000	166835000

Capital Expenditures According to Program and Projects for the Years 2015 - 2019

Chapter : 3101 Ministry of Transport

(In JDs)

Program 5301 Administration and Support Services								
Project		001 Administration Project						
Fund Source		102001 Capital (Treasury)						
Group	item	Description	Actual 2015	Estimated 2016	Re-estimated 2016	Estimated 2017	Indicative 2018	Indicative 2019
22		Use of Goods and Services						
2211		Use of Goods and Services						
	512	Operating and Sustaining Expenditures						
	003	Water	1586	0	0	0	0	0
	004	Electricity	78940	0	0	0	0	0
	005	Fuels	16313	0	0	0	0	0
	011	Capacity building expenses	290758	0	0	0	0	0
	012	Subscriptions, insurances	7759	0	0	0	0	0
	013	Services contracts	48948	0	0	0	0	0
	018	Computer networks maintenance	12476	0	0	0	0	0
	100	Expenses of Transport and Trade Facilitation Secretariat General Unit	4937	0	0	0	0	0
		Total of Item	461717	0	0	0	0	0
		Total of Project / Treasury	461717	0	0	0	0	0
Project		002 Ministry's Computerization						
Fund Source		102001 Capital (Treasury)						
Group	item	Description	Actual 2015	Estimated 2016	Re-estimated 2016	Estimated 2017	Indicative 2018	Indicative 2019
22		Use of Goods and Services						
2211		Use of Goods and Services						
	512	Operating and Sustaining Expenditures						
	012	Subscriptions, insurances	0	8000	8000	0	0	0
	018	Computer networks maintenance	0	62000	52000	0	0	0
		Total of Item	0	70000	60000	0	0	0
31		Non-financial Assets						
3112		Devices, Machinery and Equipment						
	505	Equipment, Machines and Devices						
	001	Computers and accessories	8310	25000	20000	0	0	0
	006	Public safety devices and equipment	2719	5000	5000	0	0	0
	069	Modernizing and developing devices and equipment	0	30000	15000	0	0	0
		Total of Item	11029	60000	40000	0	0	0
		Total of Project / Treasury	11029	130000	100000	0	0	0
		Total of Program	472746	130000	100000	0	0	0

Capital Expenditures According to Program and Projects for the Years 2015 - 2019

Chapter : 3101 Ministry of Transport

(In JDs)

Program 5305 Transport Sector Development								
Project		001 Transport development studies						
Fund Source		102001	Capital (Treasury)					
Group	item	Description	Actual 2015	Estimated 2016	Re-estimated 2016	Estimated 2017	Indicative 2018	Indicative 2019
22		Use of Goods and Services						
2211		Use of Goods and Services						
	512	Operating and Sustaining Expenditures						
	011	Capacity building expenses	0	100000	100000	100000	100000	100000
	012	Subscriptions, insurances	0	0	0	8500	11000	11000
	013	Services contracts	0	240000	55000	96500	70000	70000
	018	Computer networks maintenance	0	0	0	50000	50000	50000
	100	Expenses of Transport and Trade Facilitation Secretariat General Unit	0	20000	20000	20000	20000	20000
		Total of Item	0	360000	175000	275000	251000	251000
28		Other Expenditures						
2822		Other Capital Expenditures						
	504	Studies, Research and Consultations						
	037	Studies of the transport sector	492651	2160000	1000000	1200000	1200000	1200000
		Total of Item	492651	2160000	1000000	1200000	1200000	1200000
31		Non-financial Assets						
3111		Buildings and Constructions						
	508	Works and Constructions						
	013	Miscellaneous buildings construction	0	25000	25000	25000	0	0
		Total of Item	0	25000	25000	25000	0	0
3112		Devices, Machinery and Equipment						
	505	Equipment, Machines and Devices						
	001	Computers and accessories	0	0	0	20000	30000	30000
	006	Public safety devices and equipment	0	0	0	5000	5000	5000
	069	Modernizing and developing devices and equipment	0	0	0	20000	0	0
		Total of Item	0	0	0	45000	35000	35000
		Total of Project / Treasury	492651	2545000	1200000	1545000	1486000	1486000
Project		002 Developing Data Bank of Transport Sector						
Fund Source		102001	Capital (Treasury)					
Group	item	Description	Actual 2015	Estimated 2016	Re-estimated 2016	Estimated 2017	Indicative 2018	Indicative 2019
22		Use of Goods and Services						
2211		Use of Goods and Services						
	512	Operating and Sustaining Expenditures						
	013	Services contracts	0	150000	0	120000	120000	120000
		Total of Item	0	150000	0	120000	120000	120000
		Total of Project / Treasury	0	150000	0	120000	120000	120000

Capital Expenditures According to Program and Projects for the Years 2015 - 2019

Chapter : 3101 Ministry of Transport

(In JDs)

Program 5305 Transport Sector Development								
Project		003 Establishing a national railway network and linkage with Aqaba Railway						
Fund Source		102001 Capital (Treasury)						
Group	item	Description	Actual 2015	Estimated 2016	Re-estimated 2016	Estimated 2017	Indicative 2018	Indicative 2019
28		Other Expenditures						
2822		Other Capital Expenditures						
	504	Studies, Research and Consultations						
	015	Studies, consultations and engineering plans	24393	2200000	2126000	3000000	3000000	3000000
		Total of Item	24393	2200000	2126000	3000000	3000000	3000000
31		Non-financial Assets						
3111		Buildings and Constructions						
	508	Works and Constructions						
	013	Miscellaneous buildings construction	0	0	0	300000	1000000	1000000
		Total of Item	0	0	0	300000	1000000	1000000
3141		Lands						
	507	Lands						
	001	Lands expropriation and purchase	9907124	3700000	3700000	7000000	36000000	70000000
		Total of Item	9907124	3700000	3700000	7000000	36000000	70000000
		Total of Project / Treasury	9931517	5900000	5826000	10300000	40000000	74000000
Project		006 Jordanian Airports Company/ Queen Alia International Airport						
Fund Source		102001 Capital (Treasury)						
Group	item	Description	Actual 2015	Estimated 2016	Re-estimated 2016	Estimated 2017	Indicative 2018	Indicative 2019
31		Non-financial Assets						
3111		Buildings and Constructions						
	508	Works and Constructions						
	013	Miscellaneous buildings construction	30488	0	0	1250000	0	0
		Total of Item	30488	0	0	1250000	0	0
		Total of Project / Treasury	30488	0	0	1250000	0	0
Project		007 Support Land Transport Regulatory Commission projects						
Fund Source		102001 Capital (Treasury)						
Group	item	Description	Actual 2015	Estimated 2016	Re-estimated 2016	Estimated 2017	Indicative 2018	Indicative 2019
26		Support/ Grants						
2632		Support to General Government Units/ Capital						
	509	Subsidy to general government units/capital						
	062	Land Transport Regulatory Commission	6990746	6670000	6250000	6600000	6550000	6550000
		Total of Item	6990746	6670000	6250000	6600000	6550000	6550000
		Total of Project / Treasury	6990746	6670000	6250000	6600000	6550000	6550000
Project		008 Bus Rapid Transit (BRT) / Linking between Amman and Zarqa previously						
Fund Source		102001 Capital (Treasury)						
Group	item	Description	Actual 2015	Estimated 2016	Re-estimated 2016	Estimated 2017	Indicative 2018	Indicative 2019
28		Other Expenditures						
2822		Other Capital Expenditures						
	504	Studies, Research and Consultations						
	015	Studies, consultations and engineering plans	224441	2000000	2000000	2000000	2000000	2000000
		Total of Item	224441	2000000	2000000	2000000	2000000	2000000
31		Non-financial Assets						
3111		Buildings and Constructions						
	508	Works and Constructions						
	064	Infrastructure constructions	0	19350000	19350000	19000000	32000000	40000000
		Total of Item	0	19350000	19350000	19000000	32000000	40000000
		Total of Project / Treasury	224441	21350000	21350000	21000000	34000000	42000000

Capital Expenditures According to Program and Projects for the Years 2015 - 2019

Chapter : 3101 Ministry of Transport

(In JDs)

Program 5305 Transport Sector Development								
Project		009 Project Management Unit (PMU)						
Fund Source		102001 Capital (Treasury)						
Group	item	Description	Actual 2015	Estimated 2016	Re-estimated 2016	Estimated 2017	Indicative 2018	Indicative 2019
22		Use of Goods and Services						
2211		Use of Goods and Services						
	512	Operating and Sustaining Expenditures						
	065	Various activities	0	0	0	35000	35000	35000
	999	n.e.c	35000	35000	35000	0	0	0
		Total of Item	35000	35000	35000	35000	35000	35000
28		Other Expenditures						
2822		Other Capital Expenditures						
	504	Studies, Research and Consultations						
	027	Purchasing consultation services	441729	763000	763000	184000	84000	84000
		Total of Item	441729	763000	763000	184000	84000	84000
		Total of Project / Treasury	476729	798000	798000	219000	119000	119000
Project		010 Land Port and Amman Logistics Center / Almadonh						
Fund Source		102001 Capital (Treasury)						
Group	item	Description	Actual 2015	Estimated 2016	Re-estimated 2016	Estimated 2017	Indicative 2018	Indicative 2019
28		Other Expenditures						
2822		Other Capital Expenditures						
	504	Studies, Research and Consultations						
	027	Purchasing consultation services	0	400000	0	100000	200000	200000
		Total of Item	0	400000	0	100000	200000	200000
31		Non-financial Assets						
3111		Buildings and Constructions						
	508	Works and Constructions						
	013	Miscellaneous buildings construction	0	0	0	54796	4000000	23000000
		Total of Item	0	0	0	54796	4000000	23000000
		Total of Project / Treasury	0	400000	0	154796	4200000	23200000
Project		011 Railway extension of Shaydiyeh mines and re-loading station in Wadi Al-Yotm						
Fund Source		102001 Capital (Treasury)						
Group	item	Description	Actual 2015	Estimated 2016	Re-estimated 2016	Estimated 2017	Indicative 2018	Indicative 2019
28		Other Expenditures						
2822		Other Capital Expenditures						
	504	Studies, Research and Consultations						
	015	Studies, consultations and engineering plans	383734	0	0	0	0	0
		Total of Item	383734	0	0	0	0	0
31		Non-financial Assets						
3111		Buildings and Constructions						
	508	Works and Constructions						
	040	Various constructions	5104997	4897000	0	0	0	0
		Total of Item	5104997	4897000	0	0	0	0
		Total of Project / Treasury	5488731	4897000	0	0	0	0

Capital Expenditures According to Program and Projects for the Years 2015 - 2019

Chapter : 3101 Ministry of Transport

(In JDs)

Program 5305 Transport Sector Development								
Project		012 Rehabilitating the runway, side tracks and facilities in Amman Civil Airport / Jordanian Airports Company						
Fund Source		102001 Capital (Treasury)						
Group	item	Description	Actual 2015	Estimated 2016	Re-estimated 2016	Estimated 2017	Indicative 2018	Indicative 2019
31		Non-financial Assets						
3111		Buildings and Constructions						
	508	Works and Constructions						
	040	Various constructions	657000	600000	600000	1100000	1100000	1100000
		Total of Item	657000	600000	600000	1100000	1100000	1100000
		Total of Project / Treasury	657000	600000	600000	1100000	1100000	1100000
Project		013 Expanding and rehabilitating the departures and arrivals hall and facilities in Amman Civil Airport / Jordanian Airports Company						
Fund Source		102001 Capital (Treasury)						
Group	item	Description	Actual 2015	Estimated 2016	Re-estimated 2016	Estimated 2017	Indicative 2018	Indicative 2019
31		Non-financial Assets						
3111		Buildings and Constructions						
	508	Works and Constructions						
	040	Various constructions	500000	1000000	1000000	500000	500000	500000
		Total of Item	500000	1000000	1000000	500000	500000	500000
		Total of Project / Treasury	500000	1000000	1000000	500000	500000	500000
Project		014 Rehabilitating the north runway/ Queen Alia International Airport						
Fund Source		102001 Capital (Treasury)						
Group	item	Description	Actual 2015	Estimated 2016	Re-estimated 2016	Estimated 2017	Indicative 2018	Indicative 2019
31		Non-financial Assets						
3111		Buildings and Constructions						
	508	Works and Constructions						
	040	Various constructions	1800000	10500000	10500000	300000	0	0
		Total of Item	1800000	10500000	10500000	300000	0	0
		Total of Project / Treasury	1800000	10500000	10500000	300000	0	0

Capital Expenditures According to Program and Projects for the Years 2015 - 2019

Chapter : 3101 Ministry of Transport

(In JDs)

Program 5305 Transport Sector Development								
Project		015 Tracking government vehicles						
Fund Source		102001 Capital (Treasury)						
Group	item	Description	Actual 2015	Estimated 2016	Re-estimated 2016	Estimated 2017	Indicative 2018	Indicative 2019
22		Use of Goods and Services						
2211		Use of Goods and Services						
	512	Operating and Sustaining Expenditures						
	011	Capacity building expenses	0	25000	25000	45000	25000	25000
	015	Operating systems and software	0	260000	153700	100000	50000	50000
		Total of Item	0	285000	178700	145000	75000	75000
28		Other Expenditures						
2822		Other Capital Expenditures						
	504	Studies, Research and Consultations						
	027	Purchasing consultation services	0	0	0	20000	40000	40000
		Total of Item	0	0	0	20000	40000	40000
31		Non-financial Assets						
3112		Devices, Machinery and Equipment						
	505	Equipment, Machines and Devices						
	001	Computers and accessories	0	165000	165000	0	0	0
	055	Technical devices	0	0	0	928000	150000	150000
		Total of Item	0	165000	165000	928000	150000	150000
3122		Inventories						
	503	Materials and supplies						
	020	Office supplies	0	0	0	55000	20000	20000
		Total of Item	0	0	0	55000	20000	20000
		Total of Project / Treasury	0	450000	343700	1148000	285000	285000
Project		016 Developing the public transport infrastructure/ Land Transport Regulatory Commission						
Fund Source		102001 Capital (Treasury)						
Group	item	Description	Actual 2015	Estimated 2016	Re-estimated 2016	Estimated 2017	Indicative 2018	Indicative 2019
28		Other Expenditures						
2822		Other Capital Expenditures						
	504	Studies, Research and Consultations						
	014	Studies, research and design	0	700000	700000	500000	500000	500000
		Total of Item	0	700000	700000	500000	500000	500000
31		Non-financial Assets						
3111		Buildings and Constructions						
	508	Works and Constructions						
	013	Miscellaneous buildings construction	0	250000	150000	1000000	0	0
	023	Stations construction and completion	0	7400000	5600000	3000000	500000	500000
		Total of Item	0	7650000	5750000	4000000	500000	500000
		Total of Project / Treasury	0	8350000	6450000	4500000	1000000	1000000
Project		017 Integrated system for paying fares by smart card/ Land Transport Regulatory Commission						
Fund Source		102001 Capital (Treasury)						
Group	item	Description	Actual 2015	Estimated 2016	Re-estimated 2016	Estimated 2017	Indicative 2018	Indicative 2019
31		Non-financial Assets						
3112		Devices, Machinery and Equipment						
	505	Equipment, Machines and Devices						
	055	Technical devices	0	0	0	384000	4000000	6000000
		Total of Item	0	0	0	384000	4000000	6000000
		Total of Project / Treasury	0	0	0	384000	4000000	6000000

Capital Expenditures According to Program and Projects for the Years 2015 - 2019

Chapter : 3101 Ministry of Transport

(In JDs)

Program 5305 Transport Sector Development								
Project		018 Trucks overnight stay and waiting center / Land Transport Regulatory Commission						
Fund Source		102001 Capital (Treasury)						
Group	item	Description	Actual 2015	Estimated 2016	Re-estimated 2016	Estimated 2017	Indicative 2018	Indicative 2019
31		Non-financial Assets						
3111		Buildings and Constructions						
	508	Works and Constructions						
	036	Construction of yards	0	400000	0	384000	500000	500000
		Total of Item	0	400000	0	384000	500000	500000
		Total of Project / Treasury	0	400000	0	384000	500000	500000
Project		019 Improving public transport services						
Fund Source		102001 Capital (Treasury)						
Group	item	Description	Actual 2015	Estimated 2016	Re-estimated 2016	Estimated 2017	Indicative 2018	Indicative 2019
22		Use of Goods and Services						
2211		Use of Goods and Services						
	512	Operating and Sustaining Expenditures						
	023	Operation contracts	0	833350	0	192000	500000	1000000
	065	Various activities	0	833350	0	192000	500000	1000000
		Total of Item	0	1666700	0	384000	1000000	2000000
		Total of Project / Treasury	0	1666700	0	384000	1000000	2000000
Project		020 Updating system of aircrafts warehouse bags inspection						
Fund Source		102001 Capital (Treasury)						
Group	item	Description	Actual 2015	Estimated 2016	Re-estimated 2016	Estimated 2017	Indicative 2018	Indicative 2019
28		Other Expenditures						
2822		Other Capital Expenditures						
	504	Studies, Research and Consultations						
	014	Studies, research and design	0	700000	700000	0	0	0
		Total of Item	0	700000	700000	0	0	0
31		Non-financial Assets						
3111		Buildings and Constructions						
	508	Works and Constructions						
	013	Miscellaneous buildings construction	0	0	0	6000000	8000000	6000000
		Total of Item	0	0	0	6000000	8000000	6000000
		Total of Project / Treasury	0	700000	700000	6000000	8000000	6000000
Project		021 Restructuring capital of Comprehensive Multiple Transportations Company						
Fund Source		102001 Capital (Treasury)						
Group	item	Description	Actual 2015	Estimated 2016	Re-estimated 2016	Estimated 2017	Indicative 2018	Indicative 2019
22		Use of Goods and Services						
2211		Use of Goods and Services						
	512	Operating and Sustaining Expenditures						
	125	Government's share in increasing the company's capital	0	4333300	4333300	3317000	0	0
		Total of Item	0	4333300	4333300	3317000	0	0
25		Subsidies						
2511		Subsidies to Public Corporations						
	520	Subsidies to non-financial public corporations/ capital						
	012	Support to various government programs and activities	0	0	0	1975000	1975000	1975000
		Total of Item	0	0	0	1975000	1975000	1975000
		Total of Project / Treasury	0	4333300	4333300	5292000	1975000	1975000

Capital Expenditures According to Program and Projects for the Years 2015 - 2019

Chapter : 3101 Ministry of Transport

(In JDs)

Program 5305 Transport Sector Development								
Project		022 Air Freight Center in Queen Aliaa International Airport (QAIA)						
Fund Source		102001 Capital (Treasury)						
Group	item	Description	Actual 2015	Estimated 2016	Re-estimated 2016	Estimated 2017	Indicative 2018	Indicative 2019
31		Non-financial Assets						
3112		Devices, Machinery and Equipment						
	505	Equipment, Machines and Devices						
	018	Security and inspection devices	0	0	0	900000	0	0
		Total of Item	0	0	0	900000	0	0
		Total of Project / Treasury	0	0	0	900000	0	0
		Total of Program	26592303	70710000	59351000	62080796	104835000	166835000
		Total of Chapter	27065049	70840000	59451000	62080796	104835000	166835000