

Chapter : 2704 Jordan Food and Drug Administration

Creation: Jordan Food and Drug Administration was established with a temporary law no. (31) for 2003 and the permanent law no.(41) of the Administration was approved in 2008.

Vision : Excellence regionally and internationally in the field of food and drug control.

Mission: Ensure the safety and quality of food and its suitability for human consumption and the effectiveness, quality and safety of medicine and related materials through the implementation of monitoring systems based on scientific foundations and international standards and enhancing cooperation with partners.

Legal Framework : As per Jordan Food and Drug Administration No. (42) for 2008

Ministry/Department Contribution to the Achievement of the National Objectives:

- _ Jordanian citizens enjoying decent level of health at different levels
- _ Develop the Jordanian economy to become prosperous and open to regional and international markets

Major Issues and Challenges which face the Ministry / Department:

- _ Competition to attract existing competences in the Corporation by other entities
- _ Multiple monitoring authorities which lead to interference of authorities and duplication
- _ Rapid development in food and drug sciences as well as tests and lab equipment and international legislations.
- _ Political factors surrounding the region and subsequent immigrations and asylum camps which lay additional burden on the Corporation's activities

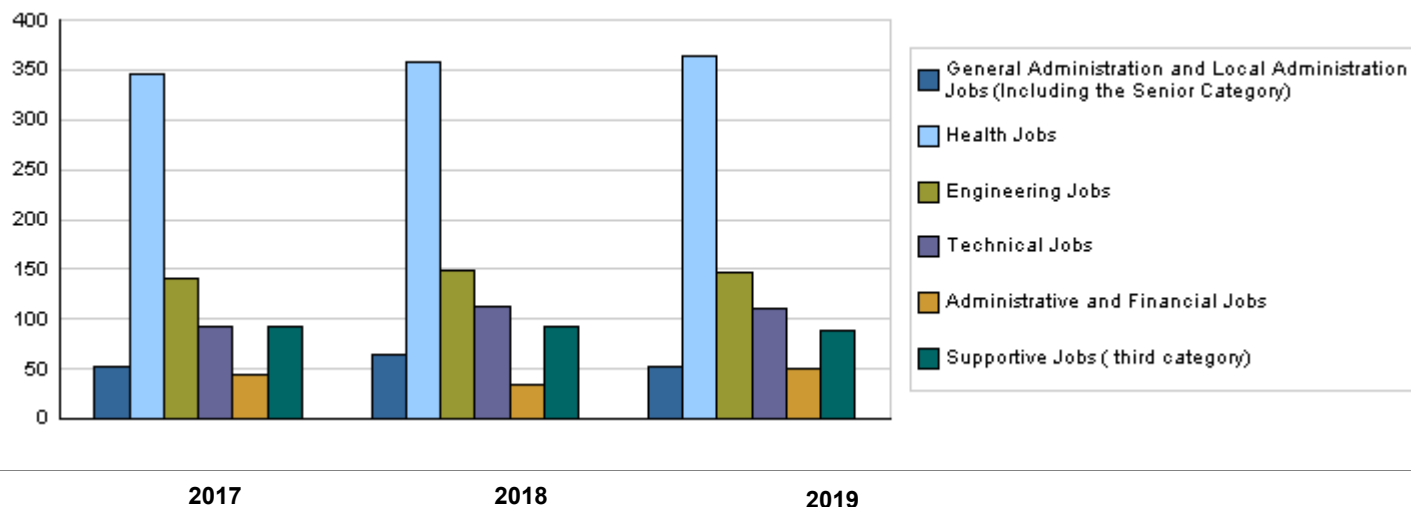
CHAPTER : 2704 Jordan Food and Drug Administration

Strategic Objectives and Performance Indicators of the Ministry / Department

Strategic Objective	Performance Indicator	Base year	Value	Actual Value	Target Value	Preliminary Self Evaluation	Target Value		
				2017	2018	2018	2019	2020	2021
1 - To contribute to realizing food and medicine security	1 Number of institutions committed to work under the umbrella of teh Corporation in monitoring food and medicine	2013	10	10	10	10	10	10	10
2 - To develop the institutional performance in line with the best international standards and foundations	1 Percentage of service recipients satisfaction	2013	84%	86%	88%	89%	89%	90%	90%
	2 Percenatge of the Corporation's staff satisfaaction	2013	57.4%	62%	62%	73%	63%	64%	72%

Number of Staff of the Ministry / Department

Group	Job	2017			2018			Preliminary 2019		
		Male	Female	Total	Male	Female	Total	Male	Female	Total
General Administration and Local Administration Jobs (Including the Senior Category)	Leading Supervising Jobs	31	22	53	37	27	64	31	22	53
Health Jobs	Physician	11	5	16	19	16	35	14	5	19
	Veterinarian	28	10	38	28	10	38	28	10	38
	Nurse	3	0	3	3	0	3	3	0	3
	Supportive Medical Profissions Technician	104	67	171	85	60	145	100	60	160
	Pharmacist	37	80	117	35	101	136	25	119	144
Engineering Jobs	Engineering Jobs	69	71	140	73	76	149	90	56	146
Technical Jobs	Various Technical Jobs	26	67	93	39	73	112	40	70	110
Administrative and Financial Jobs	Administrative and Financial Jobs	24	20	44	18	17	35	30	21	51
Supportive Jobs (third category)	Supportive Employee (Office Boy, Driver)	70	22	92	72	20	92	69	20	89
Total		403	364	767	409	400	809	430	383	813
Total Cost of Salaries		0	0	0	0	0	0	4184699	3727301	7912000



2017

2018

2019

Key Information of the Ministry / Department

No.	Description	2015	2016	2017	2018	2019
1	Accreditation of factories sites or food workshops	17800	26900	23220	27030	27200
2	Testing periodical samples	7290	8340	4020	7680	8200
3	Study special food	1012	1045	1084	875	1000
4	Re- testing imported customs transactions	277	255	47	100	150
5	Imported dispatches statement	47717	53786	39294	50011	52000
6	Food additions	1029	961	916	840	1000
7	Customs transaction test	76769	82246	91885	75541	80000
8	Issuing health certificate for a product	252	446	395	591	620

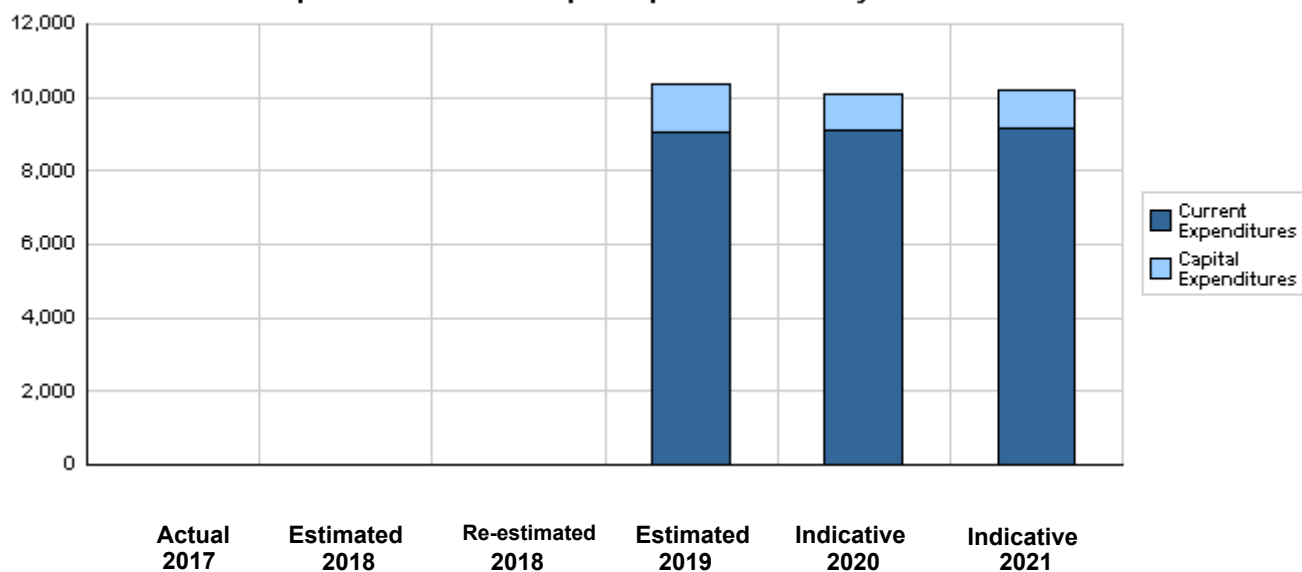
Overall Summary of Expenditures for Chapter 2704- Jordan Food and Drug Administration
for the Years 2017 - 2021

(In JDs)

Description		Actual 2017	Estimated 2018	Re-estimated 2018	Estimated 2019	Indicative 2020 2021	
Group	Current Expenditures						
2111	Salaries, Wages and Allowances	0	0	0	7,292,000	7,366,000	7,441,000
2121	Social Security Contributions	0	0	0	620,000	630,000	635,000
2211	Use of Goods and Services	0	0	0	1,000,000	993,000	993,000
2821	Other Current Expenditures	0	0	0	120,000	120,000	120,000
Total current expenditures		0	0	0	9,032,000	9,109,000	9,189,000
Capital Expenditures							
2211	Use of Goods and Services	0	0	0	406,000	267,000	267,000
2822	Other Capital Expenditures	0	0	0	109,000	150,000	150,000
3111	Buildings and Constructions	0	0	0	5,000	5,000	5,000
3112	Devices, Machinery and Equipment	0	0	0	318,000	140,000	135,000
3113	Other Fixed Assets	0	0	0	25,000	0	0
3122	Inventories	0	0	0	460,000	438,000	443,000
Total capital expenditures		0	0	0	1,323,000	1,000,000	1,000,000
Treasury		0	0	0	1,323,000	1,000,000	1,000,000
Total current and capital expenditures		0	0	0	10,355,000	10,109,000	10,189,000

(Thousands of JDs)

Graph of the current and capital expenditures for the years 2017 - 2021

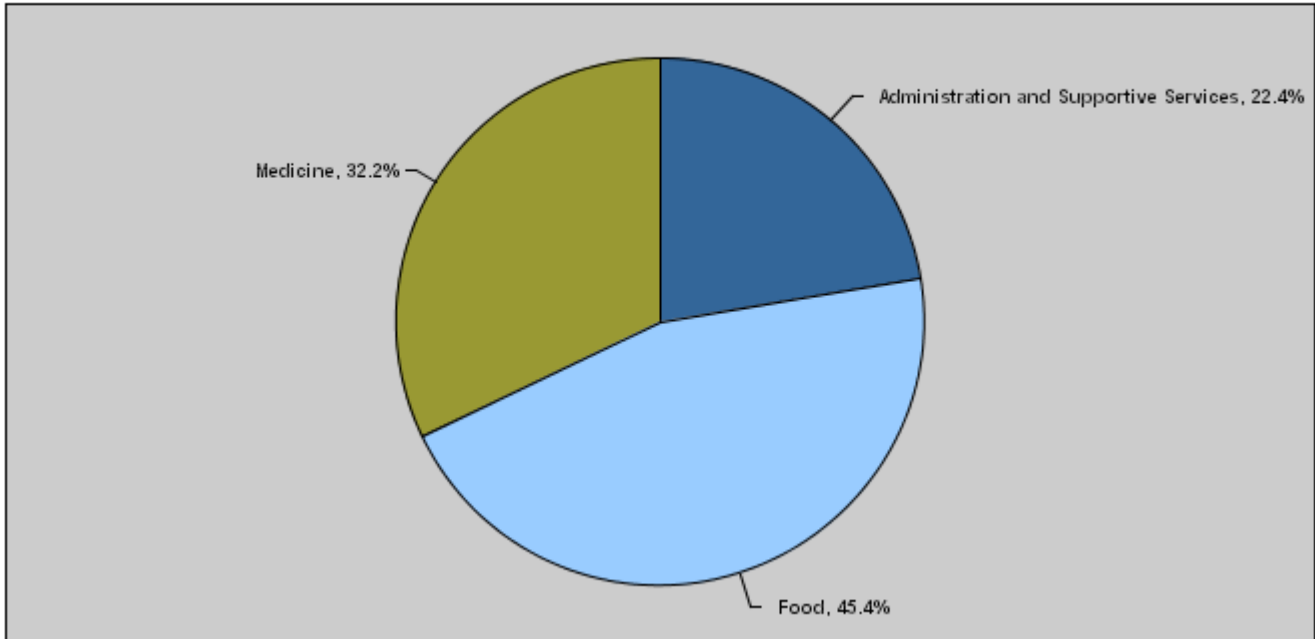


Budget of Chapter 2704 - Jordan Food and Drug Administration
For the Year 2019 Distributed According to Program

(In JDs)

Prog.	Description	Current Expenditures	Capital Expenditures	Total Expenditures
6441	Administration and Supportive Services	2,145,000	173,000	2,318,000
6442	Food	3,860,500	845,000	4,705,500
6443	Medicine	3,026,500	305,000	3,331,500
Total		9,032,000	1,323,000	10,355,000

Total Expenditures for the Year 2019 Distributed According to Programs



Estimated Allocations for Females distributed according to Programs for the Years 2017 - 2021

Program	2017	2018	2019	2020	2021
6441 Administration and Supportive Services	0	0	1608750	1622250	1641750
6442 Food	0	0	1660015	1671625	1684525
6443 Medicine	0	0	998745	1009305	1017225
Total	0	0	4267510	4303180	4343500

Budget Chapter 2704 - Jordan Food and Drug Administration Distributed According to the Program

6441	Administration and Supportive Services Program
Objective of the program :	
Provide supportive services for the Corporation's directorates and provide infrastructure (supplies, maintenance and financial matters) to facilitate food and medicine program.	
The strategic objective related to the program :	
Develop institutional performance in line with the best international standards and criteria	
Directorates associated with the program :	
<ul style="list-style-type: none"> - Planning and Institutional Performance Directorate. - Financial Affairs Directorate. - Human Resources and Administrative Affairs Directorate. 	
Services provided by the program :	
Provide required training for employees as per training requirements Evaluate staff and service recipients satisfaction Develop the Corporation's services and ensure their availability in different governorates.	
Staff working in the program :	
The program is implemented through a functional staff in 2018 estimated with (229) staff, including (58) males and (171) females .	

Performance Measurement Indicators for Program										
Performance Measurement Indicator			Base Year	Value	Actual value	Target Value	Preliminary Self Evaluation	Target Value		
					2017	2018	2018	2019	2020	2021
1	Number of governorates to join the branches		2013	2	0	4	0	4	4	2
Appropriations Of Administration and Supportive Services Program as Per Activities and Projects. (In JDs)										
Activities and Projects			Actual	Estimated	Re-estimated	Estimated	Indicative			
			2017	2018	2018	2019	2020	2021		
Current Expenditures			0	0	0	2,145,000	2,163,000	2,189,000		
601	Administrative and support services		0	0	0	2,145,000	2,163,000	2,189,000		
Capital Expenditures			0	0	0	173,000	0	0		
003	Solar Energy Use Project		0	0	0	173,000	0	0		
Program / Treasury			0	0	0	173,000	0	0		
Total Program			0	0	0	2,318,000	2,163,000	2,189,000		

Budget Chapter 2704 - Jordan Food and Drug Administration Distributed According to the Program

6442

Food Program

Objective of the program :

Promote the level of health food control to the maximum possible level within the available potentials through good planning of health food control programs, effectively supervise these programs and efficiently and effectively manage the available potentials.

The strategic objective related to the program :

Contribute to realizing the food and medicine security

Directorates associated with the program :

- Food Directorate

- Labs Directorates.

- Areas Directorate.

Services provided by the program :

- Control and inspect circulated food.

- Conduct lab tests on different kinds of food.

- Allow the circulation of imported food.

- Allow the construction of new food industrial projects.

- Issue health certificates for food products ready for exports.

Staff working in the program :

The program is implemented through a functional staff in 2018 estimated with (353) staff, including (200) males and (153) females .

Performance Measurement Indicators for Program

Performance Measurement Indicator		Base Year	Value	Actual value	Target Value	Preliminary Self Evaluation	Target Value		
				2017	2018		2018	2019	2020
1	Number of pollutants monitoring programs in locally imported and produced food	2013	4	0	4	4	4	4	4

Appropriations Of Food Program as Per Activities and Projects.

(In JDs

Activities and Projects		Actual	Estimated	Re-estimated	Estimated	Indicative	
		2017	2018	2018	2019	2020	2021
Current Expenditures		0	0	0	3,860,500	3,887,500	3,917,500
601	Ensure food safety	0	0	0	3,860,500	3,887,500	3,917,500
Capital Expenditures		0	0	0	845,000	665,000	670,000
001	Food Laboratories	0	0	0	760,000	595,000	600,000
003	Pesticides Residues laboratory for Food Safety Project	0	0	0	85,000	70,000	70,000
Program / Treasury		0	0	0	845,000	665,000	670,000
Total Program		0	0	0	4,705,500	4,552,500	4,587,500

Budget Chapter 2704 - Jordan Food and Drug Administration Distributed According to the Program

6443	Medicine Program
Objective of the program :	
Realize medicine security in Jordan through controlling and preserving the strategic stock of medicine, organizing the medicine market, encouraging the national medicine industry and investing in the field of medicine manufacturing.	
The strategic objective related to the program :	
Contribute to realizing food and medicine security.	
Directorates associated with the program :	
<ul style="list-style-type: none"> - Medical Devices and Supplies Directorate. - Labs Directorate - Medicine Directorate. 	
Services provided by the program :	
Register and price medicines Accredited medicines manufacturing sites. Control and inspection on factories, pharmacies, and related institutions. Provide a database (registered, priced, imported, and exported medicine) Permit the circulation of medical supplies of pharmaceutical form	
Staff working in the program :	
The program is implemented through a functional staff in 2018 estimated with (227) staff, including (151) males and (76) females .	

Performance Measurement Indicators for Program

Performance Measurement Indicator		Base Year	Value	Actual value	Target Value	Preliminary Self Evaluation	Target Value		
				2017	2018	2018	2019	2020	2021
1	Obtaining accreditation for medicine labs	2013	0	90%	100%	100%	100%	100%	100%

Appropriations Of Medicine Program as Per Activities and Projects.

(In JDs)

Activities and Projects		Actual	Estimated	Re-estimated	Estimated	Indicative	
		2017	2018	2018	2019	2020	2021
Current Expenditures		0	0	0	3,026,500	3,058,500	3,082,500
601	Ensure medicine safety	0	0	0	3,026,500	3,058,500	3,082,500
Capital Expenditures		0	0	0	305,000	335,000	330,000
001	Drug Laboratories	0	0	0	235,000	180,000	180,000
002	Standardization of laboratories	0	0	0	70,000	155,000	150,000
Program / Treasury		0	0	0	305,000	335,000	330,000
Total Program		0	0	0	3,331,500	3,393,500	3,412,500

Chapter : 2704 Jordan Food and Drug Administration

(In JDs)

Current Activities Appropriations According to Program							
Prog.	Activites		Actual	Estimated	Re-estimated	Estimated	Indicative
			2017	2018	2018	2019	2020
6442	601	Ensure food safety	0	0	0	3860500	3887500
		Total of Program	0	0	0	3860500	3887500
6443	601	Ensure medicine safety	0	0	0	3026500	3058500
		Total of Program	0	0	0	3026500	3058500
6441	601	Administrative and support services	0	0	0	2145000	2163000
		Total of Program	0	0	0	2145000	2163000
		Total	0	0	0	9032000	9109000

Capital Projects Appropriations According to Program							
Prog.	Projects		Actual	Estimated	Re-estimated	Estimated	Indicative
			2017	2018	2018	2019	2020
6442	001	Food Laboratories	0	0	0	760000	595000
	003	Pesticides Residues laboratory for Food Safety Project	0	0	0	85000	70000
		Total of Program	0	0	0	845000	665000
6443	001	Drug Laboratories	0	0	0	235000	180000
	002	Standardization of laboratories	0	0	0	70000	155000
		Total of Program	0	0	0	305000	335000
6441	003	Solar Energy Use Project	0	0	0	173000	0
		Total of Program	0	0	0	173000	0
		Total	0	0	0	1323000	1000000

Overall Summary of Current Expenditures for the Years 2017 - 2021

Chapter: 2704 Jordan Food and Drug Administration

(In JDs)

Group	Item	Description	Actual 2017	Estimated 2018	Re-estimated 2018	Estimated 2019	Indicative 2020	Indicative 2021
21		Compensations of Employees						
2111		Salaries, Wages and Allowances						
	101	Classified Employees	0	0	0	307000	314000	321000
	102	Unclassified Employees	0	0	0	1155000	1161000	1168000
	103	Comprehensive Contract Employees	0	0	0	135000	141000	149000
	105	Personal Cost of Living Allowance	0	0	0	1280000	1292000	1305000
	106	Family Cost of Living Allowance	0	0	0	103000	108000	116000
	110	Overtime Allowance	0	0	0	390000	390000	390000
	111	Additional Allowance	0	0	0	1351000	1361000	1369000
	113	Transportation Allowance	0	0	0	96000	104000	109000
	114	Transport Allowance	0	0	0	145000	150000	154000
	116	Employees' Bonuses	0	0	0	1990000	1990000	1990000
	120	Contract Employees	0	0	0	340000	355000	370000
Total			0	0	0	7292000	7366000	7441000
2121		Social Security Contributions						
	301	Social Security	0	0	0	620000	630000	635000
Total			0	0	0	620000	630000	635000
22		Use of Goods and Services						
2211		Use of Goods and Services						
	201	Rents	0	0	0	75000	75000	75000
	202	Telecommunications Services	0	0	0	55000	55000	55000
	203	Water	0	0	0	8000	8000	8000
	204	Electricity	0	0	0	70000	70000	70000
	205	Fuels	0	0	0	118000	118000	118000
	206	Maintenance of Machines, furniture and accessories	0	0	0	88000	88000	88000
	207	Maintenance of vehicles, equipment and accessories	0	0	0	18000	18000	18000
	209	Stationery, Publications and Office Supplies	0	0	0	61000	59000	59000
	210	Substances and raw materials (medicines, clothes, food, films, etc..)	0	0	0	30000	30000	30000
	211	Cleaning services and supplies including cleaning contracts	0	0	0	315000	315000	315000
	212	Insurance	0	0	0	23000	23000	23000
	213	Official Travel Missions	0	0	0	9000	9000	9000
	214	Goods and services expenses	0	0	0	130000	125000	125000
Total			0	0	0	1000000	993000	993000
28		Other Expenditures						
2821		Other Current Expenditures						
	302	Contributions	0	0	0	1000	1000	1000
	303	Scientific scholarships and training courses	0	0	0	9000	9000	9000
	305	Non-Employees' Bonuses	0	0	0	110000	110000	110000
Total			0	0	0	120000	120000	120000
Total of Chapter			0	0	0	9032000	9109000	9189000

Program : 6441 - Administration and Support Services								
Activity : 601 - Administrative and support services								
Group	Item	Description	Actual 2017	Estimated 2018	Re-estimated 2018	Estimated 2019	Indicative 2020	Indicative 2021
21		Compensations of Employees						
2111		Salaries, Wages and Allowances						
	101	Classified Employees	0	0	0	60000	62000	64000
	102	Unclassified Employees	0	0	0	210000	212000	215000
	103	Comprehensive Contract Employees	0	0	0	75000	77000	80000
	105	Personal Cost of Living Allowance	0	0	0	250000	255000	260000
	106	Family Cost of Living Allowance	0	0	0	20000	22000	24000
	110	Overtime Allowance	0	0	0	44000	44000	44000
	111	Additional Allowance	0	0	0	151000	153000	156000
	113	Transportation Allowance	0	0	0	20000	22000	23000
	114	Transport Allowance	0	0	0	30000	30000	30000
	116	Employees' Bonuses	0	0	0	399000	399000	399000
	001	Employees' bonuses	0	0	0	320000	320000	320000
	009	Bonuses of food and drug committees	0	0	0	24000	24000	24000
	010	Technical classification bonuses	0	0	0	55000	55000	55000
	120	Contract Employees	0	0	0	60000	65000	70000
Total			0	0	0	1319000	1341000	1365000
2121		Social Security Contributions						
	301	Social Security	0	0	0	112000	115000	117000
Total			0	0	0	112000	115000	117000
22		Use of Goods and Services						
2211		Use of Goods and Services						
	202	Telecommunications Services	0	0	0	55000	55000	55000
	203	Water	0	0	0	3000	3000	3000
	204	Electricity	0	0	0	10000	10000	10000
	205	Fuels	0	0	0	38000	38000	38000
	001	Heating	0	0	0	22000	22000	22000
	002	Saloon vehicles	0	0	0	16000	16000	16000
	206	Maintenance of Machines, furniture and accessories	0	0	0	40000	40000	40000
	207	Maintenance of vehicles, equipment and accessories	0	0	0	18000	18000	18000
	209	Stationery, Publications and Office Supplies	0	0	0	42000	40000	40000
	210	Substances and raw materials (medicines, clothes, food, films, etc..)	0	0	0	10000	10000	10000
	014	Clothes and fabrics	0	0	0	10000	10000	10000
	211	Cleaning services and supplies including cleaning contracts	0	0	0	315000	315000	315000
	212	Insurance	0	0	0	23000	23000	23000
	213	Official Travel Missions	0	0	0	4000	4000	4000
	214	Goods and services expenses	0	0	0	130000	125000	125000
	001	Events and hospitality	0	0	0	15000	10000	10000
	008	Advertisements and subscriptions	0	0	0	10000	10000	10000
	013	Services, security and guarding contracts	0	0	0	105000	105000	105000
Total			0	0	0	688000	681000	681000
28		Other Expenditures						
2821		Other Current Expenditures						
	302	Contributions	0	0	0	1000	1000	1000
	303	Scientific scholarships and training courses	0	0	0	5000	5000	5000
	305	Non-Employees' Bonuses	0	0	0	20000	20000	20000
Total			0	0	0	26000	26000	26000
Total of Activity			0	0	0	2145000	2163000	2189000
Total of Program			0	0	0	2145000	2163000	2189000

Program : 6442 - Food								
Activity : 601 - Ensure food safety								
Group	Item	Description	Actual 2017	Estimated 2018	Re-estimated 2018	Estimated 2019	Indicative 2020	Indicative 2021
21		Compensations of Employees						
2111		Salaries, Wages and Allowances						
	101	Classified Employees	0	0	0	125000	127000	130000
	102	Unclassified Employees	0	0	0	610000	612000	615000
	103	Comprehensive Contract Employees	0	0	0	30000	32000	35000
	105	Personal Cost of Living Allowance	0	0	0	620000	625000	630000
	106	Family Cost of Living Allowance	0	0	0	68000	70000	75000
	110	Overtime Allowance	0	0	0	198000	198000	198000
	111	Additional Allowance	0	0	0	700000	703000	705000
	113	Transportation Allowance	0	0	0	46000	50000	52000
	114	Transport Allowance	0	0	0	65000	67000	69000
	116	Employees' Bonuses	0	0	0	730000	730000	730000
	001	Employees' bonuses	0	0	0	550000	550000	550000
	009	Bonuses of food and drug committees	0	0	0	60000	60000	60000
	010	Technical classification bonuses	0	0	0	120000	120000	120000
	120	Contract Employees	0	0	0	130000	135000	140000
Total			0	0	0	3322000	3349000	3379000
2121		Social Security Contributions						
	301	Social Security	0	0	0	318000	318000	318000
Total			0	0	0	318000	318000	318000
22		Use of Goods and Services						
2211		Use of Goods and Services						
	201	Rents	0	0	0	75000	75000	75000
	203	Water	0	0	0	4000	4000	4000
	204	Electricity	0	0	0	50000	50000	50000
	205	Fuels	0	0	0	20000	20000	20000
	001	Heating	0	0	0	15000	15000	15000
	002	Saloon vehicles	0	0	0	5000	5000	5000
	206	Maintenance of Machines, furniture and accessories	0	0	0	18000	18000	18000
	209	Stationery, Publications and Office Supplies	0	0	0	9000	9000	9000
	210	Substances and raw materials (medicines, clothes, food, films, etc..)	0	0	0	10000	10000	10000
	014	Clothes and fabrics	0	0	0	10000	10000	10000
	213	Official Travel Missions	0	0	0	2500	2500	2500
Total			0	0	0	188500	188500	188500
28		Other Expenditures						
2821		Other Current Expenditures						
	303	Scientific scholarships and training courses	0	0	0	2000	2000	2000
	305	Non-Employees' Bonuses	0	0	0	30000	30000	30000
Total			0	0	0	32000	32000	32000
Total of Activity			0	0	0	3860500	3887500	3917500
Total of Program			0	0	0	3860500	3887500	3917500

Program : 6443 - Medicine								
Activity : 601 - Ensure medicine safety								
Group	Item	Description	Actual 2017	Estimated 2018	Re-estimated 2018	Estimated 2019	Indicative 2020	Indicative 2021
21		Compensations of Employees						
2111		Salaries, Wages and Allowances						
	101	Classified Employees	0	0	0	122000	125000	127000
	102	Unclassified Employees	0	0	0	335000	337000	338000
	103	Comprehensive Contract Employees	0	0	0	30000	32000	34000
	105	Personal Cost of Living Allowance	0	0	0	410000	412000	415000
	106	Family Cost of Living Allowance	0	0	0	15000	16000	17000
	110	Overtime Allowance	0	0	0	148000	148000	148000
	111	Additional Allowance	0	0	0	500000	505000	508000
	113	Transportation Allowance	0	0	0	30000	32000	34000
	114	Transport Allowance	0	0	0	50000	53000	55000
	116	Employees' Bonuses	0	0	0	861000	861000	861000
	001	Employees' bonuses	0	0	0	550000	550000	550000
	009	Bonuses of food and drug committees	0	0	0	196000	196000	196000
	010	Technical classification bonuses	0	0	0	115000	115000	115000
	120	Contract Employees	0	0	0	150000	155000	160000
Total			0	0	0	2651000	2676000	2697000
2121		Social Security Contributions						
	301	Social Security	0	0	0	190000	197000	200000
Total			0	0	0	190000	197000	200000
22		Use of Goods and Services						
2211		Use of Goods and Services						
	203	Water	0	0	0	1000	1000	1000
	204	Electricity	0	0	0	10000	10000	10000
	205	Fuels	0	0	0	60000	60000	60000
	001	Heating	0	0	0	35000	35000	35000
	002	Saloon vehicles	0	0	0	25000	25000	25000
	206	Maintenance of Machines, furniture and accessories	0	0	0	30000	30000	30000
	209	Stationery, Publications and Office Supplies	0	0	0	10000	10000	10000
	210	Substances and raw materials (medicines, clothes, food, films, etc..)	0	0	0	10000	10000	10000
	014	Clothes and fabrics	0	0	0	10000	10000	10000
	213	Official Travel Missions	0	0	0	2500	2500	2500
Total			0	0	0	123500	123500	123500
28		Other Expenditures						
2821		Other Current Expenditures						
	303	Scientific scholarships and training courses	0	0	0	2000	2000	2000
	305	Non-Employees' Bonuses	0	0	0	60000	60000	60000
Total			0	0	0	62000	62000	62000
Total of Activity			0	0	0	3026500	3058500	3082500
Total of Program			0	0	0	3026500	3058500	3082500
Total of Chapter			0	0	0	9032000	9109000	9189000

Overall Summary of Capital Expenditures for the Years 2017 - 2021

Chapter : 2704 Jordan Food and Drug Administration

(In JDs)

Group	Item	Description	Actual 2017	Estimated 2018	Re-estimated 2018	Estimated 2019	Indicative 2020	Indicative 2021
		Expenditures						
22		Use of Goods and Services						
2211		Use of Goods and Services						
	510	Buildings and facilities repair and maintenance	0	0	0	59000	15000	15000
	512	Operating and Sustaining Expenditures	0	0	0	347000	252000	252000
		Total	0	0	0	406000	267000	267000
28		Other Expenditures						
2822		Other Capital Expenditures						
	504	Studies, Research and Consultations	0	0	0	109000	150000	150000
		Total	0	0	0	109000	150000	150000
		Fixed Assets						
31		Non-financial Assets						
3111		Buildings and Constructions						
	508	Works and Constructions	0	0	0	5000	5000	5000
		Total	0	0	0	5000	5000	5000
3112		Devices, Machinery and Equipment						
	505	Equipment, Machines and Devices	0	0	0	318000	140000	135000
		Total	0	0	0	318000	140000	135000
3113		Other Fixed Assets						
	511	Equipping and furnishing	0	0	0	25000	0	0
		Total	0	0	0	25000	0	0
3122		Inventories						
	503	Materials and supplies	0	0	0	460000	438000	443000
		Total	0	0	0	460000	438000	443000
		Total of Chapter	0	0	0	1323000	1000000	1000000

Capital Expenditures According to Program and Projects for the Years 2017 - 2021

Chapter : 2704 Jordan Food and Drug Administration

(In JDs)

Program 6441 Administration and Support Services								
Project		003 Solar Energy Use Project						
Fund Source		102001 Capital (Treasury)						
Group	Item	Description	Actual 2017	Estimated 2018	Re-estimated 2018	Estimated 2019	Indicative 2020	Indicative 2021
31		Non-financial Assets						
3112		Devices, Machinery and Equipment						
	505	Equipment, Machines and Devices						
	068	Solar cells generating the electric energy	0	0	0	173000	0	0
		Total of Item	0	0	0	173000	0	0
		Total of Project / Treasury	0	0	0	173000	0	0
		Total of Program	0	0	0	173000	0	0

Capital Expenditures According to Program and Projects for the Years 2017 - 2021

Chapter : 2704 Jordan Food and Drug Administration

(In JDs)

Program 6442 Food								
Project		001 Food Laboratories						
Fund Source		102001	Capital (Treasury)					
Group	Item	Description	Actual 2017	Estimated 2018	Re-estimated 2018	Estimated 2019	Indicative 2020	Indicative 2021
22		Use of Goods and Services						
2211		Use of Goods and Services						
	510	Buildings and facilities repair and maintenance						
	009	Buildings repair and renovation	0	0	0	44000	0	0
		Total of Item	0	0	0	44000	0	0
	512	Operating and Sustaining Expenditures						
	013	Services contracts	0	0	0	32000	32000	32000
	015	Operating systems and software	0	0	0	185000	70000	70000
	050	Monitoring pollutants in food	0	0	0	10000	10000	10000
	052	Food inspectors classification bases	0	0	0	10000	10000	10000
	054	Expenditures for obtaining ISO and LEMS certificates	0	0	0	35000	30000	30000
		Total of Item	0	0	0	272000	152000	152000
28		Other Expenditures						
2822		Other Capital Expenditures						
	504	Studies, Research and Consultations						
	006	Computer systems studies	0	0	0	109000	150000	150000
		Total of Item	0	0	0	109000	150000	150000
31		Non-financial Assets						
3112		Devices, Machinery and Equipment						
	505	Equipment, Machines and Devices						
	001	Computers and accessories	0	0	0	20000	25000	25000
	003	Office supplies and equipment	0	0	0	30000	20000	20000
	049	Equipment and devices for food laboratories	0	0	0	30000	30000	30000
		Total of Item	0	0	0	80000	75000	75000
3113		Other Fixed Assets						
	511	Equipping and furnishing						
	006	Furnishing and equipping the buildings and facilities	0	0	0	25000	0	0
		Total of Item	0	0	0	25000	0	0
3122		Inventories						
	503	Materials and supplies						
	005	Medical supplies and spare parts	0	0	0	30000	25000	30000
	006	Laboratories supplies and materials	0	0	0	200000	193000	193000
		Total of Item	0	0	0	230000	218000	223000
		Total of Project / Treasury	0	0	0	760000	595000	600000
Project		003 Pesticides Residues laboratory for Food Safety Project						
Fund Source		102001	Capital (Treasury)					
Group	Item	Description	Actual 2017	Estimated 2018	Re-estimated 2018	Estimated 2019	Indicative 2020	Indicative 2021
31		Non-financial Assets						
3122		Inventories						
	503	Materials and supplies						
	006	Laboratories supplies and materials	0	0	0	85000	70000	70000
		Total of Item	0	0	0	85000	70000	70000
		Total of Project / Treasury	0	0	0	85000	70000	70000
		Total of Program	0	0	0	845000	665000	670000

Capital Expenditures According to Program and Projects for the Years 2017 - 2021

Chapter : 2704 Jordan Food and Drug Administration

(In JDs)

Program 6443 Medicine								
Project		001 Drug Laboratories						
Fund Source		102001	Capital (Treasury)					
Group	Item	Description	Actual 2017	Estimated 2018	Re-estimated 2018	Estimated 2019	Indicative 2020	Indicative 2021
22		Use of Goods and Services						
2211		Use of Goods and Services						
	512	Operating and Sustaining Expenditures						
	053	Drugs tests expenditures	0	0	0	0	15000	15000
	054	Expenditures for obtaining ISO and LEMS certificates	0	0	0	40000	30000	30000
		Total of Item	0	0	0	40000	45000	45000
31		Non-financial Assets						
3111		Buildings and Constructions						
	508	Works and Constructions						
	014	Buildings extensions	0	0	0	5000	5000	5000
		Total of Item	0	0	0	5000	5000	5000
3112		Devices, Machinery and Equipment						
	505	Equipment, Machines and Devices						
	001	Computers and accessories	0	0	0	10000	10000	10000
	050	Devices and equipment for drug laboratories	0	0	0	55000	0	0
		Total of Item	0	0	0	65000	10000	10000
3122		Inventories						
	503	Materials and supplies						
	005	Medical supplies and spare parts	0	0	0	100000	100000	100000
	006	Laboratories supplies and materials	0	0	0	25000	20000	20000
		Total of Item	0	0	0	125000	120000	120000
		Total of Project / Treasury	0	0	0	235000	180000	180000
Project		002 Standardization of laboratories						
Fund Source		102001	Capital (Treasury)					
Group	Item	Description	Actual 2017	Estimated 2018	Re-estimated 2018	Estimated 2019	Indicative 2020	Indicative 2021
22		Use of Goods and Services						
2211		Use of Goods and Services						
	510	Buildings and facilities repair and maintenance						
	009	Buildings repair and renovation	0	0	0	15000	15000	15000
		Total of Item	0	0	0	15000	15000	15000
	512	Operating and Sustaining Expenditures						
	006	Devices, tools and equipment maintenance	0	0	0	15000	15000	15000
	008	Qualifying and training expenses	0	0	0	0	20000	20000
	016	Software licenses	0	0	0	20000	20000	20000
		Total of Item	0	0	0	35000	55000	55000
31		Non-financial Assets						
3112		Devices, Machinery and Equipment						
	505	Equipment, Machines and Devices						
	049	Equipment and devices for food laboratories	0	0	0	0	35000	35000
	050	Devices and equipment for drug laboratories	0	0	0	0	20000	15000
		Total of Item	0	0	0	0	55000	50000
3122		Inventories						
	503	Materials and supplies						
	006	Laboratories supplies and materials	0	0	0	20000	30000	30000
		Total of Item	0	0	0	20000	30000	30000
		Total of Project / Treasury	0	0	0	70000	155000	150000
		Total of Program	0	0	0	305000	335000	330000
		Total of Chapter	0	0	0	1323000	1000000	1000000