

## **Chapter : 1503 Ministry of Finance/ Jordan Customs**

- Creation:** The foundation of the Emirate of Transjordan in 1921 was accompanied by the establishment of the first customs administration, it was named then the Directorate of Public Statistics and Tolls; it was associated administratively by the Board of Advisers (the Prime Ministry). Its objective was census, inspection and collection of revenues on goods incoming to the country. The customs department headed by Director General linked currently to Minister of Finance, the first law regulating its work was issued in 1926, called (Customs and Tolls Law) which was amended at the first time in 1936, Law No.(1) issued in 1962, Temporary Customs Law No. (16) of 1983 was issued, it continued in force until Law No. (20) for the year 1998 was issued. The first customs tariff included the tables of the exchanged commodities and the imposed fees ratio was issued in 1936 and was amended several times in the years of 1957 and 1962, most recently in Harmonized System launched by the World Customs Organization which had been introduced in 1994. The Customs operate under Administrative Regulation bylaw No. (27) of 2011.
- Vision :** Jordan ranks globally among the best twenty countries for security and facilitation of cross-border trade.
- Mission:** Create a fair competitive environment for business sector, contribute to raising the competitiveness of the national economy; while partaking in ensuring safety and security of the community by providing stakeholders with distinguished customs services, in line with the international best practices, and in effective cooperation and coordination with all partners.
- Legal Framework :** Customs Law No. (20) of 1998, under the amended Law No. (33) of 2018 and the amended Law No. (10) of 2019.

### **Tasks of the Ministry / Department:**

- \_ Contribute to increasing the efficiency of national economy, promoting investment and enhancing the competitive capability of the national industry.
- \_ Facilitate the commercial exchange between the Kingdom and other countries and monitor movement of passengers, goods and the means of transport crossing the borders of the Kingdom
- \_ Combating smuggling and limiting illegal commercial activities and contributing to protecting national security, the local community and the environment from hazardous substances.
- \_ Provide Treasury with revenues.

### **Ministry/Department Contribution to the Achievement of the National Objectives:**

- \_ Develop the Jordanian economy to become prosperous and open to regional and international markets.
- \_ Enhance the government administration in order to become financially stable, transparent and subject to accountability.

### **Major Issues and Challenges which face the Ministry / Department:**

- \_ Instability of the political and security situations in some neighbouring countries.
- \_ Multiplicity of entities concerned with encouraging investment and weak coordination with the department.
- \_ Fraud and exploitation of granted facilities and exemptions illegally.
- \_ Diversity and development of smuggling methods and customs fraud.
- \_ The rapid technological change and its impact on the technological environment of the Department relating to keep up with developments.
- \_ The change in priorities of customs operations in light of the emergence of new methodologies in the 21st century customs in finding a balance between trade security and facilitation of trade procedures.

## CHAPTER : 1503 Ministry of Finance/ Jordan Customs

### Strategic Objectives and Performance Indicators of the Ministry / Department

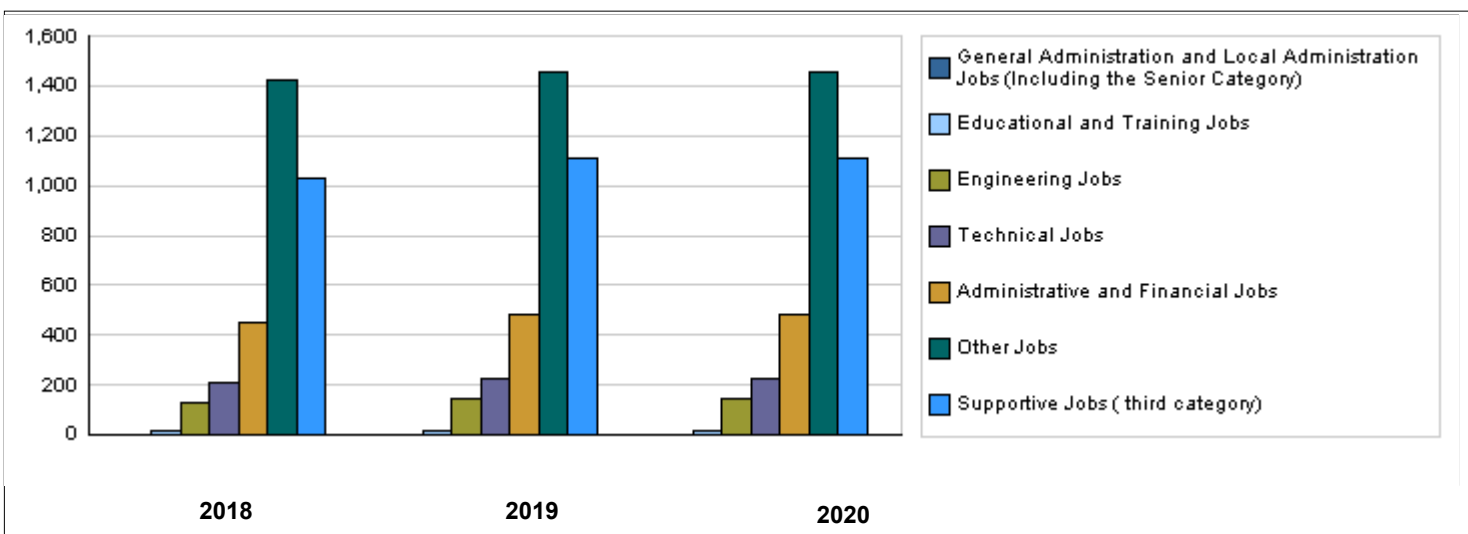
Strategic Objective	Performance Indicator	Base year	Value	Actual Value	Target Value	Preliminary Self Evaluation	Target Value		
				2018	2019	2019	2020	2021	2022
1 - To enhance the financial resources and improve the efficiency of collection.	1 Value of the customs duties and fines (in million)	2016	313.7	281.2	300	132	258	258	258
	2 Value of the collected domestic revenues (others) (in billion)	2016	1.246	1286.6	1.301	577	1272	1272	1272
	3 Percentage of the total collected revenues of accrued revenues	2016	%93	%97.9	%96	%78	%96	%96	%96
	4 Percentage of claims collected of accrued amounts	2016	%16	%26	%30	%19.4	%30	%30	%30
2 - To increase the satisfaction of customers and partners.	1 Service recipients satisfaction rate *(End-of the-year assessment)	2016	%83	%85	%85.5	*	%84	%84	%84
	2 Percentage of partners satisfaction *(End-of the-year assessment)	2016	%92	%92	%93.5	*	%93.5	%93.5	%93.5
3 - To promote the community responsibility.	1 Number of citizens benefitting of department's community initiatives	2016	655	818	900	415	900	900	900
4 - To develop the intelligence operations and risk management	1 Percentage of the issues discovered in red lane	2016	%2.93	%2.05	%3.5	%1.7	%3.5	%3.5	%3.5
	2 Percentage of positive control on the yellow lane	2016	%9.1	%9.5	%9.1	%10.6	%9.1	%9.1	%9.1
	3 Percentage of the issues discovered in green lane	2016	%0.03	%0.04	%0.03	%0.03	%0.03	%0.03	%0.03
	4 Percentage of smuggling issues resulting from intelligence	2016	%3	%5.8	%4.5	%7.9	%4.5	%4.5	%4.5
5 - To strengthen the operations of seizures and customs control.	1 Percentage of the business community commitment	2016	%85.7	%91.5	%88	%95	%88	%88	%88
	2 Percentage of seized cases to the total number of Customs declaration	2016	%5.8	%7.1	%6.3	%6.1	%6.2	%6.2	%6.2
	3 Number of seizures of hazardous substances (drugs, weapons, fireworks)	2016	162	139	172	91	172	172	172
	4 Number of encroachments on intellectual property rights (seizures)	2016	247	300	275	197	375	375	375
6 - To facilitate the customs clearance procedures.	1 Time for completion of customs declaration at Aqaba Customs Centre (per minute) *(End-of the-year assessment)	2016	121	*	109	130	109	109	109
	2 Time for completion of customs declaration at Al- Omari Customs Center (per minute) *(End-of the-year assessment)	2016	127	120	115	*	115	115	115
	3 Time for completion of customs declaration at QAIA Customs Office /Clearance -shipping (per minute) *(End-of the-year assessment)	2016	103	100	94	*	94	94	94
7 - To promote environmental sustainability	1 Financial savings resulting from the recycling of paper (in JD)	2016	3720	12240	3500	4000	3500	3500	3500
	2 Financial savings resulting from use of solar panels (in thousands JD)	2016	278	536	-	283	548	548	548
	3 Amount of toxic gases; Co2 not emitted in the air (in ton)	2016	706	1333	1370	705	1370	1370	1370
8 - To increase the effectiveness of performance and the institutional capacities.	1 Percentage of improved procedures as a result of auditing (internal and external) *(End-of the-year assessment)	2016	%27	%77	%35	*	%35	%35	%35

## Strategic Objectives and Performance Indicators of the Ministry / Department

Strategic Objective	Performance Indicator	Base year	Value	Actual Value	Target Value	Preliminary Self Evaluation	Target Value		
				2018	2019	2019	2020	2021	2022
8 - To increase the effectiveness of performance and the institutional capacities.	2 Average of staff performance assessment *(End-of the-year assessment)	2016	%91.4	%90.5	%91.7	*	%91.7	%91.7	%91.7
	3 Percentage of coverage of training needs	2016	%100	%165	%100	%102	%100	%100	%100
	4 Employee satisfaction rate *(End-of the-year assessment)	2016	%79	%81	%80.5	*	%78	%78	%78
	5 Percentage of staff commitment to business ethics	2016	%99.93	%99.5	%99.98	%98	%99.98	%99.98	%99.98
	6 Percentage of Staff retention	2016	%99.92	%100	%99.97	%100	%99.97	%99.97	%99.97
	7 Percentage of viable creative ideas *(End-of the-year assessment)	2016	%15	%32	%20	*	%20	%20	%20
	8 Number of employees obtained the excellence awards	2016	20	24	24	25	24	24	24

## Number of Staff of the Ministry / Department

Group	Job	2018			2019			Preliminary 2020		
		Male	Female	Total	Male	Female	Total	Male	Female	Total
General Administration and Local Administration Jobs (Including the Senior Category)	Customs Director General/ Major-General	1	0	1	1	0	1	1	0	1
Educational and Training Jobs	Educational jobs/ Sergeant - Lieutenant Colonel	9	5	14	7	6	13	7	6	13
Engineering Jobs	Engineering jobs/ Customs lieutenant - Major	123	9	132	134	11	145	134	11	145
Technical Jobs	Technical jobs/Customs Sergeant- Lieutenant Colonel	195	16	211	205	18	223	205	18	223
Administrative and Financial Jobs	Customs Officer/ Sergeant-Colonel	171	41	212	184	49	233	184	49	233
	Administrative and financial jobs	183	55	238	190	59	249	190	59	249
Other Jobs	Customs Appraiser/ Captain- Sergeant	121	0	121	130	0	130	130	0	130
	Customs Auditor/ Sergeant- Colonel	505	30	535	520	32	552	520	32	552
	Customs Inspector/ Sergeant- Lieutenant	354	0	354	360	0	360	360	0	360
	Customs Sampler/ Sergeant - Colonel	345	0	345	350	0	350	350	0	350
	Customs Director/ Consultant/ Colonel - Brigadier-General	64	2	66	64	2	66	64	2	66
Supportive Jobs ( third category)	Administrative jobs/ Policeman - Agent	332	0	332	345	0	345	550	31	581
	Escort	160	0	160	180	0	180	180	0	180
	Customs Inspector/ Policeman- Agent	510	30	540	550	31	581	345	0	345
Total		3073	188	3261	3220	208	3428	3220	208	3428
Total Cost of Salaries		18113418	1108143	19221561	18762981	1212019	19975000	19606494	1266506	20873000



Key Information of the Ministry / Department	
No.	Description
1	The department has run (5) solar power stations: Wadi alutom Center station, Wadi Araba station, Aqaba Customs Center staff housing station, Anti-Smuggling Directorate station, Anti-Smuggling Centre station in Rwaished area.
2	Number of customs centers reached (24) distributed as follows: (8) border centers, (2) air centers, (1) postal centers, (4) operating centers in the qualified industrial zones, (9) customs clearance Centers.
3	The department executes a number of pilot projects including: project of developing the international customs clearance system (ASYCUDA) concerned with simplifying the customs declarations procedures, and the e-tracking project concerned with tracking transit trucks.
4	The department has received several award by the King Abdullah II Center for Excellence, and awards at the regional and international level, including (Arab E-government shield) Award, in addition to a number of regional and international positions, including (membership of the Audit Committee and good governance in World Customs Organization).

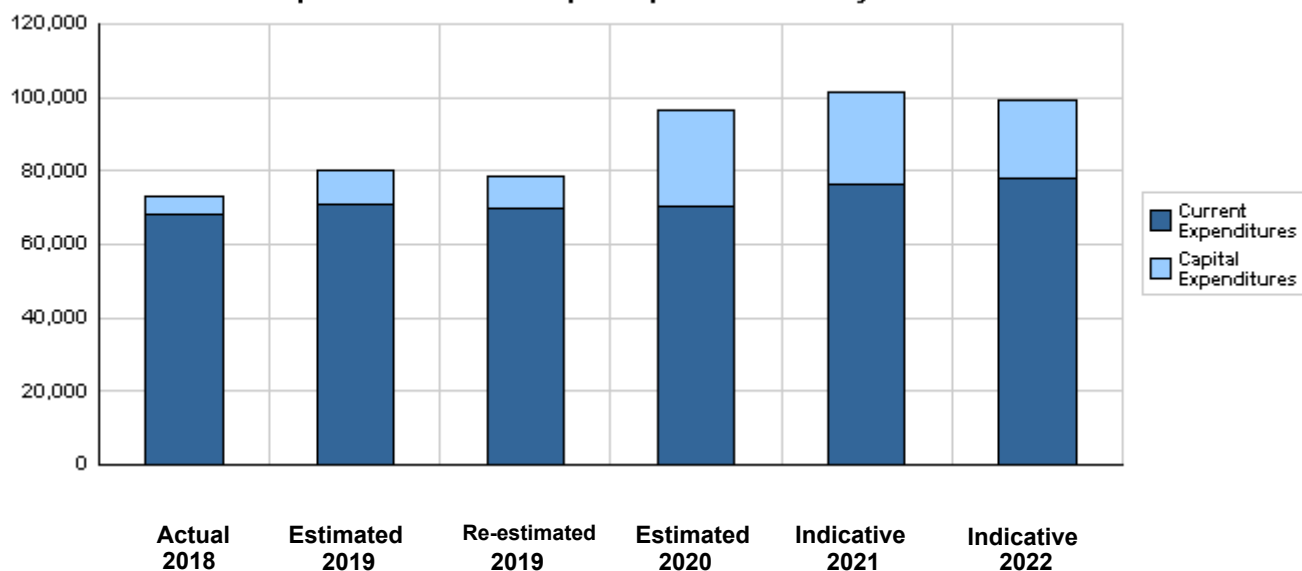
**Overall Summary of Expenditures for Chapter 1503- Ministry of Finance/ Jordan Customs**  
**for the Years 2018 - 2022**

( In JDs )

Description		Actual 2018	Estimated 2019	Re-estimated 2019	Estimated 2020	Indicative 2021                      2022	
Group	Current Expenditures						
2111	Salaries, Wages and Allowances	17,501,565	19,250,000	18,175,000	19,013,000	19,703,000	19,998,000
2121	Social Security Contributions	1,719,996	1,800,000	1,800,000	1,860,000	1,939,000	1,968,000
2211	Use of Goods and Services	3,470,146	3,242,000	3,192,000	3,407,000	3,582,000	3,592,000
2511	Subsidies to Public Corporations	44,000,000	45,000,000	45,000,000	45,000,000	50,000,000	51,000,000
2821	Other Current Expenditures	1,267,886	1,384,000	1,384,000	1,335,000	1,335,000	1,335,000
Total current expenditures		67,959,593	70,676,000	69,551,000	70,615,000	76,559,000	77,893,000
Capital Expenditures							
2211	Use of Goods and Services	3,109,955	4,440,000	4,440,000	4,300,000	3,800,000	3,000,000
3111	Buildings and Constructions	753,640	2,054,000	2,054,000	19,298,000	18,720,000	17,510,000
3112	Devices, Machinery and Equipment	1,017,961	2,079,000	2,079,000	1,600,000	1,600,000	400,000
3122	Inventories	499,550	667,000	667,000	800,000	800,000	600,000
Total capital expenditures		5,381,106	9,240,000	9,240,000	25,998,000	24,920,000	21,510,000
Treasury		5,381,106	9,240,000	9,240,000	25,998,000	24,920,000	21,510,000
Total current and capital expenditures		73,340,699	79,916,000	78,791,000	96,613,000	101,479,000	99,403,000

( Thousands of JDs )

**Graph of the current and capital expenditures for the years 2018 - 2022**

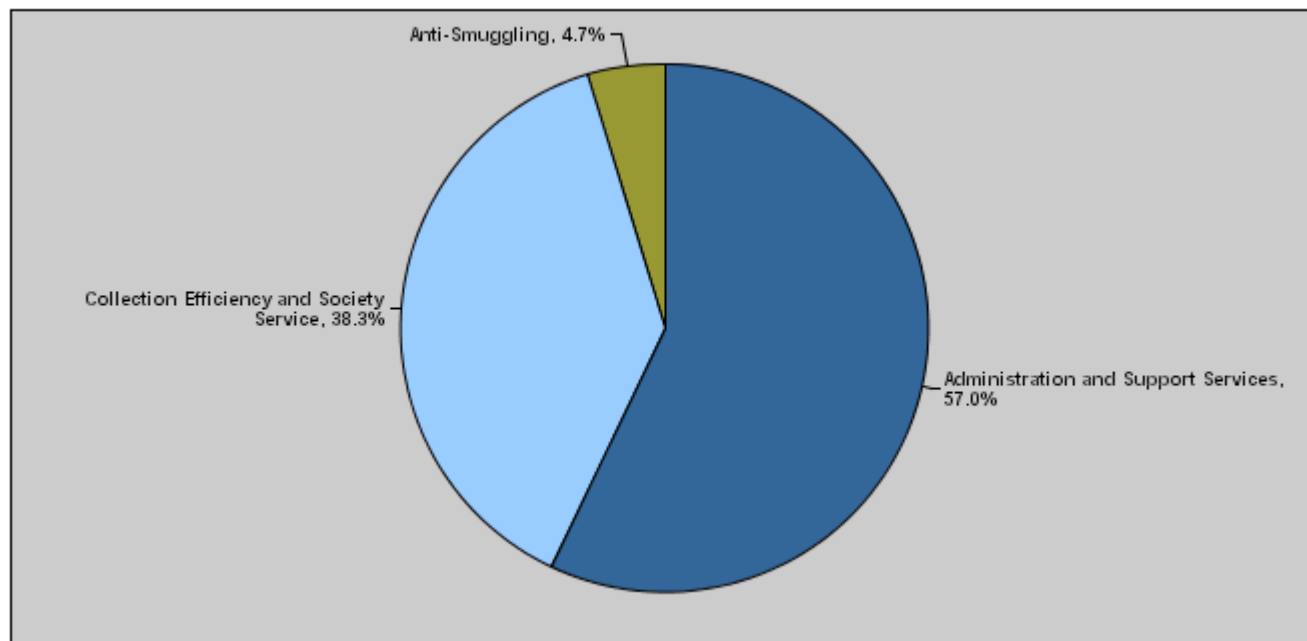


**Budget of Chapter 1503 - Ministry of Finance/ Jordan Customs  
For the Year 2020 Distributed According to Program**

( In JDs )

Prog.	Description	Current Expenditures	Capital Expenditures	Total Expenditures
2401	Administration and Support Services	52,675,000	2,400,000	55,075,000
2405	Collection Efficiency and Society Service	14,414,000	22,598,000	37,012,000
2410	Anti-Smuggling	3,526,000	1,000,000	4,526,000
<b>Total</b>		<b>70,615,000</b>	<b>25,998,000</b>	<b>96,613,000</b>

**Total Expenditures for the Year 2020 Distributed According to Programs**



**Estimated Allocations for Females distributed according to Programs for the Years 2018 - 2022**

Program	2018	2019	2020	2021	2022
2401 Administration and Support Services	6653000	6818000	6848000	7528000	7672000
2405 Collection Efficiency and Society Service	830000	848000	865000	900000	908000
<b>Total</b>	<b>7483000</b>	<b>7666000</b>	<b>7713000</b>	<b>8428000</b>	<b>8580000</b>

**Budget Chapter 1503 - Ministry of Finance/ Jordan Customs Distributed According to the Program**

<b>2401</b>	<b>Administration and Support Services Program</b>
<b>Objective of the program :</b>	
Build and develop the institutional capacities and the general performance of Jordan Customs Department.	
<b>The strategic objective related to the program :</b>	
<ul style="list-style-type: none"> <li>- To increase the satisfaction of customers and partners.</li> <li>- To facilitate the customs clearance procedures.</li> <li>- To increase the effectiveness of performance and the institutional capacities.</li> </ul>	
<b>Directorates associated with the program :</b>	
1- Office of the Director General 2- Administrative Affairs Directorate 3- Financial Affairs Directorate 4- Public relations, Media and International Cooperation Directorate 5- Control and Inspection Directorate 6- Human Resources Directorate 7- Customs Total Quality Management Directorate 8- Customs Public Prosecution Directorate 9- Information Technology Directorate 10- Customer Service and Follow-up Directorate. 11- Customs Training Center 12- Buildings and Maintenance Directorate 13- Strategies and Institutional Development Directorate 14- Legal Affairs Directorate	
<b>Services provided by the program :</b>	
<ul style="list-style-type: none"> <li>- Provide the necessary financial and administrative services to facilitate operations and activities required by the nature of work.</li> <li>- Upgrade the staff efficiency through improving their skills and abilities through participating in the necessary courses (internal and external) as per the training needs.</li> <li>- Conduct necessary studies and statistics and continue issuing circulars, notifications and instructions which help in facilitating and developing the customs work.</li> <li>- Conduct technical, administrative and financial control processes as well as follow up work achievement.</li> <li>- Apply the legal accountability regarding businesses which are not consistent with the applicable legislation.</li> </ul>	
<b>Staff working in the program :</b>	
The program is implemented through a functional staff in 2019 estimated with ( 886 ) staff, including ( 768 ) males and ( 118 ) females .	

Performance Measurement Indicators for Program									
Performance Measurement Indicator		Base Year	Value	Actual value	Target Value	Preliminary Self Evaluation	Target Value		
				2018	2019		2020	2021	2022
1	Percentage of recommendations executed from study of the release time on goods.	2016	%45	%45	%60	%45	%60	%60	%60
2	Percentage of the technical errors committed by the employees	2016	%3	%1.9	%2.5	%2	%2.5	%2.5	%2.5
3	Percentage of opportunities implemented of improvement opportunities stated in all reports *(End-of the-year assessment)	2016	%30	%10	%37	*	%35	%35	%35
4	Percentage of employees providing ideas *(End-of the-year assessment)	2016	%2	%2.2	%3.5	*	%3.5	%3.5	%3.5
5	Number of new services *(End-of the-year assessment)	2016	3	1	1	*	1	1	1

Appropriations Of Administration and Support Services Program as Per Activities and Projects. ( In JDs )							
Activities and Projects		Actual	Estimated	Re-estimated	Estimated	Indicative	
		2018	2019	2019	2020	2021	2022
<b>Current Expenditures</b>		51,178,362	52,766,000	52,449,000	52,675,000	57,906,000	59,013,000
601	Administrative and support services	51,178,362	52,766,000	52,449,000	52,675,000	57,906,000	59,013,000
<b>Capital Expenditures</b>		3,347,419	2,190,000	2,190,000	2,400,000	2,650,000	2,650,000
004	Supportive Services and Infrastructure Project	1,963,478	2,190,000	2,190,000	2,400,000	2,650,000	2,650,000
007	Developing and updating the IT ( E-transformation)	1,383,941	0	0	0	0	0
<b>Program / Treasury</b>		3,347,419	2,190,000	2,190,000	2,400,000	2,650,000	2,650,000
<b>Total Program</b>		54,525,781	54,956,000	54,639,000	55,075,000	60,556,000	61,663,000

**Budget Chapter 1503 - Ministry of Finance/ Jordan Customs Distributed According to the Program**

2405

Collection Efficiency and Society Service Program

Objective of the program :

Facilitate and control the movement of passengers and goods crossing the Kingdom's borders.

The strategic objective related to the program :

- To enhance the financial resources and improve the efficiency of collection.

- To promote the community responsibility.

- To promote environmental sustainability

Directorates associated with the program :

1-Tariff and Agreements Directorate 2- Temporary Entry Directorate 3- Exemptions Directorate 4- Value Affairs Directorate 5- Transit and Clearance Directorate 6- Cases Directorate 7- Customs Intelligence Directorate 8- Communications and Electronic Control Directorate 9- Risks Management Directorate. The following customs centers are affiliated to this program:- Amman Customs -Aqaba Customs -Queen Alia International Airport Customs -Zarqa Free Zone Customs, King Abdullah II Industrial City Customs/ Sahab, -Al- Hussain Bin Abdullallah II Industrial City Customs/ Karak -Al Hasan Industrial City Customs/ Irbid -Jaber Customs -Al-Karameh Customs -Al-Omari Customs - Al-Mudawara Customs - Jordan Valley Cross Point Customs -King Hussein Bridge Customs - Ramtha Customs - Amman Civil Airport Customs- Jordanian Syrian Free Zone Customs -Dlail Customs -Zarqa Customs -The Capital Post Customs -Numeara Ghour Customs -Ammoun Customs -Free Zone Customs / Sheadyeh

Services provided by the program :

- Facilitate and control trade traffic through transit.

- Supply the Treasury with revenues.

- Facilitate and control the movement of passengers, goods and transport means crossing the Kingdom's borders, as per the Department's powers as per applicable legislation.

- Fight all types of smuggling.

- Contribute to protecting the local community in the security, economic and social aspects.

- Contribute to controlling commercial activities to prevent the illegitimate activities as per applicable legislation.

Staff working in the program :

The program is implemented through a functional staff in 2019 estimated with ( 1469 ) staff, including ( 1379 ) males and ( 90 ) females .

Performance Measurement Indicators for Program									
Performance Measurement Indicator		Base Year	Value	Actual value	Target Value	Preliminary Self Evaluation	Target Value		
				2018	2019		2019	2020	2021
1	Percentage of the customs revenues contribution in the state's general budget	2016	%20.6	%18.4	%16	%8.25	%16	%16	%16
2	Percentage of fees collected by electronic payment	2016	%24	%92.7	%97	%92.7	%97	%97	%97
3	Number of implemented community initiatives	2016	19	21	35	13	28	28	28
4	Number of projects applied to preserve the environment	2016	3	2	4	1	2	2	2

Appropriations Of Collection Efficiency and Society Service Program as Per Activities and Projects.							( In JDs
Activities and Projects		Actual	Estimated	Re-estimated	Estimated	Indicative	
		2018	2019	2019	2020	2021	2022
Current Expenditures		13,832,085	14,870,000	14,140,000	14,414,000	15,007,000	15,131,000
601	Providing customs services	13,832,085	14,870,000	14,140,000	14,414,000	15,007,000	15,131,000
Capital Expenditures		1,933,801	6,050,000	6,050,000	22,598,000	21,270,000	18,460,000
002	Camera and Television Control System	800,000	800,000	800,000	800,000	800,000	800,000
011	Sustaining and operating X-Ray devices	380,161	500,000	500,000	1,300,000	800,000	800,000
012	Establishing Amman Customs / Madoneh	753,640	2,054,000	2,054,000	18,498,000	17,670,000	16,860,000
013	National Window for customs	0	2,696,000	2,696,000	2,000,000	2,000,000	0
Program / Treasury		1,933,801	6,050,000	6,050,000	22,598,000	21,270,000	18,460,000
Total Program		15,765,886	20,920,000	20,190,000	37,012,000	36,277,000	33,591,000



**Budget Chapter 1503 - Ministry of Finance/ Jordan Customs Distributed According to the Program**

<b>2410</b>	<b>Anti-Smuggling Program</b>
<b>Objective of the program :</b>	
To combat smuggling and illegal commercial activities and facilitate trade in transit.	
<b>The strategic objective related to the program :</b>	
<ul style="list-style-type: none"> <li>- To develop the intelligence operations and risk management.</li> <li>- To strengthen the operations of seizures and customs control.</li> </ul>	
<b>Directorates associated with the program :</b>	
1- Anti-Smuggling Directorate, affiliated to it: A- Rwaished Patrols B- Aqaba Patrols C- Mafrq Patrols D- Azraq Patrols E- Ma'an Patrols 2- Customs Escort Directorate, affiliated to it: A- Azraq Escort B- Ma'an Escort C- Jaber Escort D- Aqaba Escort	
<b>Services provided by the program :</b>	
<ul style="list-style-type: none"> <li>- Combat all types of smuggling.</li> <li>- Contribute to protecting the local community in the security, economic and social aspects</li> <li>- Contribute to controlling commercial activities to prevent illegitimate activities as per the applicable legislation.</li> <li>- facilitate and control the movement of trade in transit.</li> </ul>	
<b>Staff working in the program :</b>	
The program is implemented through a functional staff in 2019 estimated with ( 1073 ) staff, including ( 1073 ) males and ( 0 ) females .	

Performance Measurement Indicators for Program										
Performance Measurement Indicator			Base Year	Value	Actual value	Target Value	Preliminary Self Evaluation	Target Value		
					2018	2019		2019	2020	2021
1	Number of cases resulting from CCTV and field follow-up		2016	20	45	45	57	45	45	45
2	Percentage of positive control over red lane		2016	%36.5	%33.5	%38	%26	%38	%38	%38
3	Percentage of positive control over green lane		2016	%97.8	%96	%98	%94	%98	%98	%98
4	Percentage of smuggling cases collected of the total registered smuggling cases		2016	%89	%83.8	%89	%79.5	%89	%89	%89
5	Percentage of irregularities cases collected of the total registered irregularities cases		2016	%98	%97.3	%98	%97.7	%98	%98	%98
6	Number of non-disclosed funds cases		-	-	78	25	27	25	25	25
Appropriations Of Anti-Smuggling Program as Per Activities and Projects. ( In JDs										
Activities and Projects			Actual	Estimated	Re-estimated	Estimated	Indicative			
			2018	2019	2019	2020	2021	2022		
Current Expenditures			2,949,146	3,040,000	2,962,000	3,526,000	3,646,000	3,749,000		
601	Customs Escort		1,481,357	1,522,500	1,484,500	1,763,000	1,823,000	1,874,000		
602	Electronic Tracking		1,467,789	1,517,500	1,477,500	1,763,000	1,823,000	1,875,000		
Capital Expenditures			99,886	1,000,000	1,000,000	1,000,000	1,000,000	400,000		
001	E-tracking and management system for transit trucks		99,886	400,000	400,000	400,000	400,000	400,000		
003	CCTV system for customs patrols		0	600,000	600,000	600,000	600,000	0		
Program / Treasury			99,886	1,000,000	1,000,000	1,000,000	1,000,000	400,000		
Total Program			3,049,032	4,040,000	3,962,000	4,526,000	4,646,000	4,149,000		

# Chapter : 1503 Ministry of Finance/ Jordan Customs

( In JDs )

Current Activities Appropriations According to Program							
Prog.	Activites		Actual	Estimated	Re-estimated	Estimated	Indicative
			2018	2019	2019	2020	2021
2405	601	Providing customs services	13832085	14870000	14140000	14414000	15007000
		Total of Program	13832085	14870000	14140000	14414000	15007000
2410	601	Customs Escort	1481357	1522500	1484500	1763000	1823000
	602	Electronic Tracking	1467789	1517500	1477500	1763000	1823000
		Total of Program	2949146	3040000	2962000	3526000	3646000
2401	601	Administrative and support services	51178362	52766000	52449000	52675000	57906000
		Total of Program	51178362	52766000	52449000	52675000	57906000
		Total	67959593	70676000	69551000	70615000	76559000

Capital Projects Appropriations According to Program							
Prog.	Projects		Actual	Estimated	Re-estimated	Estimated	Indicative
			2018	2019	2019	2020	2021
2405	002	Camera and Television Control System	800000	800000	800000	800000	800000
	011	Sustaining and operating X-Ray devices	380161	500000	500000	1300000	800000
	012	Establishing Amman Customs / Madoneh	753640	2054000	2054000	18498000	17670000
	013	National Window for customs	0	2696000	2696000	2000000	2000000
		Total of Program	1933801	6050000	6050000	22598000	21270000
2410	001	E-tracking and management system for transit trucks	99886	400000	400000	400000	400000
	003	CCTV system for customs patrols	0	600000	600000	600000	600000
		Total of Program	99886	1000000	1000000	1000000	1000000
2401	004	Supportive Services and Infrastructure Project	1963478	2190000	2190000	2400000	2650000
	007	Developing and updating the IT ( E- transformation)	1383941	0	0	0	0
		Total of Program	3347419	2190000	2190000	2400000	2650000
		Total	5381106	9240000	9240000	25998000	24920000

# Overall Summary of Current Expenditures for the Years 2018 - 2022

Chapter: 1503 Ministry of Finance/ Jordan Customs

( In JDs )

Group	Item	Description	Actual 2018	Estimated 2019	Re-estimated 2019	Estimated 2020	Indicative 2021	Indicative 2022
21		Compensations of Employees						
2111		Salaries, Wages and Allowances						
	101	Classified Employees	1179174	980000	815000	570000	640000	610000
	102	Unclassified Employees	4736146	4820000	4820000	4901000	5110000	5150000
	103	Comprehensive Contract Employees	112413	18000	18000	0	0	0
	105	Personal Cost of Living Allowance	4574519	5170000	4900000	5150000	5410000	5520000
	106	Family Cost of Living Allowance	538526	632000	560000	580000	583000	583000
	111	Additional Allowance	5423585	6030000	5570000	5682000	5780000	5865000
	113	Transportation Allowance	220	0	0	0	0	0
	120	Contract Employees	936982	1600000	1492000	2130000	2180000	2270000
Total			17501565	19250000	18175000	19013000	19703000	19998000
2121		Social Security Contributions						
	301	Social Security	1719996	1800000	1800000	1860000	1939000	1968000
Total			1719996	1800000	1800000	1860000	1939000	1968000
22		Use of Goods and Services						
2211		Use of Goods and Services						
	201	Rents	131069	145000	145000	210000	210000	210000
	202	Telecommunications Services	335200	120000	120000	160000	165000	165000
	203	Water	79696	80000	80000	80000	82000	82000
	204	Electricity	959793	1030000	990000	950000	950000	950000
	205	Fuels	528612	480000	480000	562000	565000	575000
	206	Maintenance of Machines, furniture and accessories	204596	190000	190000	170000	170000	170000
	207	Maintenance of vehicles, equipment and accessories	209969	200000	200000	210000	210000	210000
	208	Repair and maintenance of buildings and accessories	132438	150000	150000	150000	150000	150000
	209	Stationery, Publications and Office Supplies	144687	150000	140000	130000	130000	130000
	210	Substances and raw materials (medicines, clothes, food, films, etc..)	7883	7000	7000	10000	10000	10000
	211	Cleaning services and supplies including cleaning contracts	139319	140000	140000	140000	140000	140000
	212	Insurance	94632	100000	100000	100000	100000	100000
	213	Official Travel Missions	2850	0	0	0	0	0
	214	Goods and services expenses	499402	450000	450000	535000	700000	700000
Total			3470146	3242000	3192000	3407000	3582000	3592000
25		Subsidies						
2511		Subsidies to Public Corporations						
	304	Subsidies to non-financial public corporations	44000000	45000000	45000000	45000000	50000000	51000000
Total			44000000	45000000	45000000	45000000	50000000	51000000
28		Other Expenditures						
2821		Other Current Expenditures						
	305	Non-Employees' Bonuses	358407	384000	384000	335000	335000	335000
	306	Refunds from previous years collections	909479	1000000	1000000	1000000	1000000	1000000
Total			1267886	1384000	1384000	1335000	1335000	1335000
Total of Chapter			67959593	70676000	69551000	70615000	76559000	77893000

# Current Expenditures According to Program and Activities for the Years 2018 - 2022

Chapter : 1503 - Ministry of Finance/ Jordan Customs

(In JDs)

Program : 2401 - Administration and Support Services								
Activity : 601 - Administrative and support services								
Group	Item	Description	Actual 2018	Estimated 2019	Re-estimated 2019	Estimated 2020	Indicative 2021	Indicative 2022
<b>21</b>		<b>Compensations of Employees</b>						
<b>2111</b>		Salaries, Wages and Allowances						
	101	Classified Employees	441070	420000	340000	235000	215000	195000
	102	Unclassified Employees	977503	960000	960000	981000	1100000	1110000
	103	Comprehensive Contract Employees	112413	18000	18000	0	0	0
	105	Personal Cost of Living Allowance	931935	1200000	1130000	1170000	1190000	1230000
	106	Family Cost of Living Allowance	98253	112000	100000	95000	98000	98000
	111	Additional Allowance	1205616	1300000	1170000	1160000	1180000	1240000
	113	Transportation Allowance	220	0	0	0	0	0
	120	Contract Employees	160999	400000	400000	700000	730000	740000
<b>Total</b>			<b>3928009</b>	<b>4410000</b>	<b>4118000</b>	<b>4341000</b>	<b>4513000</b>	<b>4613000</b>
<b>2121</b>		Social Security Contributions						
	301	Social Security	440000	450000	450000	450000	501000	508000
<b>Total</b>			<b>440000</b>	<b>450000</b>	<b>450000</b>	<b>450000</b>	<b>501000</b>	<b>508000</b>
<b>22</b>		<b>Use of Goods and Services</b>						
<b>2211</b>		Use of Goods and Services						
	201	Rents	89079	90000	90000	140000	140000	140000
	202	Telecommunications Services	155200	70000	70000	85000	90000	90000
	203	Water	10946	15000	15000	15000	15000	15000
	204	Electricity	399176	480000	460000	455000	455000	455000
	205	Fuels	122000	130000	130000	142000	145000	145000
	001	Heating	20000	19000	19000	20000	20000	20000
	002	Saloon vehicles	12000	11000	11000	12000	13000	13000
	003	Transport vehicles and heavy equipment	90000	100000	100000	110000	112000	112000
	206	Maintenance of Machines, furniture and accessories	59923	50000	50000	30000	30000	30000
	207	Maintenance of vehicles, equipment and accessories	49994	50000	50000	50000	50000	50000
	208	Repair and maintenance of buildings and accessories	49994	50000	50000	50000	50000	50000
	209	Stationery, Publications and Office Supplies	48000	45000	40000	40000	40000	40000
	210	Substances and raw materials (medicines, clothes, food, films, etc..)	1936	2000	2000	2000	2000	2000
	211	Cleaning services and supplies including cleaning contracts	139319	140000	140000	140000	140000	140000
	212	Insurance	94632	100000	100000	100000	100000	100000
	213	Official Travel Missions	2850	0	0	0	0	0
	214	Goods and services expenses	319418	300000	300000	300000	300000	300000
	000	Goods and services expenses	319418	0	0	0	0	0
	008	Advertisements and subscriptions	0	60000	60000	60000	60000	60000
	028	Professional services expenditures	0	50000	50000	50000	50000	50000
	121	Administrative expenses	0	50000	50000	50000	50000	50000
	131	Customs materials and leads	0	140000	140000	140000	140000	140000
<b>Total</b>			<b>1542467</b>	<b>1522000</b>	<b>1497000</b>	<b>1549000</b>	<b>1557000</b>	<b>1557000</b>
<b>25</b>		<b>Subsidies</b>						
<b>2511</b>		Subsidies to Public Corporations						
	304	Subsidies to non-financial public corporations	44000000	45000000	45000000	45000000	50000000	51000000
	103	Functional benefits Fund for Jordan Customs *	44000000	45000000	45000000	45000000	50000000	51000000
<b>Total</b>			<b>44000000</b>	<b>45000000</b>	<b>45000000</b>	<b>45000000</b>	<b>50000000</b>	<b>51000000</b>
<b>28</b>		<b>Other Expenditures</b>						
<b>2821</b>		Other Current Expenditures						
	305	Non-Employees' Bonuses	358407	384000	384000	335000	335000	335000
	306	Refunds from previous years collections	909479	1000000	1000000	1000000	1000000	1000000
<b>Total</b>			<b>1267886</b>	<b>1384000</b>	<b>1384000</b>	<b>1335000</b>	<b>1335000</b>	<b>1335000</b>
<b>Total of Activity</b>			<b>51178362</b>	<b>52766000</b>	<b>52449000</b>	<b>52675000</b>	<b>57906000</b>	<b>59013000</b>
<b>Total of Program</b>			<b>51178362</b>	<b>52766000</b>	<b>52449000</b>	<b>52675000</b>	<b>57906000</b>	<b>59013000</b>

**Current Expenditures According to Program and Activities for the Years 2018 - 2022**

Chapter : 1503 - Ministry of Finance/ Jordan Customs

(In JDs)

Program : 2405 - Collection Efficiency and Society Service								
Activity : 601 - Providing customs services								
Group	Item	Description	Actual 2018	Estimated 2019	Re-estimated 2019	Estimated 2020	Indicative 2021	Indicative 2022
<b>21</b>		<b>Compensations of Employees</b>						
<b>2111</b>		Salaries, Wages and Allowances						
	101	Classified Employees	691853	520000	445000	315000	405000	395000
	102	Unclassified Employees	2930749	3000000	3000000	3000000	3050000	3060000
	105	Personal Cost of Living Allowance	3145000	3550000	3350000	3370000	3600000	3650000
	106	Family Cost of Living Allowance	360794	410000	370000	385000	385000	385000
	111	Additional Allowance	3666309	4100000	3800000	3910000	3960000	3980000
	120	Contract Employees	715993	1130000	1030000	1250000	1250000	1290000
		<b>Total</b>	<b>11510698</b>	<b>12710000</b>	<b>11995000</b>	<b>12230000</b>	<b>12650000</b>	<b>12760000</b>
<b>2121</b>		Social Security Contributions						
	301	Social Security	1100000	1150000	1150000	1130000	1136000	1150000
		<b>Total</b>	<b>1100000</b>	<b>1150000</b>	<b>1150000</b>	<b>1130000</b>	<b>1136000</b>	<b>1150000</b>
<b>22</b>		<b>Use of Goods and Services</b>						
<b>2211</b>		Use of Goods and Services						
	201	Rents	41990	55000	55000	70000	70000	70000
	202	Telecommunications Services	112500	30000	30000	35000	35000	35000
	203	Water	52720	45000	45000	45000	47000	47000
	204	Electricity	400655	370000	360000	255000	255000	255000
	205	Fuels	186640	130000	130000	180000	180000	180000
		001 Heating	39996	40000	40000	40000	40000	40000
		003 Transport vehicles and heavy equipment	146644	90000	90000	140000	140000	140000
	206	Maintenance of Machines, furniture and accessories	68793	60000	60000	60000	60000	60000
	207	Maintenance of vehicles, equipment and accessories	69997	55000	55000	60000	60000	60000
	208	Repair and maintenance of buildings and accessories	49549	60000	60000	60000	60000	60000
	209	Stationery, Publications and Office Supplies	56591	53000	48000	50000	50000	50000
	210	Substances and raw materials (medicines, clothes, food, films, etc..)	1968	2000	2000	4000	4000	4000
	214	Goods and services expenses	179984	150000	150000	235000	400000	400000
		000 Goods and services expenses	179984	0	0	0	0	0
		008 Advertisements and subscriptions	0	20000	20000	20000	20000	20000
		028 Professional services expenditures	0	20000	20000	20000	20000	20000
		108 Cases and fees	0	0	0	85000	250000	250000
		121 Administrative expenses	0	20000	20000	20000	20000	20000
		131 Customs materials and leads	0	90000	90000	90000	90000	90000
		<b>Total</b>	<b>1221387</b>	<b>1010000</b>	<b>995000</b>	<b>1054000</b>	<b>1221000</b>	<b>1221000</b>
		<b>Total of Activity</b>	<b>13832085</b>	<b>14870000</b>	<b>14140000</b>	<b>14414000</b>	<b>15007000</b>	<b>15131000</b>
		<b>Total of Program</b>	<b>13832085</b>	<b>14870000</b>	<b>14140000</b>	<b>14414000</b>	<b>15007000</b>	<b>15131000</b>

# Current Expenditures According to Program and Activities for the Years 2018 - 2022

Chapter : 1503 - Ministry of Finance/ Jordan Customs

(In JDs)

<b>Program : 2410 - Anti-Smuggling</b>								
<b>Activity : 601 - Customs Escort</b>								
Group	Item	Description	Actual 2018	Estimated 2019	Re-estimated 2019	Estimated 2020	Indicative 2021	Indicative 2022
<b>21</b>		<b>Compensations of Employees</b>						
<b>2111</b>		Salaries, Wages and Allowances						
	101	Classified Employees	23162	20000	15000	10000	10000	10000
	102	Unclassified Employees	413987	430000	430000	460000	480000	490000
	105	Personal Cost of Living Allowance	247802	210000	210000	305000	310000	320000
	106	Family Cost of Living Allowance	39740	55000	45000	50000	50000	50000
	111	Additional Allowance	275830	315000	300000	306000	320000	322000
	120	Contract Employees	29992	35000	32000	90000	100000	120000
<b>Total</b>			<b>1030513</b>	<b>1065000</b>	<b>1032000</b>	<b>1221000</b>	<b>1270000</b>	<b>1312000</b>
<b>2121</b>		Social Security Contributions						
	301	Social Security	90000	100000	100000	140000	151000	155000
<b>Total</b>			<b>90000</b>	<b>100000</b>	<b>100000</b>	<b>140000</b>	<b>151000</b>	<b>155000</b>
<b>22</b>		<b>Use of Goods and Services</b>						
<b>2211</b>		Use of Goods and Services						
	202	Telecommunications Services	41000	10000	10000	20000	20000	20000
	203	Water	9034	10000	10000	10000	10000	10000
	204	Electricity	79970	90000	85000	120000	120000	120000
	205	Fuels	109976	110000	110000	120000	120000	125000
	001	Heating	20000	20000	20000	20000	20000	20000
	003	Transport vehicles and heavy equipment	89976	90000	90000	100000	100000	105000
	206	Maintenance of Machines, furniture and accessories	37495	40000	40000	40000	40000	40000
	207	Maintenance of vehicles, equipment and accessories	44991	50000	50000	50000	50000	50000
	208	Repair and maintenance of buildings and accessories	19896	20000	20000	20000	20000	20000
	209	Stationery, Publications and Office Supplies	16497	26000	26000	20000	20000	20000
	210	Substances and raw materials (medicines, clothes, food, films, etc..)	1985	1500	1500	2000	2000	2000
<b>Total</b>			<b>360844</b>	<b>357500</b>	<b>352500</b>	<b>402000</b>	<b>402000</b>	<b>407000</b>
<b>Total of Activity</b>			<b>1481357</b>	<b>1522500</b>	<b>1484500</b>	<b>1763000</b>	<b>1823000</b>	<b>1874000</b>
<b>Activity : 602 - Electronic Tracking</b>								
Group	Item	Description	Actual 2018	Estimated 2019	Re-estimated 2019	Estimated 2020	Indicative 2021	Indicative 2022
<b>21</b>		<b>Compensations of Employees</b>						
<b>2111</b>		Salaries, Wages and Allowances						
	101	Classified Employees	23089	20000	15000	10000	10000	10000
	102	Unclassified Employees	413907	430000	430000	460000	480000	490000
	105	Personal Cost of Living Allowance	249782	210000	210000	305000	310000	320000
	106	Family Cost of Living Allowance	39739	55000	45000	50000	50000	50000
	111	Additional Allowance	275830	315000	300000	306000	320000	323000
	120	Contract Employees	29998	35000	30000	90000	100000	120000
<b>Total</b>			<b>1032345</b>	<b>1065000</b>	<b>1030000</b>	<b>1221000</b>	<b>1270000</b>	<b>1313000</b>
<b>2121</b>		Social Security Contributions						
	301	Social Security	89996	100000	100000	140000	151000	155000
<b>Total</b>			<b>89996</b>	<b>100000</b>	<b>100000</b>	<b>140000</b>	<b>151000</b>	<b>155000</b>
<b>22</b>		<b>Use of Goods and Services</b>						
<b>2211</b>		Use of Goods and Services						
	202	Telecommunications Services	26500	10000	10000	20000	20000	20000
	203	Water	6996	10000	10000	10000	10000	10000
	204	Electricity	79992	90000	85000	120000	120000	120000
	205	Fuels	109996	110000	110000	120000	120000	125000
	001	Heating	20000	20000	20000	20000	20000	20000
	003	Transport vehicles and heavy equipment	89996	90000	90000	100000	100000	105000
	206	Maintenance of Machines, furniture and accessories	38385	40000	40000	40000	40000	40000
	207	Maintenance of vehicles, equipment and accessories	44987	45000	45000	50000	50000	50000
	208	Repair and maintenance of buildings and accessories	12999	20000	20000	20000	20000	20000
	209	Stationery, Publications and Office Supplies	23599	26000	26000	20000	20000	20000
	210	Substances and raw materials (medicines, clothes, food, films, etc..)	1994	1500	1500	2000	2000	2000
<b>Total</b>			<b>345448</b>	<b>352500</b>	<b>347500</b>	<b>402000</b>	<b>402000</b>	<b>407000</b>
<b>Total of Activity</b>			<b>1467789</b>	<b>1517500</b>	<b>1477500</b>	<b>1763000</b>	<b>1823000</b>	<b>1875000</b>
<b>Total of Program</b>			<b>2949146</b>	<b>3040000</b>	<b>2962000</b>	<b>3526000</b>	<b>3646000</b>	<b>3749000</b>
<b>Total of Chapter</b>			<b>67959593</b>	<b>70676000</b>	<b>69551000</b>	<b>70615000</b>	<b>76559000</b>	<b>77893000</b>

\* This item shall be disbursed not exceeding the amount supplied to the Public Treasury according to provisions of applicable Revenues Supplying Law of Government Departments and Units.

# Overall Summary of Capital Expenditures for the Years 2018 - 2022

Chapter : 1503 Ministry of Finance/ Jordan Customs

( In JDs )

Group	Item	Description	Actual 2018	Estimated 2019	Re-estimated 2019	Estimated 2020	Indicative 2021	Indicative 2022
		Expenditures						
22		Use of Goods and Services						
2211		Use of Goods and Services						
	512	Operating and Sustaining Expenditures	3109955	4440000	4440000	4300000	3800000	3000000
Total			3109955	4440000	4440000	4300000	3800000	3000000
		Fixed Assets						
31		Non-financial Assets						
3111		Buildings and Constructions						
	508	Works and Constructions	753640	2054000	2054000	19298000	18720000	17510000
Total			753640	2054000	2054000	19298000	18720000	17510000
3112		Devices, Machinery and Equipment						
	505	Equipment, Machines and Devices	1017961	2079000	2079000	1600000	1600000	400000
Total			1017961	2079000	2079000	1600000	1600000	400000
3122		Inventories						
	503	Materials and supplies	499550	667000	667000	800000	800000	600000
Total			499550	667000	667000	800000	800000	600000
Total of Chapter			5381106	9240000	9240000	25998000	24920000	21510000

# Capital Expenditures According to Program and Projects for the Years 2018 - 2022

Chapter : 1503 Ministry of Finance/ Jordan Customs

( In JDs )

Program 2401 Administration and Support Services								
Project		004 Supportive Services and Infrastructure Project						
Fund Source		102001 Capital (Treasury)						
Group	Item	Description	Actual 2018	Estimated 2019	Re-estimated 2019	Estimated 2020	Indicative 2021	Indicative 2022
22		Use of Goods and Services						
2211		Use of Goods and Services						
	512	Operating and Sustaining Expenditures						
	013	Services contracts	1280260	1490000	1490000	1300000	1300000	1300000
		Total of Item	1280260	1490000	1490000	1300000	1300000	1300000
31		Non-financial Assets						
3111		Buildings and Constructions						
	508	Works and Constructions						
	040	Constructions	0	0	0	400000	650000	650000
		Total of Item	0	0	0	400000	650000	650000
3112		Devices, Machinery and Equipment						
	505	Equipment, Machines and Devices						
	062	Solar cells systems and equipment	183668	33000	33000	100000	100000	100000
		Total of Item	183668	33000	33000	100000	100000	100000
3122		Inventories						
	503	Materials and supplies						
	028	Substances and raw materials	499550	667000	667000	600000	600000	600000
		Total of Item	499550	667000	667000	600000	600000	600000
		Total of Project / Treasury	1963478	2190000	2190000	2400000	2650000	2650000
Project		007 Developing and updating the IT ( E- transformation)						
Fund Source		102001 Capital (Treasury)						
Group	Item	Description	Actual 2018	Estimated 2019	Re-estimated 2019	Estimated 2020	Indicative 2021	Indicative 2022
22		Use of Goods and Services						
2211		Use of Goods and Services						
	512	Operating and Sustaining Expenditures						
	015	Operating systems and software	249676	0	0	0	0	0
	016	Software licenses	299972	0	0	0	0	0
		Total of Item	549648	0	0	0	0	0
31		Non-financial Assets						
3112		Devices, Machinery and Equipment						
	505	Equipment, Machines and Devices						
	001	Computers and accessories	399934	0	0	0	0	0
	055	Technical devices	434359	0	0	0	0	0
		Total of Item	834293	0	0	0	0	0
		Total of Project / Treasury	1383941	0	0	0	0	0
		Total of Program	3347419	2190000	2190000	2400000	2650000	2650000



# Capital Expenditures According to Program and Projects for the Years 2018 - 2022

Chapter : 1503 Ministry of Finance/ Jordan Customs

( In JDs )

Program 2405 Collection Efficiency and Society Service								
Project		002 Camera and Television Control System						
Fund Source		102001	Capital (Treasury)					
Group	Item	Description	Actual 2018	Estimated 2019	Re-estimated 2019	Estimated 2020	Indicative 2021	Indicative 2022
22		Use of Goods and Services						
2211		Use of Goods and Services						
	512	Operating and Sustaining Expenditures						
	006	Devices, tools and equipment maintenance	800000	800000	800000	800000	800000	800000
		Total of Item	800000	800000	800000	800000	800000	800000
		Total of Project / Treasury	800000	800000	800000	800000	800000	800000
Project		011 Sustaining and operating X-Ray devices						
Fund Source		102001	Capital (Treasury)					
Group	Item	Description	Actual 2018	Estimated 2019	Re-estimated 2019	Estimated 2020	Indicative 2021	Indicative 2022
22		Use of Goods and Services						
2211		Use of Goods and Services						
	512	Operating and Sustaining Expenditures						
	006	Devices, tools and equipment maintenance	380161	500000	500000	1300000	800000	800000
		Total of Item	380161	500000	500000	1300000	800000	800000
		Total of Project / Treasury	380161	500000	500000	1300000	800000	800000
Project		012 Establishing Amman Customs / Madoneh						
Fund Source		102001	Capital (Treasury)					
Group	Item	Description	Actual 2018	Estimated 2019	Re-estimated 2019	Estimated 2020	Indicative 2021	Indicative 2022
31		Non-financial Assets						
3111		Buildings and Constructions						
	508	Works and Constructions						
	040	Constructions	753640	2054000	2054000	18498000	17670000	16860000
		Total of Item	753640	2054000	2054000	18498000	17670000	16860000
		Total of Project / Treasury	753640	2054000	2054000	18498000	17670000	16860000

# Capital Expenditures According to Program and Projects for the Years 2018 - 2022

Chapter : 1503 Ministry of Finance/ Jordan Customs

( In JDs )

Program 2405 Collection Efficiency and Society Service								
Project		013 National Window for customs						
Fund Source		102001	Capital (Treasury)					
Group	item	Description	Actual 2018	Estimated 2019	Re-estimated 2019	Estimated 2020	Indicative 2021	Indicative 2022
22		Use of Goods and Services						
2211		Use of Goods and Services						
	512	Operating and Sustaining Expenditures						
	013	Services contracts	0	850000	850000	500000	500000	0
	015	Operating systems and software	0	0	0	300000	300000	0
	016	Software licenses	0	700000	700000	0	0	0
	Total of Item		0	1550000	1550000	800000	800000	0
31		Non-financial Assets						
3111		Buildings and Constructions						
	508	Works and Constructions						
	040	Constructions	0	0	0	400000	400000	0
	Total of Item		0	0	0	400000	400000	0
3112		Devices, Machinery and Equipment						
	505	Equipment, Machines and Devices						
	001	Computers and accessories	0	480000	480000	0	0	0
	055	Technical devices	0	666000	666000	600000	600000	0
	Total of Item		0	1146000	1146000	600000	600000	0
3122		Inventories						
	503	Materials and supplies						
	028	Substances and raw materials	0	0	0	200000	200000	0
	Total of Item		0	0	0	200000	200000	0
	Total of Project / Treasury		0	2696000	2696000	2000000	2000000	0
Total of Program			1933801	6050000	6050000	22598000	21270000	18460000

# Capital Expenditures According to Program and Projects for the Years 2018 - 2022

Chapter : 1503 Ministry of Finance/ Jordan Customs

( In JDs )

Program 2410 Anti-Smuggling								
Project		001 E-tracking and management system for transit trucks						
Fund Source		102001	Capital (Treasury)					
Group	Item	Description	Actual 2018	Estimated 2019	Re-estimated 2019	Estimated 2020	Indicative 2021	Indicative 2022
22		Use of Goods and Services						
2211		Use of Goods and Services						
	512	Operating and Sustaining Expenditures						
	002	Telephone, fax and post	19888	100000	100000	100000	100000	100000
	006	Devices, tools and equipment maintenance	79998	0	0	0	0	0
		Total of Item	99886	100000	100000	100000	100000	100000
31		Non-financial Assets						
3112		Devices, Machinery and Equipment						
	505	Equipment, Machines and Devices						
	055	Technical devices	0	300000	300000	300000	300000	300000
		Total of Item	0	300000	300000	300000	300000	300000
		Total of Project / Treasury	99886	400000	400000	400000	400000	400000
Project		003 CCTV system for customs patrols						
Fund Source		102001	Capital (Treasury)					
Group	Item	Description	Actual 2018	Estimated 2019	Re-estimated 2019	Estimated 2020	Indicative 2021	Indicative 2022
31		Non-financial Assets						
3112		Devices, Machinery and Equipment						
	505	Equipment, Machines and Devices						
	055	Technical devices	0	600000	600000	600000	600000	0
		Total of Item	0	600000	600000	600000	600000	0
		Total of Project / Treasury	0	600000	600000	600000	600000	0
Total of Program			99886	1000000	1000000	1000000	1000000	400000
Total of Chapter			5381106	9240000	9240000	25998000	24920000	21510000