

Chapter : 2201 Ministry of Agriculture

Creation:	The Ministry of Agriculture was established in 1939 under Law No. (20) for the year 1973 which was amended under Agriculture Law No. 44 for the year 2002, and amendments thereto. A new law for agriculture was issued under No. 13 for the year 2015.
Vision :	An agricultural sector that is effective in enhancing food security, achieving comprehensive development, improving the farmers' incomes, sustaining the resources' utilization and fair distribution of the development gains
Mission:	Regulating the agricultural sector to become consistent with the national objectives and contribute to achieving sustainable development while preserving the environment and agricultural resources, enhancing self-reliance and rural development and linking production to the demands of the internal and external markets.
Legal Framework :	Agriculture Law No. (13) for the year 2015

Tasks of the Ministry / Department:

- _ Preserve and develop the agricultural resources.
- _ Increase self-reliance and improve the agricultural trading balance.
- _ Upgrade the agricultural and livestock production efficiency.
- _ Achieve integration with other sectors in the national economy.
- _ Develop agricultural research, technology transfer and expand in agricultural guidance to serve agricultural development.
- _ Provide suitable institutional and investment environment to achieve agricultural development.
- _ Provide health protection to livestock, plant and environment resources.
- _ Contribute to comprehensive rural and agricultural development through financing farmers.
- _ Achieve food security on family level and combat poverty and unemployment.
- _ Agricultural development through developing the concept of regions
- _ Cooperate with the local, Arab, regional and international institutions to implement agricultural research programs and technology transfer and provide consultations in the field of agriculture.

Ministry/Department Contribution to the Achievement of the National Objectives:

- _ Develop the Jordanian economy to be prosperous.
- _ Improve infrastructure and its return.
- _ Preserve the environment.

Major Issues and Challenges which face the Ministry / Department:

- _ Regression in agricultural lands due to expansion in organization and legislation stimulating the division of lands
- _ Continuation of disintegration of agricultural property to smaller areas and increase in the number of agricultural beneficiaries
- _ Fluctuation and irregularity of rain quantities and succession of years of drought
- _ Deterioration of the quality of irrigation water due to increasing the rate of high salinity treated water in its mix
- _ The reluctance of local labour to work in agriculture, and almost complete reliance on expatriate labour and dropout of expatriate labour from the agricultural sector and the increase of their wages
- _ Shortage in the number and efficiency of administrative and technical cadres
- _ Low infrastructure of the plant and animal resources laboratories a matter which leads to non-availability of laboratory tests and inability to approve them internationally for granting quality certificates
- _ Unavailability of the necessary accurate and trustworthy agricultural information and statistics in the proper time for sound production and marketing planning.

Major Issues and Challenges which face the Ministry / Department:

- Low organization of the agricultural sector and farmers' associations and inability of the private sector and the agricultural organizations to find suitable solutions, particularly in the field of marketing, storage and purchase of production inputs and incompleteness of the laws regulating the work
- Small size of most production and marketing units
- Low level of technology use
- Weather hazards (temperature, frost, winds, floods, rain) especially with climate change and agricultural pests' dangers
- Low institutional and organizational structure

Strategic Objectives and Performance Indicators of the Ministry / Department

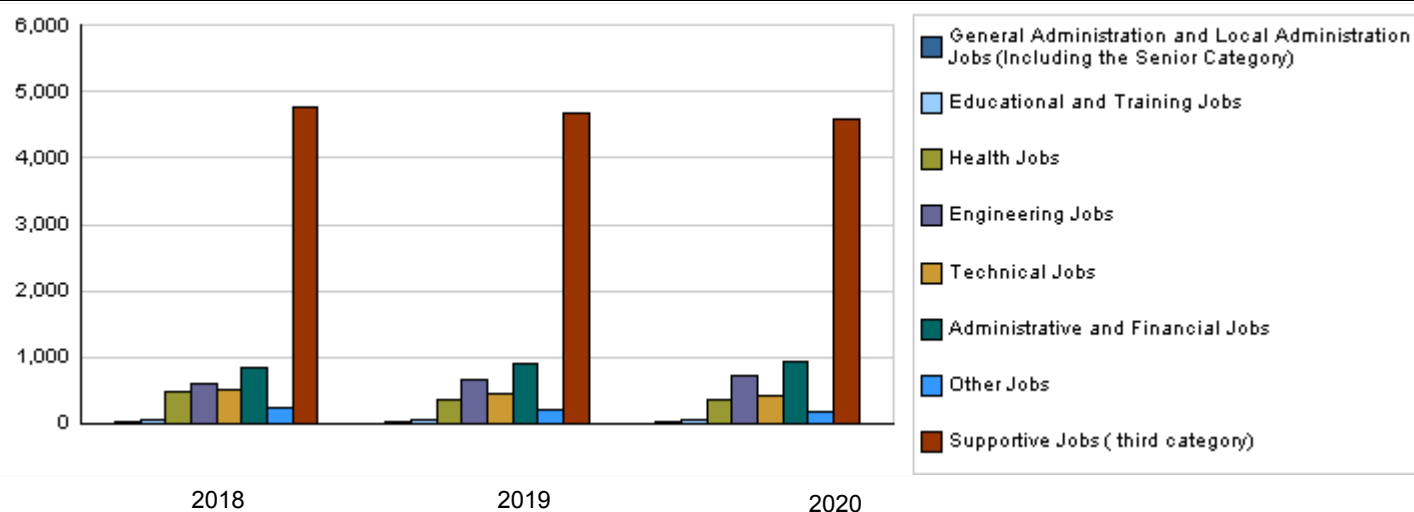
Strategic Objective	Performance Indicator	Base year	Value	Actual Value	Target Value	Preliminary Self Evaluation	Target Value		
				2018	2019	2019	2020	2021	2022
1 - To maintain the sustainability of the agricultural resources and biodiversity without causing damage to the environment.	1 Area planted with fruitful trees and vegetables (thousand donums)	2014	1353	1200	1353	1200	1200	1200	1200
	2 Number of forestry plant-lings produced annually (million)	2014	2.5	3.1	2.5	3.1	3.1	3.1	3.1
	3 Increase forestry area (thousand donums)	2014	913	925	917	929	933	937	941
	4 Reduction of encroachments on forestry and pastures (number)	2014	491	376	425	357	339	321	305
	5 Protection and sustainability of forestry stations and reserves (number)	2014	65	58	67	59	59	59	59
	6 Increase in the harvest water means capacity in the farm annually (thousand m3)	2014	10.3	27.5	11.3	27.5	29.5	30.5	31.5
	7 Area of reclaimed agriculture lands (thousand donums) annually	2014	1.8	5.6	1.8	5.6	5.6	5.6	5.6
	8 Length of padded irrigation canals annually (Km)	2014	3.5	12.6	3.5	12.6	12.6	12.6	12.6
	9 Upgrade the harvested water capacity in Jordanian badia (Million m3) annually	2014	10	11.9	12	12.4	12.9	13.4	13.9
	10 Families benefiting from food security projects annually (number)	2014	75	936	75	1000	1000	1000	1000
2 - To achieve sustainable local agricultural production with more efficiency and productivity.	1 Percentage of agricultural domestic product growth	2014	%20	%5.4	%15	%6.4	%7.4	%8.4	%9.4
	2 Number of fruitful plant-lings produced annually (thousand plant-lings)	2014	150	549	150	560	570	580	590
	3 Increase in the areas rates of epidemic agricultural pest campaigns (thousand donums)	2014	39	50	40	50	50	50	50
	4 Increase in the number of livestock immune against epidemic diseases (million doses)	2014	7.5	9.3	7.5	9.7	10.2	10.7	11.2
	5 Increase in the numbers of numbered livestock resources annually (thousand heads)	2014	730	315	740	320	325	330	335
	6 Numbers of improved sheep and goats distributed to the farmers annually (head)	2014	400	290	400	300	310	320	330
	7 Increase in the capacity of plant resources laboratories annually (thousand examinations)	2014	29	20	31	21	22	23	24
	8 Increase in the capacity of livestock resources laboratories (thousand examinations)	2014	32	18.5	32	19.4	20.3	21.2	22.1
	9 Increase in the number of farmers adopting the modern techniques developed by the Center	2014	4000	23000	6500	23000	23000	23000	23000
	10 Number of farmers benefiting from the training courses and workshops	2014	7000	1100	6000	1100	1100	1100	1100
	11 Number of campaigns combating house insects in built-up area in the Jordan Valley annually (campaign)	2014	2	2	2	2	2	2	2
3 - To improve the investment environment in the agricultural sector	1 Issuance of import and export licenses for agricultural products (thousand licenses)	2014	17.85	20	20	20	20	20	20
	2 Training and habilitation of (950) employees in the technical fields and basic skills annually	2014	950	950	950	950	950	950	950
	3 Increase in the licensing of livestock resources establishments at a rate of 1% annually (establishment)	2014	3333	3232	3400	3264	3296	3328	3360

Strategic Objectives and Performance Indicators of the Ministry / Department

Strategic Objective	Performance Indicator	Base year	Value	Actual Value	Target Value	Preliminary Self Evaluation	Target Value		
				2018	2019	2019	2020	2021	2022
3 - To improve the investment environment in the agricultural sector	4 Increase in the licensing of plant resources establishments at a rate of 1% annually (establishment)	2014	1212	624	1236	630	636	642	648
	5 Value of agricultural exports (million JDs)	2014	1321	721	900	741	766	796	831
	6 Increase in the rate of agricultural exports	2014	%22	-%10	%25	%2.8	%3.4	%3.9	%4.4

Number of Staff of the Ministry / Department

Group	Job	2018			2019			Preliminary 2020		
		Male	Female	Total	Male	Female	Total	Male	Female	Total
General Administration and Local Administration Jobs (Including the Senior Category)	Supervisory and leadership jobs	18	11	29	21	13	34	21	13	34
Educational and Training Jobs	Educational and training jobs	42	21	63	45	24	69	45	23	68
Health Jobs	Physician	265	94	359	202	52	254	202	50	252
	Associate Nurse	96	0	96	96	0	96	96	0	96
	Other jobs	10	8	18	10	8	18	10	0	10
	Pharmacist	2	0	2	2	0	2	2	0	2
Engineering Jobs	Engineer	425	111	536	432	118	550	450	160	610
	Other jobs	45	18	63	99	17	116	95	5	100
Technical Jobs	Technical jobs	335	173	508	340	110	450	325	96	421
Administrative and Financial Jobs	Administrative and financial jobs	573	259	832	717	201	918	740	189	929
Other Jobs	Other jobs	160	81	241	144	59	203	140	49	189
Supportive Jobs (third category)	Supportive employee (Driver, Office Boy)	3595	1168	4763	3556	1132	4688	3465	1110	4575
Total		5566	1944	7510	5664	1734	7398	5591	1695	7286
Total Cost of Salaries		30720021	10729379	41449400	31609836	9677164	41287000	32232276	9771724	42004000



Key Information of the Ministry / Department

No.	Description	base year	Value	Primary 2019	Estimated 2020												
					Irbid	Mafraq	Jarsh	Ajloun	Amman	Balqa'	Zaraq'	Madaba	Karak	Ma'an	Tafila	Aqaba	Total
1	Number of agricultural stations	2014	23	28	5	2	2	0	0	9	1	1	3	1	3	1	28
2	Number of agricultural centers	2014	20	30	3	3	1	1	4	5	5	1	2	2	0	3	30
3	Number of veterinary clinics	2014	48	52	9	5	1	2	6	5	3	3	6	5	3	4	52
4	Number of forestry nurseries	2014	10	12	1	1	2	0	1	2	0	1	1	1	1	1	12
5	Number of extension units	2014	12	17	1	1	1	1	1	6	1	1	1	1	1	1	17
6	Number of reserves	2014	29	35	0	7	0	1	4	2	2	3	7	7	2	0	35
7	Number of directorates	2014	43	76	8	4	1	2	34	7	2	2	8	4	3	1	76

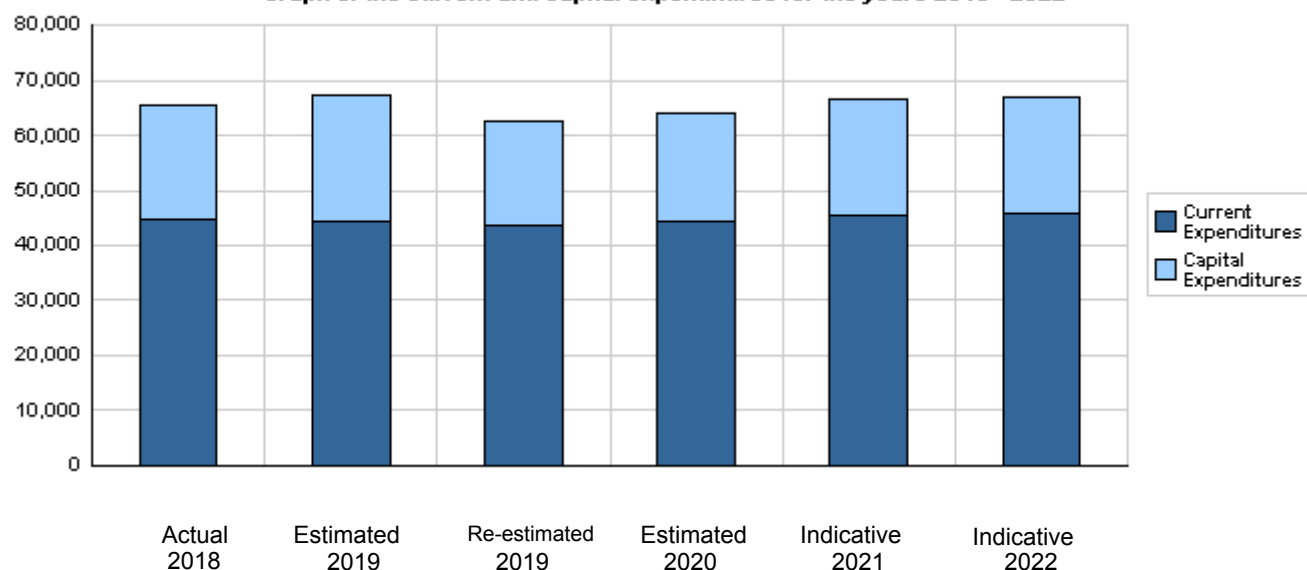
Overall Summary of Expenditures for Chapter 2201- Ministry of Agriculture
for the Years 2018 - 2022

(In JDs)

Description		Actual 2018	Estimated 2019	Re-estimated 2019	Estimated 2020	Indicative 2021 2022	
Group	Current Expenditures						
2111	Salaries, Wages and Allowances	37,193,441	37,808,000	36,987,000	37,574,000	38,471,000	39,017,000
2121	Social Security Contributions	4,255,959	4,300,000	4,300,000	4,430,000	4,498,000	4,566,000
2211	Use of Goods and Services	2,146,267	2,048,000	2,000,000	2,049,000	2,050,000	2,050,000
2511	Subsidies to Public Corporations	300,000	300,000	300,000	300,000	310,000	310,000
2631	Support to General Government Units	953,000	0	0	0	0	0
2821	Other Current Expenditures	25,635	27,000	27,000	27,000	27,000	27,000
Total current expenditures		44,874,302	44,483,000	43,614,000	44,380,000	45,356,000	45,970,000
Capital Expenditures							
2111	Salaries, Wages and Allowances	4,039,048	4,254,000	4,204,000	5,439,000	5,191,550	5,089,050
2211	Use of Goods and Services	7,531,236	4,809,611	4,395,801	4,520,500	4,998,500	5,019,000
2511	Subsidies to Public Corporations	1,058,061	1,062,500	1,062,500	1,062,500	1,062,000	1,062,000
2822	Other Capital Expenditures	186,999	333,102	254,102	115,000	140,000	140,000
3111	Buildings and Constructions	3,807,571	6,079,430	4,476,959	4,687,085	5,571,000	5,394,000
3112	Devices, Machinery and Equipment	1,062,912	2,598,733	1,720,519	1,415,500	1,075,500	990,500
3113	Other Fixed Assets	146,484	276,058	261,058	25,000	45,000	40,000
3122	Inventories	2,669,589	3,216,566	2,661,061	2,246,415	3,186,450	3,137,450
Total capital expenditures		20,501,900	22,630,000	19,036,000	19,511,000	21,270,000	20,872,000
Treasury		20,462,348	21,630,000	18,536,000	18,811,000	20,570,000	20,172,000
Loans		39,552	1,000,000	500,000	700,000	700,000	700,000
Total current and capital expenditures		65,376,202	67,113,000	62,650,000	63,891,000	66,626,000	66,842,000

(Thousands of JDs)

Graph of the current and capital expenditures for the years 2018 - 2022

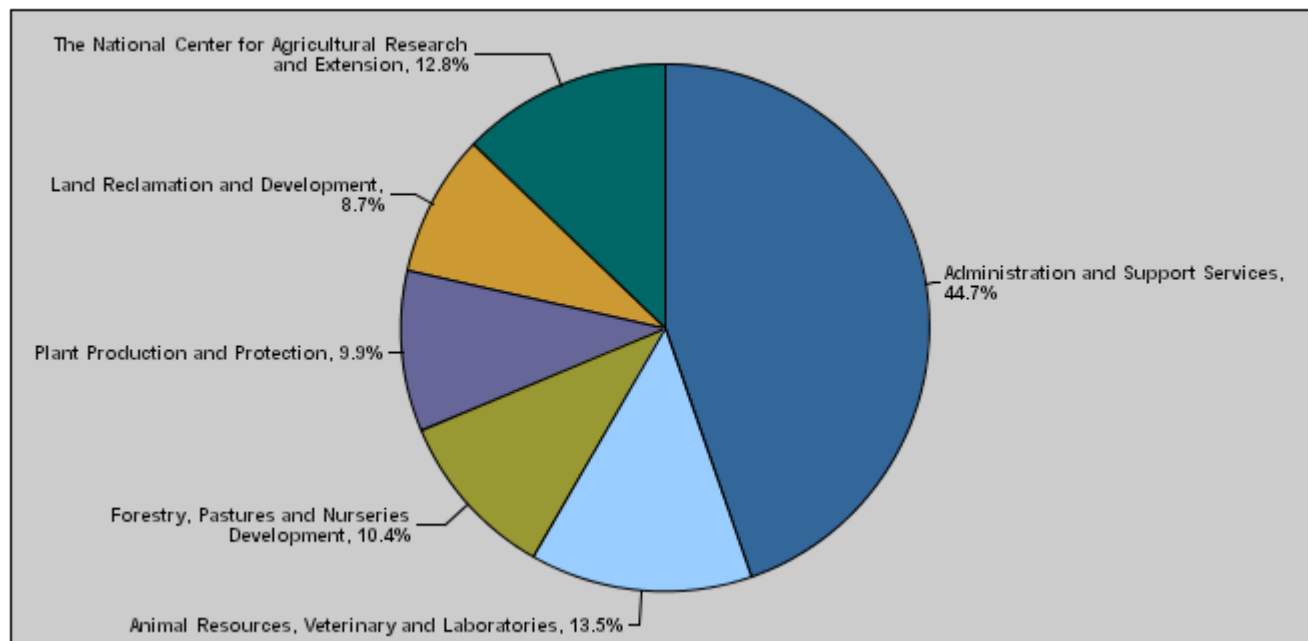


Budget of Chapter 2201 - Ministry of Agriculture
For the Year 2020 Distributed According to Program

(In JDs)

Prog.	Description	Current Expenditures	Capital Expenditures	Total Expenditures
4001	Administration and Support Services	20,005,500	8,533,915	28,539,415
4005	Animal Resources, Veterinary and Laboratories	7,157,000	1,497,085	8,654,085
4010	Forestry, Pastures and Nurseries Development	4,373,500	2,275,000	6,648,500
4015	Plant Production and Protection	5,000,000	1,325,000	6,325,000
4020	Land Reclamation and Development	1,622,000	3,910,000	5,532,000
4025	The National Center for Agricultural Research and Extension	6,222,000	1,970,000	8,192,000
Total		44,380,000	19,511,000	63,891,000

Total Expenditures for the Year 2020 Distributed According to Programs



Estimated Allocations for Females distributed according to Programs for the Years 2018 - 2022

Program		2018	2019	2020	2021	2022
4001	Administration and Support Services	4909000	4614000	4604000	4662000	4706000
4005	Animal Resources, Veterinary and Laboratories	1652000	1631000	1646000	1710000	1726000
4010	Forestry, Pastures and Nurseries Development	987000	953000	1006000	1043000	1054000
4015	Plant Production and Protection	1056000	1094000	1150000	1180000	1219000
4020	Land Reclamation and Development	337000	353000	373000	380000	388000
4025	The National Center for Agricultural Research and Extension	1380000	1387000	1431000	1458000	1480000
Total		10321000	10032000	10210000	10433000	10573000

4001	Administration and Support Services Program
------	---

Objective of the program :

Provide support, assistance and follow up services for the remaining programs of the Ministry.

The strategic objective related to the program :

To improve the investment environment in the agricultural sector.

Directorates associated with the program :

- 1- Administration and Services Directorate
- 2- Human Resources Directorate
- 3- Financial Affairs Directorate
- 4- Tenders and Procurement Directorate
- 5- Warehouses Directorate
- 6- Marketing Administration
- 7- Computer Technology and Communications Directorate
- 8- Monitoring and Evaluation Directorate
- 9- Internal Control Directorate

Services provided by the program :

- 1- Prepare studies and take measures related to developing and qualifying human resources to ensure good performance.
- 2- Supervise all administrative activities related to the Ministry's work and prepare manpower tables.
- 3- Prepare the draft general budget of the Ministry in coordination with other directorates.
- 4- Participate in formulating the financial policies of the Ministry and present them to the higher management to take suitable decisions and supervise their implementation after their approval.
- 5- Prepare the technical specifications of the devices, supplies and buildings and maintain them in cooperation with the concerned agencies.
- 6- Identify the Ministry's requirements of supplies and equipment in coordination with the concerned agencies.

Staff working in the program :

The program is implemented through a functional staff in 2019 estimated with (3599) staff, including (2600) males and (999) females .

Performance Measurement Indicators for Program

Performance Measurement Indicator	Base Year	Value	Actual value	Target Value	Preliminary Self Evaluation	Target Value		
			2018	2019	2019	2020	2021	2022
1 Increase in the rate of agricultural exports	2014	%22	%10-	%25	%2.8	%3.4	%3.9	%4.4
2 Value of agricultural exports (JD million)	2014	1321	721	900	741	766	796	831
3 Issue import and export licenses for agricultural products (thousand licenses)	2014	17.85	20	20	20	20	20	20
4 Train and qualify (950) employees in the technical fields and basic skills annually	2014	950	950	950	950	950	950	950
5 Increase licensing of animal resources establishments at 1% annually (establishment)	2014	3333	3232	3400	3264	3296	3328	3360
6 Increase licensing of plant resources establishments at 1% annually (establishment)	2014	1212	624	1236	630	636	642	648

Appropriations Of Administration and Support Services Program as Per Activities and Projects.

(In JDs)

Activities and Projects		Actual 2018	Estimated 2019	Re-estimated 2019	Estimated 2020	Indicative	
						2021	2022
Current Expenditures		21,341,661	20,524,000	20,113,000	20,005,500	20,269,500	20,461,500
601	Administrative and Support Services	21,341,661	20,524,000	20,113,000	20,005,500	20,269,500	20,461,500
Capital Expenditures		10,901,267	9,248,612	7,593,836	8,533,915	9,019,500	8,732,685
001	Sustaining and Developing Agricultural Services Project	8,796,202	4,610,314	4,600,000	5,965,915	6,055,500	5,948,685
002	Agricultural Risks Fund	995,561	1,000,000	1,000,000	1,000,000	1,000,000	1,000,000
009	Border Centers Development	19,725	30,000	30,000	50,000	105,000	125,000
010	Establishment of agriculture database	139,677	150,000	150,000	150,000	135,000	135,000
701	Constructing and maintaining buildings in Ajloun governorate	150,535	162,850	105,000	390,000	370,000	320,000
702	Improving the agricultural facilities in the capital governorate	265,558	1,141,112	500,000	285,000	40,000	40,000
703	Establishing and expanding agricultural centers in Zarqa governorate	115,885	116,300	76,300	120,000	0	0
704	Establishing a building for farmers services / Ma'daba governorate	188,128	144,436	144,436	171,000	100,000	100,000
705	Establishing and equipping buildings in Balqa' governorate	56,206	156,000	106,000	255,000	65,000	0
707	Agricultural machines and vehicles / Aqaba governorate	56,875	64,200	14,200	0	0	0
709	Drying tomato (factory) in Southern Ghours district / Karak governorate	116,915	0	0	0	0	0

Budget Chapter 2201 - Ministry of Agriculture Distributed According to the Program

4001 Administration and Support Services Program		Appropriations Of Administration and Support Services Program as Per Activities and Projects. (In JDs)					
Activities and Projects		Actual 2018	Estimated 2019	Re-estimated 2019	Estimated 2020	Indicative 2021 2022	
Capital Expenditures		10,901,267	9,248,612	7,593,836	8,533,915	9,019,500	8,732,685
710	Expanding the building of Mafraq Agriculture directorate in Mafraq governorate	0	57,100	57,100	0	0	0
711	Maintaining warehouses in Al-Walah Agricultural station Ma'daba governorate	0	65,000	40,000	0	0	0
712	Agricultural heavy duty machines in Irbid governorate	0	112,000	112,000	48,000	200,000	200,000
713	Maintain and expand buildings in Balqa' governorate	0	15,000	15,000	10,000	0	0
714	Purchase agricultural heavy duty machines in Balqa' governorate	0	149,500	55,000	59,000	0	0
715	Establish and maintain buildings and stations in Al-Karak governorate	0	396,000	250,000	30,000	590,000	520,000
716	Plastic bottles factory / Karak governorate	0	490,000	0	0	0	0
717	Establishing and maintaining agricultural buildings in Ma'an governorate	0	55,000	55,000	0	45,000	0
718	Maintaining and rehabilitating agriculture directorates and centers in Aqaba governorate	0	135,800	135,800	0	0	0
719	Establish an Alqureqra agricultural center / Aqaba governorate	0	150,000	110,000	0	0	0
720	Establishing and maintaining Northern Ghours agriculture centers, stations and buildings /Irbid governorate	0	48,000	38,000	0	0	0
721	Construction and maintenance of agricultural buildings in Mafraq Governorate	0	0	0	0	130,000	110,000
722	Rehabilitation and training of workers in the agricultural sector in the Capital Governorate	0	0	0	0	24,000	24,000
723	Agricultural guidance / Zarqa Governorate	0	0	0	0	10,000	10,000
724	Maintenance of agricultural buildings and facilities in Tafila Governorate	0	0	0	0	150,000	200,000
Program / Treasury		10,901,267	9,248,612	7,593,836	8,533,915	9,019,500	8,732,685
Total Program		32,242,928	29,772,612	27,706,836	28,539,415	29,289,000	29,194,185

4005	Animal Resources, Veterinary and Laboratories Program
------	---

Objective of the program :

- 1- Provide health care to animal resources.
- 2- Improve the capacity of determining possession of animal resources.
- 3- Improve the offsprings of goats and sheep.
- 4- Develop agricultural laboratories.

The strategic objective related to the program :

To achieve sustainable local agricultural production with more efficiency and productivity

Directorates associated with the program :

- 1- Veterinary Directorate
- 2- Livestock Resources Laboratories Directorate
- 3- Livestock Production Directorate

Services provided by the program :

- 1- Encourage investment in intensive livestock production and sheep fattening projects through providing studies for feasible projects.
- 2- Sustain and develop livestock production stations of the Ministry and secure supplies of these stations.
- 3- Prepare, apply, adopt and review livestock health conditions to ensure preventing of disease transmission through livestock products and production inputs to protect the health of humans and animals.
- 4- Identify laboratories requirements of equipment, supplies, chemical and biological materials and follow up their provision.
- 5- Prepare technical instructions for ways of taking and transferring pathological and diagnostic samples, samples of fodder, medicines and veterinary products etc.
- 6- Receive, record and distribute laboratory samples to the specialized laboratories for analysis.
- 7- Develop the work of laboratories to improve their capabilities and adoption by concerned authorities.

Staff working in the program :

The program is implemented through a functional staff in 2019 estimated with (1286) staff, including (1001) males and (285) females .

Performance Measurement Indicators for Program

Performance Measurement Indicator		Base Year	Value	Actual value	Target Value	Preliminary Self Evaluation	Target Value		
				2018	2019	2019	2020	2021	2022
1	Increase in the number of livestock immune against epidemic diseases (million doses)	2014	7.5	9.3	7.5	9.7	10.2	10.7	11.2
2	Increase in the numbers of numbered livestock resources annually (thousand heads)	2014	730	315	740	320	325	330	335
3	Numbers of improved sheep and goats distributed to the farmers annually (head)	2014	400	290	400	300	310	320	330
4	Increase in the capacity of livestock resources laboratories (thousand examinations)	2014	32	18.5	32	19.4	20.3	21.2	22.1

Appropriations Of Animal Resources, Veterinary and Laboratories Program as Per Activities and Projects.

(In JDs)

Activities and Projects		Actual 2018	Estimated 2019	Re-estimated 2019	Estimated 2020	Indicative	
						2021	2022
Current Expenditures		7,182,780	7,265,000	7,090,000	7,157,000	7,436,000	7,506,000
601	Sustaining work of veterinary laboratories and animal production stations	7,182,780	7,265,000	7,090,000	7,157,000	7,436,000	7,506,000
Capital Expenditures		1,449,761	2,235,341	1,733,232	1,497,085	1,953,000	1,885,315
005	Numbering Livestock Project in the Kingdom	84,350	0	0	0	0	0
013	Development of sheep stations/ Al-Walah/ Al-Musherfeh/Al-Fajij	110,991	0	0	0	0	0
014	Support and protection of livestock resources	705,596	435,000	400,000	990,000	790,000	790,000
017	Establishing antibiotic residues laboratory	38,162	100,000	100,000	70,000	70,000	70,000
701	Establishing and equipping veterinary laboratories and clinics in Irbid governorate	182,075	345,709	298,000	43,500	495,000	495,000
702	Establishing and equipping veterinary laboratories and clinics in Ma'raq governorate	79,449	156,100	106,100	263,585	0	0
705	Establishing a modern veterinary clinic and veterinary laboratory to serve and develop the livestock sector / Jerash governorate	50,041	31,042	31,042	0	0	0
709	Agricultural Quarry - Al Mudawara Border Center / Ma'an Governorate	0	74,657	49,657	0	0	0

Budget Chapter 2201 - Ministry of Agriculture Distributed According to the Program

4005	Animal Resources, Veterinary and Laboratories Program						
Appropriations Of Animal Resources, Veterinary and Laboratories Program as Per Activities and Projects.							(In JDs)
Activities and Projects		Actual 2018	Estimated 2019	Re-estimated 2019	Estimated 2020	Indicative 2021 2022	
Capital Expenditures		1,449,761	2,235,341	1,733,232	1,497,085	1,953,000	1,885,315
710	Rehabilitating veterinary clinics and laboratories in Ma'an governorate	48,060	414,345	389,345	0	28,000	10,000
711	Establishing veterinary clinics and laboratories in Aqaba governorate	151,037	464,088	164,088	0	0	0
713	Establish and develop veterinary clinics in Zarga' governorate	0	214,400	195,000	130,000	0	0
714	Shubaikah Well solar energy, guardroom and veterinary treatments and vaccines / Veterinary Clinic / Safawi / Mafraq Governorate	0	0	0	0	50,000	0
715	livestock and veterinary / Mafraq Governorate	0	0	0	0	30,000	30,315
716	Disease and Syringopais Tempertella control in the Capital Governorate	0	0	0	0	490,000	490,000
Program / Treasury		1,449,761	2,235,341	1,733,232	1,497,085	1,953,000	1,885,315
Total Program		8,632,541	9,500,341	8,823,232	8,654,085	9,389,000	9,391,315

4010	Forestry, Pastures and Nurseries Development Program
------	--

Objective of the program :

Preserve the forestry resources and increase their area.

The strategic objective related to the program :

To maintain the sustainability of the agricultural resources and biodiversity without causing damage to the environment.

Directorates associated with the program :

- 1- Forestry Directorate
- 2- Pastures Directorate

Services provided by the program :

- 1- Beautify the roadsides and contribute to the comfort of passengers.
- 2- Control investment operations in the owned forestry.
- 3- Provide suitable, quality and free seedlings to the government authorities, institutions, companies and citizens.
- 4- Organize the processes of opening roads in the government lands in coordination with concerned officials.
- 5- Provide consultation and spread awareness and forestry guidance.
- 6- Increase the green areas of forests and protect the existing areas.
- 7- Spread forestry awareness among citizens.

Staff working in the program :

The program is implemented through a functional staff in 2019 estimated with (781) staff, including (674) males and (107) females .

Performance Measurement Indicators for Program

Performance Measurement Indicator		Base Year	Value	Actual value	Target Value	Preliminary Self Evaluation	Target Value		
				2018	2019	2019	2020	2021	2022
1	Number of forestry plant-lings produced annually (million)	2014	2.5	3.1	2.5	3.1	3.1	3.1	3.1
2	Increase forestry area (thousand donums)	2014	913	925	917	929	933	937	941
3	Reduction of encroachments upon forestry and pastures (number)	2014	491	376	425	357	339	321	305
4	Protection and sustainability of forestry stations and reserves (Number)	2014	65	58	67	59	59	59	59

Appropriations Of Forestry, Pastures and Nurseries Development Program as Per Activities and Projects.

(In JDs)

Activities and Projects		Actual 2018	Estimated 2019	Re-estimated 2019	Estimated 2020	Indicative	
						2021	2022
Current Expenditures		4,292,215	4,210,500	4,143,500	4,373,500	4,533,500	4,583,500
601	Raising forestry awareness and guidance	4,292,215	4,210,500	4,143,500	4,373,500	4,533,500	4,583,500
Capital Expenditures		1,506,510	2,697,620	2,481,008	2,275,000	2,399,000	2,328,000
001	Forestry and Pastures and Nurseries Development Program Administration Project	664,065	0	0	0	0	0
009	Protecting and sustaining forestry resources	0	610,000	600,000	825,000	825,000	825,000
010	Development of pastoral communities in Badia	42,324	69,300	69,300	79,000	79,000	54,000
701	Protecting and developing the forestry resource / Ma'raq Governorate	36,165	35,800	35,800	0	20,000	20,000
702	Rehabilitating forestry stations, nurseries and forest protection in Jerash governorate	439,600	303,766	303,766	870,000	0	0
705	Rehabilitating the forestry stations, nurseries and researches in Ajloun governorate	157,574	666,642	666,642	0	560,000	475,000
706	Improving the productivity of pastures and livestock in the Capital governorate	31,443	120,000	120,000	20,000	65,000	30,000
707	Rehabilitating the forestry stations in Balq'a governorate	106,556	284,500	284,500	120,000	190,000	310,000
710	Rehabilitating the forestry, nurseries and agricultural extension in Ma'an Governorate	28,783	150,000	150,000	0	95,000	95,000
711	Establishing towers to protect the forestry resources / Aqaba governorate	0	35,912	0	0	0	0
712	Establishing forests and gardens in AL- Ma'raq governorate	0	91,000	60,000	50,000	55,000	0
713	Model afforestation projects in Ma'daba governorate	0	88,700	34,000	0	0	0
714	Rehabilitation projects for stations and nurseries in Ma'daba governorate	0	50,000	0	0	0	0

Budget Chapter 2201 - Ministry of Agriculture Distributed According to the Program

4010	Forestry, Pastures and Nurseries Development Program					
Appropriations Of Forestry, Pastures and Nurseries Development Program as Per Activities and Projects.						(In JDs)
Activities and Projects		Actual 2018	Estimated 2019	Re-estimated 2019	Estimated 2020	Indicative 2021 2022
Capital Expenditures		1,506,510	2,697,620	2,481,008	2,275,000	2,399,000 2,328,000
715	Drilling wells and developing pastures in Al-Karak governorate	0	192,000	157,000	311,000	510,000 519,000
Program / Treasury		1,506,510	2,697,620	2,481,008	2,275,000	2,399,000 2,328,000
Total Program		5,798,725	6,908,120	6,624,508	6,648,500	6,932,500 6,911,500

4015	Plant Production and Protection Program
Objective of the program :	
1- Increase plant production capacity. 2- Develop agricultural laboratories	
The strategic objective related to the program :	
To achieve sustainable local agricultural production with more efficiency and productivity.	
Directorates associated with the program :	
1- Plant Production Directorate 2- Prevention and Plant Health Directorate 3- Lands and Irrigation Directorate 4- Olives Unit	
Services provided by the program :	
1- Implement various projects in plant resources fields to serve agricultural sector in finding appropriate solutions to the obstacles and problems faced by the sector. 2- Set up legislation related to the circulation of plant production inputs (seeds, seedlings, pesticides, fertilizers, growth regulators and olive pressers and others) and control their application all over the Kingdom. 3- Provide field services to farmers including (training, collective combat campaigns) in the various fields of plant resources. 4- Control circulated plant products and conduct necessary laboratory tests. 5- Produce and distribute fruitful seedlings and ornamentals plants. 6- Specify areas, estimate production and survey pests of the various plant crops. 7- Specify information on purification stations and control the usage of resulting water in agriculture.	
Staff working in the program :	
The program is implemented through a functional staff in 2019 estimated with (736) staff, including (591) males and (145) females .	

Performance Measurement Indicators for Program

Performance Measurement Indicator	Base Year	Value	Actual value	Target Value	Preliminary Self Evaluation	Target Value		
			2018	2019	2019	2020	2021	2022
1 Number of fruitful plant-lings produced annually (thousand plant-lings)	2014	150	549	150	560	570	580	590
2 Increase the averages of areas of agricultural epidemic pest control campaigns (thousand donums)	2014	39	50	40	50	50	50	50
3 Increase the capacity of plant resources laboratories annually (thousand examinations)	2014	29	20	31	21	22	23	24
4 Number of houseflies fighting campaigns in Jordan Valley annually (campaign)	2014	2	2	2	2	2	2	2

Appropriations Of Plant Production and Protection Program as Per Activities and Projects.

(In JDs)

Activities and Projects		Actual 2018	Estimated 2019	Re-estimated 2019	Estimated 2020	Indicative 2021 2022	
Current Expenditures		4,592,587	4,792,000	4,755,000	5,000,000	5,130,000	5,300,000
601	Plant production and protection administration	4,592,587	4,792,000	4,755,000	5,000,000	5,130,000	5,300,000
Capital Expenditures		1,429,463	1,446,213	1,286,213	1,325,000	1,722,500	1,415,000
001	Plant Production and Protection Program Administration Project	642,264	0	0	0	0	0
011	International Accreditation of the laboratories	107,102	0	0	0	0	0
012	Integrated administration for controlling pests	108,798	0	0	0	0	0
013	Development of pesticides residues laboratories	0	0	0	0	68,500	0
014	Establishing pesticides residues analysis laboratory/ Jordan Valley	15,426	100,000	100,000	350,000	180,000	0
016	Development of automatic services for farmers	0	100,000	0	0	0	0
017	Supporting plants wealth	0	550,000	550,000	870,000	870,000	870,000
701	Establishing and equipping preventive laboratories in Irbid governorate	24,455	115,545	115,545	0	160,000	160,000
702	Syringopais Tempertella control using the agricultural cycle in Irbid Governorate	134,048	36,924	36,924	0	0	0
703	Palm in Irbid governorate	0	15,000	15,000	0	0	0
704	Combating the plant worm (district and West Badia) / Ma'fraa governorate	12,480	50,000	50,000	0	0	0
706	Combating the plant worm (Dhiban) / Ma'daba governorate	97,324	14,000	14,000	0	0	0
707	Combating the plant worm / Al-Karak - Al Qaser - Al-Mazar / Al-Karak governorate	77,716	100,000	100,000	105,000	215,000	200,000

Budget Chapter 2201 - Ministry of Agriculture Distributed According to the Program

4015 Plant Production and Protection Program		Appropriations Of Plant Production and Protection Program as Per Activities and Projects. (In JDs)					
Activities and Projects		Actual 2018	Estimated 2019	Re-estimated 2019	Estimated 2020	Indicative 2021 2022	
Capital Expenditures		1,429,463	1,446,213	1,286,213	1,325,000	1,722,500	1,415,000
708	Digging artesian wells in Ma'an governorate	92,192	0	0	0	154,000	60,000
709	Rehabilitating the orchards in Ma'an governorate	4,427	40,121	40,121	0	5,000	5,000
710	Establishing the agricultural ponds / Tafleh governorate	77,470	33,000	33,000	0	0	0
711	Maintenance of agricultural stations / Tafleh governorate	0	118,759	118,759	0	0	0
712	Maintaining irrigation, springs, tubes and irrigation networks in Ma'daba governorate	26,656	29,000	29,000	0	50,000	100,000
713	Combating olives fly using traps / Ma'daba governorate	9,105	11,564	11,564	0	0	0
714	Water agriculture project (Al-mshagar station, Al-Walah agricultural station and Jreaneh Agricultural school) / Ma'daba governorate	0	132,300	72,300	0	0	0
715	Agricultural wealth Program (control of termites and control olive fruit fly, training and qualification program) / Mafraq governorate	0	0	0	0	20,000	20,000
Program / Treasury		1,429,463	1,446,213	1,286,213	1,325,000	1,722,500	1,415,000
Total Program		6,022,050	6,238,213	6,041,213	6,325,000	6,852,500	6,715,000

4020	Land Reclamation and Development Program
------	--

Objective of the program :

- 1- Develop land resources.
- 2- Support poor rural families.

The strategic objective related to the program :

To maintain the sustainability of agricultural resources and biodiversity without causing damage to the environment.

Directorates associated with the program :

- 1- Projects and Rural Development Directorate
- 2- Water Harvest Directorate
- 3- Food Security Unit

Services provided by the program :

- 1- Set up soil preservation measures.
- 2- Establish wells and reservoirs to collect rain water.
- 3- Plant reclaimed lands.
- 4- Protect the banks of valleys.
- 5- Maintain the springs.
- 6- Establish and maintain irrigation canals.
- 7- Establish and maintain the agricultural roads.
- 8- Train the small farmers to develop their agricultural skills.

Staff working in the program :

The program is implemented through a functional staff in 2019 estimated with (192) staff, including (153) males and (39) females .

Performance Measurement Indicators for Program

Performance Measurement Indicator		Base Year	Value	Actual value	Target Value	Preliminary Self Evaluation	Target Value		
				2018	2019	2019	2020	2021	2022
1	Families benefiting from food security projects annually (Number)	2014	75	936	75	1000	1000	1000	1000
2	Raise the capacity of water harvest in Jordanian badia annually (million M3)	2014	10	11.9	12	12.4	12.9	13.4	13.9
4	Lengths of padded irrigation canals annually (Km)	2014	3.5	12.6	3.5	12.6	12.6	12.6	12.6
5	Area of reclaimed agriculture lands (thousand donums) annually	2014	1.8	5.6	1.8	5.6	5.6	5.6	5.6
6	Increase in the harvest water means capacity in the farm annually (thousand m3)	2014	10.3	27.5	11.3	27.5	29.5	30.5	31.5

Appropriations Of Land Reclamation and Development Program as Per Activities and Projects.

(In JDs)

Activities and Projects		Actual 2018	Estimated 2019	Re-estimated 2019	Estimated 2020	Indicative	
						2021	2022
Current Expenditures		1,464,537	1,617,000	1,537,000	1,622,000	1,650,000	1,685,000
601	Lands development and reclamation administration	1,464,537	1,617,000	1,537,000	1,622,000	1,650,000	1,685,000
Capital Expenditures		3,435,947	4,862,214	3,891,709	3,910,000	4,332,000	4,827,000
020	Introducing water harvest methods in pastoral lands / Japan grant	13,808	0	0	0	0	0
024	Water harvest	0	0	0	100,000	200,000	200,000
025	Investment in small societies and lifting poor rural families out of poverty	39,552	1,000,000	500,000	700,000	700,000	700,000
026	Reclamation of agricultural land (wells) Faqqu' district	0	0	0	90,000	0	0
027	Water harvesting and water collection / Faqqu' district	0	0	0	36,000	0	0
028	Productive families projects / Southern Jordan Valley	0	0	0	50,000	0	0
701	Irrigation canals, pipes and lining torrents canals / Irbid governorate	0	30,000	30,000	0	0	0
702	Reclamation of agricultural lands and water harvesting / Irbid governorate	409,880	0	0	0	0	0
703	Reclamation of agricultural lands in districts of governorates / Mafraq governorate	99,301	100,000	100,000	0	0	0
704	Water harvest and improving income of poor families in Jerash governorate	670,123	565,192	144,687	425,000	0	0
705	Reclamation of the lands in Ajloun governorate	260,775	260,508	260,508	260,000	324,000	292,000

Budget Chapter 2201 - Ministry of Agriculture Distributed According to the Program

4020 Land Reclamation and Development Program		Appropriations Of Land Reclamation and Development Program as Per Activities and Projects. (In JDs)					
Activities and Projects		Actual 2018	Estimated 2019	Re-estimated 2019	Estimated 2020	Indicative 2021 2022	
Capital Expenditures		3,435,947	4,862,214	3,891,709	3,910,000	4,332,000	4,827,000
706	Reclamation of agricultural lands in Balqa Governorate	39,876	110,000	110,000	70,000	50,000	50,000
707	Reclamation of the agricultural lands in Zarqa governorate	454,634	369,300	369,300	320,000	150,000	150,000
709	Water harvest project (collection of gardens water) / Karak governorate	199,920	250,000	250,000	0	0	0
710	Developmental projects for farmers in Ma'an governorate	230,696	205,377	205,377	0	66,000	25,000
711	Supporting poor families in Ma'an Governorate	36,331	0	0	35,000	35,000	20,000
712	Protection of the valleys banks / Tafileh Governorate	128,045	43,356	43,356	116,000	350,000	350,000
713	Maintenance of channels and pipes and installation of irrigation pipes / Tafileh Governorate	87,115	60,885	60,885	26,000	0	0
716	Water harvest and improving income of poor families in the Capital governorate	602,073	740,888	740,888	320,000	255,000	255,000
717	Improving poor rural families income in Northern Ghours / Irbid governorate	163,818	127,500	127,500	10,000	0	0
718	Agricultural projects in Balqa' governorate	0	115,000	115,000	360,000	100,000	100,000
722	Agricultural projects in Ma'daba governorate	0	25,000	25,000	198,000	190,000	190,000
723	Anti-poverty project (Al-Hakourah) in Ma'daba governorate	0	110,000	110,000	0	0	0
725	Open agricultural roads in Ma'an governorate	0	250,000	200,000	29,000	100,000	100,000
726	Agricultural development projects in Tafila governorate	0	312,000	312,000	435,000	790,000	1,020,000
727	Support poor rural families in Ma'an governorate	0	69,000	69,000	50,000	70,000	0
728	Reclaiming lands, agricultural development, and water harvesting in Irbid governorate	0	118,208	118,208	280,000	450,000	700,000
730	Income-generating projects for poor families, sheep and goats / Mafraq Governorate	0	0	0	0	50,000	90,000
731	Reclamation of agricultural land (water harvest, farming, conservation) / Western Badia District / Mafraq Governorate	0	0	0	0	25,000	25,000
732	Reclamation of agricultural land (water harvest, farming, conservation) / Kasbah District / Mafraq Governorate	0	0	0	0	25,000	25,000
733	Maintenance and sustainability of artesian wells and pits for livestock watering / Ruwaished / Mafraq Governorate	0	0	0	0	60,000	60,000
735	Improving the income of farmers and rural households in the Capital Governorate	0	0	0	0	60,000	60,000
736	Protection of valleys banks in Karak Governorate	0	0	0	0	82,000	115,000
737	Water harvest (earthen dams) / Tafila Governorate	0	0	0	0	200,000	300,000
Program / Treasury		3,396,395	3,862,214	3,391,709	3,210,000	3,632,000	4,127,000
Program / Loans		39,552	1,000,000	500,000	700,000	700,000	700,000
Total Program		4,900,484	6,479,214	5,428,709	5,532,000	5,982,000	6,512,000

Budget Chapter 2201 - Ministry of Agriculture Distributed According to the Program

4025	The National Center for Agricultural Research and Extension Program
Objective of the program : 1- Exploit available agricultural resources at high efficiency and sustainable management. 2- Increase the incomes of farmers and workers in the agricultural sector and improve their living standard. 3- Raise the rate of self-sufficiency of agricultural products to contribute to achieving food security.	
The strategic objective related to the program : To achieve sustainable local agricultural production with more efficiency and productivity.	
Directorates associated with the program : 1- Research Directorates 2- Agricultural Guidance Directorates 3- Support Services Directorates	
Services provided by the program : 1- Prepare the plans and programs of agricultural scientific research to serve the purposes of agricultural development and achieve political agricultural goals. 2- Devise the agricultural technology appropriate for the local conditions and adopt it for livestock or agricultural production. 3- Disseminate agricultural technologies, either transferred or adapted or developed, and circulate them to agricultural advisors and follow up the results of their application. 4- Develop the skills of specialists and agricultural and technical advisors working in the agricultural sector and hold training courses and specialized conferences.	
Staff working in the program : The program is implemented through a functional staff in 2019 estimated with (804) staff, including (645) males and (159) females .	

Performance Measurement Indicators for Program

Performance Measurement Indicator		Base Year	Value	Actual value	Target Value	Preliminary Self Evaluation	Target Value		
				2018	2019	2019	2020	2021	2022
1	Number of farmers benefiting from the research and extension activities	2014	7000	1100	6000	1100	1100	1100	1100
2	Number of published research and scientific papers	2014	20	20	45	45	50	55	60
3	Percentage of achieving objectives contained in the research during the year	2014	%70	%70	%96	%96	%97	%98	%99
4	Increase in the number of farmers adopting the modern techniques developed by the Center	2014	4000	23000	6500	23000	23000	23000	23000
5	Number of farmers benefiting from the training courses and workshops	2014	7000	5500	6000	6000	6500	7000	7500
6	Quantity of water that can be secured annually by using modern techniques developed by the Center	2014	15	15	15	15	15	15	15
7	Number of booklets, manuals and guidelines	2014	15	15	40	40	45	50	55

Appropriations Of The National Center for Agricultural Research and Extension Program as Per Activities and Projects. (In JDs)

Activities and Projects		Actual	Estimated	Re-estimated	Estimated	Indicative	
		2018	2019	2019	2020	2021	2022
Current Expenditures		6,000,522	6,074,500	5,975,500	6,222,000	6,337,000	6,434,000
601	Agricultural research and extension administration	6,000,522	6,074,500	5,975,500	6,222,000	6,337,000	6,434,000
Capital Expenditures		1,778,952	2,140,000	2,050,002	1,970,000	1,844,000	1,684,000
001	The National Center for Agricultural Research and Extension Program Administration Project	1,062,199	0	0	0	0	0
003	Agricultural Research	99,999	1,190,000	1,100,002	1,370,000	1,314,000	1,314,000
005	Training Center for Women in Jordan Badia for Food Manufacturing	9,986	0	0	0	0	0
006	Preparing and equipping training laboratories	34,798	0	0	0	0	0
007	Goat Breeding	19,999	0	0	0	0	0
015	Agricultural advisor	50,000	100,000	100,000	0	0	0
018	Establishing a building for the regional center in Deir Alla	193,884	200,000	200,000	100,000	0	0
022	Increasing planting of irrigated wheat and barley seeds	209,668	300,000	300,000	340,000	350,000	350,000
701	Improving camel management for milk production / Mafraq Governorate	19,650	30,000	30,000	30,000	0	0
702	Cultivating the fodder by using non-traditional water / Mafraq governorate	78,769	30,000	30,000	30,000	0	0
703	Al-Khnassri station project in Al-Mafraq governorate	0	0	0	0	160,000	0
704	Solar energy projects in Mafraq governorate	0	120,000	120,000	0	0	0

Budget Chapter 2201 - Ministry of Agriculture Distributed According to the Program

4025 The National Center for Agricultural Research and Extension Program		Appropriations Of The National Center for Agricultural Research and Extension Program as Per Activities and Projects. (In JDs)					
Activities and Projects		Actual 2018	Estimated 2019	Re-estimated 2019	Estimated 2020	Indicative 2021 2022	
Capital Expenditures		1,778,952	2,140,000	2,050,002	1,970,000	1,844,000	1,684,000
705	Agricultural researches projects in Aqaba governorate	0	170,000	170,000	100,000	0	0
706	Improvement of sheep and goat productivity / Mafraq Agricultural Research Center / Mafraq Governorate	0	0	0	0	20,000	20,000
Program / Treasury		1,778,952	2,140,000	2,050,002	1,970,000	1,844,000	1,684,000
Total Program		7,779,474	8,214,500	8,025,502	8,192,000	8,181,000	8,118,000

Capital Expenditures Distributed According to Governorates

Chapter : 2201 Ministry of Agriculture

(In JDs)

Governorate		Estimated 2020	Indicative 2021	Indicative 2022
21	Irbid Governorate	381,500	1,305,000	1,555,000
22	Mafraq Governorate	373,585	645,000	400,315
23	Jerash Governorate	1,295,000	0	0
24	Ajloun Governorate	650,000	1,254,000	1,087,000
31	The Capital Governorate	625,000	934,000	899,000
32	Balqa' Governorate	874,000	405,000	460,000
33	Zarqa Governorate	570,000	160,000	160,000
34	Ma'daba Governorate	369,000	340,000	390,000
41	Karak Governorate	446,000	1,397,000	1,354,000
42	Ma'an Governorate	114,000	598,000	315,000
43	Tafileh Governorate	577,000	1,490,000	1,870,000
44	Aqaba Governorate	100,000	0	0
Total		6,375,085	8,528,000	8,490,315

Chapter : 2201 Ministry of Agriculture

(In JDs)

Current Activities Appropriations According to Program								
Prog.	Activites		Actual	Estimated	Re-estimated	Estimated	Indicative	Indicative
			2018	2019	2019	2020	2021	2022
4010	601	Raising forestry awareness and guidance	4292215	4210500	4143500	4373500	4533500	4583500
		Total of Program	4292215	4210500	4143500	4373500	4533500	4583500
4020	601	Lands development and reclamation administration	1464537	1617000	1537000	1622000	1650000	1685000
		Total of Program	1464537	1617000	1537000	1622000	1650000	1685000
4005	601	Sustaining work of veterinary laboratories and animal production stations	7182780	7265000	7090000	7157000	7436000	7506000
		Total of Program	7182780	7265000	7090000	7157000	7436000	7506000
4015	601	Plant production and protection administration	4592587	4792000	4755000	5000000	5130000	5300000
		Total of Program	4592587	4792000	4755000	5000000	5130000	5300000
4025	601	Agricultural research and extension administration	6000522	6074500	5975500	6222000	6337000	6434000
		Total of Program	6000522	6074500	5975500	6222000	6337000	6434000
4001	601	Administrative and Support Services	21341661	20524000	20113000	20005500	20269500	20461500
		Total of Program	21341661	20524000	20113000	20005500	20269500	20461500
		Total	44874302	44483000	43614000	44380000	45356000	45970000

Capital Projects Appropriations According to Program								
Prog.	Projects		Actual	Estimated	Re-estimated	Estimated	Indicative	Indicative
			2018	2019	2019	2020	2021	2022
4010	001	Forestry and Pastures and Nurseries Development Program Administration Project	664065	0	0	0	0	0
	009	Protecting and sustaining forestry resources	0	610000	600000	825000	825000	825000
	010	Development of pastoral communities in Badia	42324	69300	69300	79000	79000	54000
	701	Protecting and developing the forestry resource / Mafrq Governorate	36165	35800	35800	0	20000	20000
	702	Rehabilitating forestry stations, nurseries and forest protection in Jerash governorate	439600	303766	303766	870000	0	0
	705	Rehabilitating the forestry stations, nurseries and researches in Ajloun governorate	157574	666642	666642	0	560000	475000
	706	Improving the productivity of pastures and livestock in the Capital governorate	31443	120000	120000	20000	65000	30000
	707	Rehabilitating the forestry stations in Balq'a governorate	106556	284500	284500	120000	190000	310000
	710	Rehabilitating the forestry, nurseries and agricultural extension in Ma'an Governorate	28783	150000	150000	0	95000	95000
	711	Establishing towers to protect the forestry resources / Aqaba governorate	0	35912	0	0	0	0
	712	Establishing forests and gardens in AL- Mafrq governorate	0	91000	60000	50000	55000	0
	713	Model afforestation projects in Ma'daba governorate	0	88700	34000	0	0	0
	714	Rehabilitation projects for stations and nurseries in Ma'daba governorate	0	50000	0	0	0	0
	715	Drilling wells and developing pastures in Al-Karak governorate	0	192000	157000	311000	510000	519000
		Total of Program	1506510	2697620	2481008	2275000	2399000	2328000

(In JDs)

Capital Projects Appropriations According to Program

Prog.	Projects		Actual	Estimated	Re-estimated	Estimated	Indicative	Indicative
			2018	2019	2019	2020	2021	2022
4020	020	Introducing water harvest methods in pastoral lands / Japan grant	13808	0	0	0	0	0
	024	Water harvest	0	0	0	100000	200000	200000
	025	Investment in small societies and lifting poor rural families out of poverty	39552	1000000	500000	700000	700000	700000
	026	Reclamation of agricultural land (wells) Faquq' district	0	0	0	90000	0	0
	027	Water harvesting and water collection / Faquq' district	0	0	0	36000	0	0
	028	Productive families projects / Southern Jordan Valley	0	0	0	50000	0	0
	701	Irrigation canals, pipes and lining torrents canals / Irbid governorate	0	30000	30000	0	0	0
	702	Reclamation of agricultural lands and water harvesting / Irbid governorate	409880	0	0	0	0	0
	703	Reclamation of agricultural lands in districts of governorates / Mafrq governorate	99301	100000	100000	0	0	0
	704	Water harvest and improving income of poor families in Jerash governorate	670123	565192	144687	425000	0	0
	705	Reclamation of the lands in Ajloun governorate	260775	260508	260508	260000	324000	292000
	706	Reclamation of agricultural lands in Balqa Governorate	39876	110000	110000	70000	50000	50000
	707	Reclamation of the agricultural lands in Zarqa governorate	454634	369300	369300	320000	150000	150000
	709	Water harvest project (collection of gardens water) / Karak governorate	199920	250000	250000	0	0	0
	710	Developmental projects for farmers in Ma'an governorate	230696	205377	205377	0	66000	25000
	711	Supporting poor families in Ma'an Governorate	36331	0	0	35000	35000	20000
	712	Protection of the valleys banks / Tafileh Governorate	128045	43356	43356	116000	350000	350000
	713	Maintenance of channels and pipes and installation of irrigation pipes / Tafileh Governorate	87115	60885	60885	26000	0	0
	716	Water harvest and improving income of poor families in the Capital governorate	602073	740888	740888	320000	255000	255000
	717	Improving poor rural families income in Northern Ghours / Irbid governorate	163818	127500	127500	10000	0	0
	718	Agricultural projects in Balqa' governorate	0	115000	115000	360000	100000	100000
	722	Agricultural projects in Ma'daba governorate	0	25000	25000	198000	190000	190000
	723	Anti-poverty project (Al-Hakourah) in Ma'daba governorate	0	110000	110000	0	0	0
	725	Open agricultural roads in Ma'an governorate	0	250000	200000	29000	100000	100000
	726	Agricultural development projects in Tafila governorate	0	312000	312000	435000	790000	1020000
	727	Support poor rural families in Ma'an governorate	0	69000	69000	50000	70000	0
	728	Reclaiming lands, agricultural development, and water harvesting in Irbid governorate	0	118208	118208	280000	450000	700000
	730	Income-generating projects for poor families, sheep and goats / Mafrq Governorate	0	0	0	0	50000	90000
	731	Reclamation of agricultural land (water harvest, farming, conservation) / Western Badia District / Mafrq Governorate	0	0	0	0	25000	25000
	732	Reclamation of agricultural land (water harvest, farming, conservation) / Kasbah District / Mafrq Governorate	0	0	0	0	25000	25000
	733	Maintenance and sustainability of artesian wells and pits for livestock watering / Ruwaished / Mafrq Governorate	0	0	0	0	60000	60000
	735	Improving the income of farmers and rural households in the Capital Governorate	0	0	0	0	60000	60000
	736	Protection of valleys banks in Karak Governorate	0	0	0	0	82000	115000
	737	Water harvest (earthen dams) / Tafila Governorate	0	0	0	0	200000	300000
	Total of Program		3435947	4862214	3891709	3910000	4332000	4827000

(In JDs)

Capital Projects Appropriations According to Program							
Prog.	Projects		Actual	Estimated	Re-estimated	Estimated	Indicative
			2018	2019	2019	2020	2021
4005	005	Numbering Livestock Project in the Kingdom	84350	0	0	0	0
	013	Development of sheep stations/ Al-Walah/ Al-Musherfeh/AI-Fajj	110991	0	0	0	0
	014	Support and protection of livestock resources	705596	435000	400000	990000	790000
	017	Establishing antibiotic residues laboratory	38162	100000	100000	70000	70000
	701	Establishing and equipping veterinary laboratories and clinics in Irbid governorate	182075	345709	298000	43500	495000
	702	Establishing and equipping veterinary laboratories and clinics in Mafrq governorate	79449	156100	106100	263585	0
	705	Establishing a modern veterinary clinic and veterinary laboratory to serve and develop the livestock sector / Jerash govenorate	50041	31042	31042	0	0
	709	Agricultural Quarry - Al Mudawara Border Center / Ma'an Governorate	0	74657	49657	0	0
	710	Rehabilitating veterinary clinics and laboratories in Ma'an governorate	48060	414345	389345	0	28000
	711	Establishing veterinary clinics and laboratories in Aqaba governorate	151037	464088	164088	0	0
	713	Establish and develop veterinary clinics in Zarqa' governorate	0	214400	195000	130000	0
	714	Shubaikah Well solar energy, guardroom and veterinary treatments and vaccines / Veterinary Clinic / Safawi / Mafrq Governorate	0	0	0	0	50000
	715	livestock and veterinary / Mafrq Governorate	0	0	0	0	30000
	716	Disease and Syringopais Tempertella control in the Capital Governorate	0	0	0	0	490000
	Total of Program		1449761	2235341	1733232	1497085	1953000
4015	001	Plant Production and Protection Program Administration Project	642264	0	0	0	0
	011	International Accreditation of the laboratories	107102	0	0	0	0
	012	Integrated administration for controlling pests	108798	0	0	0	0
	013	Development of pesticides residues laboratories	0	0	0	0	68500
	014	Establishing pesticides residues analysis laboratory/ Jordan Valley	15426	100000	100000	350000	180000
	016	Development of automatic services for farmers	0	100000	0	0	0
	017	Supporting plants wealth	0	550000	550000	870000	870000
	701	Establishing and equipping preventive laboratories in Irbid governorate	24455	115545	115545	0	160000
	702	Syringopais Tempertella control using the agricultural cycle in Irbid Governorate	134048	36924	36924	0	0
	703	Palm in Irbid governorate	0	15000	15000	0	0
	704	Combating the plant worm (district and West Badia) / Mafrq governorate	12480	50000	50000	0	0
	706	Combating the plant worm (Dhiban) / Ma'daba governorate	97324	14000	14000	0	0
	707	Combating the plant worm / Al- Karak - Al Qaser - Al-Mazar / Al- Karak governorate	77716	100000	100000	105000	215000
	708	Digging artesian wells in Ma'an governorate	92192	0	0	0	154000
	709	Rehabilitating the orchards in Ma'an governorate	4427	40121	40121	0	5000
	710	Establishing the agricultural ponds / Tafileh governorate	77470	33000	33000	0	0
	711	Maintenance of agricultural stations / Tafileh governorate	0	118759	118759	0	0
	712	Maintaining irriagation, springs, tubes and irrigation networks in Ma'daba governorate	26656	29000	29000	0	50000
	713	Combating olives fly using traps / Ma'daba governorate	9105	11564	11564	0	0
	714	Water agriculture project (Al-mshagar station, Al-Walah agricultural station and Jreaneh Agricultural school) / Ma'daba governorate	0	132300	72300	0	0
	715	Agricultural wealth Program (control of termites and control olive fruit fly, training and qualification program) / Mafrq governorate	0	0	0	0	20000
	Total of Program		1429463	1446213	1286213	1325000	1722500

(In JDs)

Capital Projects Appropriations According to Program							
Prog.	Projects		Actual	Estimated	Re-estimated	Estimated	Indicative
			2018	2019	2019	2020	2021
4025	001	The National Center for Agricultural Research and Extension Program Administration Project	1062199	0	0	0	0
	003	Agricultural Research	99999	1190000	1100002	1370000	1314000
	005	Training Center for Women in Jordan Badia for Food Manufacturing	9986	0	0	0	0
	006	Preparing and equipping training laboratories	34798	0	0	0	0
	007	Goat Breeding	19999	0	0	0	0
	015	Agricultural advisor	50000	100000	100000	0	0
	018	Establishing a building for the regional center in Deir Alla	193884	200000	200000	100000	0
	022	Increasing planting of irrigated wheat and barley seeds	209668	300000	300000	340000	350000
	701	Improving camel management for milk production / Mafraq Governorate	19650	30000	30000	30000	0
	702	Cultivating the fodder by using non-traditional water / Mafraq governorate	78769	30000	30000	30000	0
	703	Al-Khnassri station project in Al-Mafraq governorate	0	0	0	0	160000
	704	Solar energy projects in Mafraq governorate	0	120000	120000	0	0
	705	Agricultural researches projects in Aqaba governorate	0	170000	170000	100000	0
	706	Improvement of sheep and goat productivity / Mafraq Agricultural Research Center / Mafraq Governorate	0	0	0	0	20000
Total of Program			1778952	2140000	2050002	1970000	1844000

(In JDs)

Capital Projects Appropriations According to Program							
Prog.	Projects		Actual	Estimated	Re-estimated	Estimated	Indicative
			2018	2019	2019	2020	2021
4001	001	Sustaining and Developing Agricultural Services Project	8796202	4610314	4600000	5965915	6055500
	002	Agricultural Risks Fund	995561	1000000	1000000	1000000	1000000
	009	Border Centers Development	19725	30000	30000	50000	105000
	010	Establishment of agriculture database	139677	150000	150000	150000	135000
	701	Constructing and maintaining buildings in Ajloun governorate	150535	162850	105000	390000	370000
	702	Improving the agricultural facilities in the capital governorate	265558	1141112	500000	285000	40000
	703	Establishing and expanding agricultural centers in Zarqa governorate	115885	116300	76300	120000	0
	704	Establishing a building for farmers services / Ma'daba governorate	188128	144436	144436	171000	100000
	705	Establishing and equipping buildings in Balqa' governorate	56206	156000	106000	255000	65000
	707	Agricultural machines and vehicles / Aqaba governorate	56875	64200	14200	0	0
	709	Drying tomato (factory) in Southern Ghours district / Karak governorate	116915	0	0	0	0
	710	Expanding the building of Mafraq Agriculture directorate in Mafraq governorate	0	57100	57100	0	0
	711	Maintaining warehouses in Al-Walah Agricultural station Ma'daba governorate	0	65000	40000	0	0
	712	Agricultural heavy duty machines in Irbid governorate	0	112000	112000	48000	200000
	713	Maintain and expand buildings in Balqa' governorate	0	15000	15000	10000	0
	714	Purchase agricultural heavy duty machines in Balqa' governorate	0	149500	55000	59000	0
	715	Establish and maintain buildings and stations in Al-Karak governorate	0	396000	250000	30000	590000
	716	Plastic bottles factory / Karak governorate	0	490000	0	0	0
	717	Establishing and maintaining agricultural buildings in Ma'an governorate	0	55000	55000	0	45000
	718	Maintaining and rehabilitating agriculture directorates and centers in Aqaba governorate	0	135800	135800	0	0
	719	Establish an Alqureqra agricultural center / Aqaba governorate	0	150000	110000	0	0
	720	Establishing and maintaining Northern Ghours agriculture centers, stations and buildings /Irbid governorate	0	48000	38000	0	0
	721	Construction and maintenance of agricultural buildings in Mafraq Governorate	0	0	0	0	130000
	722	Rehabilitation and training of workers in the agricultural sector in the Capital Governorate	0	0	0	0	24000
	723	Agricultural guidance / Zarqa Governorate	0	0	0	0	10000
	724	Maintenance of agricultural buildings and facilities in Tafila Governorate	0	0	0	0	150000
	Total of Program		10901267	9248612	7593836	8533915	9019500
	Total		20501900	22630000	19036000	19511000	21270000

Overall Summary of Current Expenditures for the Years 2018 - 2022

Chapter: 2201 Ministry of Agriculture

(In JDs)

Group	Item	Description	Actual 2018	Estimated 2019	Re-estimated 2019	Estimated 2020	Indicative 2021	Indicative 2022
21		Compensations of Employees						
2111		Salaries, Wages and Allowances						
	101	Classified Employees	533153	510000	380000	180000	100000	54000
	102	Unclassified Employees	13341868	12610000	12487000	13411000	13750000	13865000
	103	Comprehensive Contract Employees	100451	110000	110000	130000	140000	150000
	105	Personal Cost of Living Allowance	10908961	11270000	11100000	10895000	11040000	11165000
	106	Family Cost of Living Allowance	1137158	1190000	1120000	1170000	1211000	1252000
	110	Overtime Allowance	170000	67200	67200	0	0	0
	111	Additional Allowance	6277966	6770000	6680000	6598000	6719000	6894000
	112	Other Allowances	84712	95000	95000	95000	96000	97000
	113	Transportation Allowance	888779	1002000	987000	1045000	1090000	1135000
	114	Transport Allowance	1205082	1350000	1127000	1210000	1255000	1300000
	115	Field Visit Allowance	16000	10000	10000	40000	40000	40000
	116	Employees' Bonuses	2096331	2035800	2035800	2050000	2050000	2050000
	120	Contract Employees	432980	788000	788000	750000	980000	1015000
Total			37193441	37808000	36987000	37574000	38471000	39017000
2121		Social Security Contributions						
	301	Social Security	4255959	4300000	4300000	4430000	4498000	4566000
Total			4255959	4300000	4300000	4430000	4498000	4566000
22		Use of Goods and Services						
2211		Use of Goods and Services						
	201	Rents	659623	660000	660000	620000	620000	620000
	202	Telecommunications Services	104894	90000	90000	90000	90000	90000
	203	Water	52428	54000	54000	54000	54000	54000
	204	Electricity	127950	125000	125000	130000	130000	130000
	205	Fuels	208601	199000	199000	211000	211000	211000
	206	Maintenance of Machines, furniture and accessories	77759	75000	75000	70000	70000	70000
	207	Maintenance of vehicles, equipment and accessories	227670	110000	110000	160000	160000	160000
	208	Repair and maintenance of buildings and accessories	42678	40000	40000	40000	40000	40000
	209	Stationery, Publications and Office Supplies	56489	60000	60000	61000	61000	61000
	210	Substances and raw materials (medicines, clothes, food, films, etc..)	73289	70000	70000	64000	64000	64000
	211	Cleaning services and supplies including cleaning contracts	60003	70000	70000	60000	60000	60000
	212	Insurance	361367	400000	352000	400000	400000	400000
	213	Official Travel Missions	34946	35000	35000	34500	35500	35500
	214	Goods and services expenses	58570	60000	60000	54500	54500	54500
Total			2146267	2048000	2000000	2049000	2050000	2050000
25		Subsidies						
2511		Subsidies to Public Corporations						
	304	Subsidies to non-financial public corporations	300000	300000	300000	300000	310000	310000
Total			300000	300000	300000	300000	310000	310000
26		Subsidy / Grants						
2631		Support to General Government Units						
	313	Support to general government units/current	953000	0	0	0	0	0
Total			953000	0	0	0	0	0
28		Other Expenditures						
2821		Other Current Expenditures						
	303	Scientific scholarships and training courses	0	2000	2000	2000	2000	2000
	305	Non-Employees' Bonuses	25635	25000	25000	25000	25000	25000
Total			25635	27000	27000	27000	27000	27000
Total of Chapter			44874302	44483000	43614000	44380000	45356000	45970000

Current Expenditures According to Program and Activities for the Years 2018 - 2022

Chapter : 2201 - Ministry of Agriculture

(In JDs)

Program : 4001 - Administration and Support Services								
Activity : 601 - Administrative and Support Services								
Group	Item	Description	Actual 2018	Estimated 2019	Re-estimated 2019	Estimated 2020	Indicative 2021	Indicative 2022
21		Compensations of Employees						
2111		Salaries, Wages and Allowances						
	101	Classified Employees	202300	190000	150000	75000	30000	10000
	102	Unclassified Employees	5776144	5670000	5560000	5960000	6010000	6025000
	103	Comprehensive Contract Employees	65956	70000	70000	80000	85000	90000
	105	Personal Cost of Living Allowance	4940000	5185000	5155000	4850000	4950000	5030000
	106	Family Cost of Living Allowance	484526	490000	490000	490000	510000	530000
	111	Additional Allowance	2026869	2165000	2140000	2010000	2049000	2062000
	112	Other Allowances	84712	95000	95000	95000	96000	97000
	113	Transportation Allowance	395000	455000	455000	455000	475000	495000
	114	Transport Allowance	589987	665000	507000	550000	570000	590000
	116	Employees' Bonuses	1291381	1198000	1198000	1145000	1145000	1145000
	120	Contract Employees	383249	450000	450000	305000	315000	320000
Total			16240124	16633000	16270000	16015000	16235000	16394000
2121		Social Security Contributions						
	301	Social Security	2197408	2000000	2000000	2100000	2133000	2166000
Total			2197408	2000000	2000000	2100000	2133000	2166000
22		Use of Goods and Services						
2211		Use of Goods and Services						
	201	Rents	646623	660000	660000	620000	620000	620000
	202	Telecommunications Services	50000	40000	40000	40000	40000	40000
	203	Water	24820	25000	25000	25000	25000	25000
	204	Electricity	69990	70000	70000	70000	70000	70000
	205	Fuels	99789	95000	95000	95000	95000	95000
	001	Heating	30000	25000	25000	25000	25000	25000
	002	Saloon vehicles	44789	45000	45000	45000	45000	45000
	003	Transport vehicles and heavy equipment	25000	25000	25000	25000	25000	25000
	206	Maintenance of Machines, furniture and accessories	47995	45000	45000	45000	45000	45000
	207	Maintenance of vehicles, equipment and accessories	197670	90000	90000	130000	130000	130000
	208	Repair and maintenance of buildings and accessories	32678	30000	30000	30000	30000	30000
	209	Stationery, Publications and Office Supplies	31744	48000	48000	48000	48000	48000
	210	Substances and raw materials (medicines, clothes, food, films, etc..)	28999	29000	29000	29000	29000	29000
	211	Cleaning services and supplies including cleaning contracts	23979	32000	32000	32000	32000	32000
	212	Insurance	320460	350000	302000	350000	350000	350000
	213	Official Travel Missions	20948	21000	21000	20000	21000	21000
	214	Goods and services expenses	31589	31000	31000	31500	31500	31500
	000	Goods and services expenses	0	31000	31000	31500	31500	31500
	999	Miscellaneous	31589	0	0	0	0	0
Total			1627284	1566000	1518000	1565500	1566500	1566500
25		Subsidies						
2511		Subsidies to Public Corporations						
	304	Subsidies to non-financial public corporations	300000	300000	300000	300000	310000	310000
	021	General Federation of Jordanian Farmers	250000	250000	250000	250000	260000	260000
	089	Jordan Valley Farmers Union	50000	50000	50000	50000	50000	50000
Total			300000	300000	300000	300000	310000	310000
26		Subsidy / Grants						
2631		Support to General Government Units						
	313	Support to general government units/current	953000	0	0	0	0	0
	026	Jordan Cooperative Corporation	953000	0	0	0	0	0
Total			953000	0	0	0	0	0
28		Other Expenditures						
2821		Other Current Expenditures						
	303	Scientific scholarships and training courses	0	2000	2000	2000	2000	2000
	305	Non-Employees' Bonuses	23845	23000	23000	23000	23000	23000
	000	Non-employees' bonuses	0	23000	23000	0	0	0
	999	Miscellaneous	23845	0	0	23000	23000	23000
Total			23845	25000	25000	25000	25000	25000
Total of Activity			21341661	20524000	20113000	20005500	20269500	20461500
Total of Program			21341661	20524000	20113000	20005500	20269500	20461500

Current Expenditures According to Program and Activities for the Years 2018 - 2022

Chapter : 2201 - Ministry of Agriculture

(In JDs)

Program : 4005 - Animal Resources, Veterinary and Laboratories								
Activity : 601 - Sustaining work of veterinary laboratories and animal production stations								
Group	Item	Description	Actual 2018	Estimated 2019	Re-estimated 2019	Estimated 2020	Indicative 2021	Indicative 2022
21		Compensations of Employees						
2111		Salaries, Wages and Allowances						
	101	Classified Employees	64514	60000	50000	16000	15000	14000
	102	Unclassified Employees	2460000	2300000	2300000	2311000	2460000	2480000
	105	Personal Cost of Living Allowance	1960104	2040000	1940000	1970000	1975000	1980000
	106	Family Cost of Living Allowance	205000	220000	190000	210000	211000	212000
	111	Additional Allowance	1208227	1220000	1215000	1275000	1300000	1320000
	113	Transportation Allowance	125000	135000	135000	150000	155000	160000
	114	Transport Allowance	224990	285000	255000	215000	220000	225000
	116	Employees' Bonuses	149992	150000	150000	150000	150000	150000
	120	Contract Employees	0	60000	60000	65000	145000	150000
Total			6397827	6470000	6295000	6362000	6631000	6691000
2121		Social Security Contributions						
	301	Social Security	680000	700000	700000	700000	710000	720000
Total			680000	700000	700000	700000	710000	720000
22		Use of Goods and Services						
2211		Use of Goods and Services						
	202	Telecommunications Services	11000	10000	10000	10000	10000	10000
	203	Water	4000	4000	4000	4000	4000	4000
	204	Electricity	4960	5000	5000	5000	5000	5000
	205	Fuels	29000	29000	29000	29000	29000	29000
	001	Heating	10000	10000	10000	10000	10000	10000
	002	Saloon vehicles	10000	10000	10000	10000	10000	10000
	003	Transport vehicles and heavy equipment	9000	9000	9000	9000	9000	9000
	206	Maintenance of Machines, furniture and accessories	4768	5000	5000	5000	5000	5000
	209	Stationery, Publications and Office Supplies	2994	0	0	0	0	0
	210	Substances and raw materials (medicines, clothes, food, films, etc..)	31291	25000	25000	25000	25000	25000
	211	Cleaning services and supplies including cleaning contracts	3941	4000	4000	4000	4000	4000
	213	Official Travel Missions	4000	4000	4000	4000	4000	4000
	214	Goods and services expenses	8999	9000	9000	9000	9000	9000
	000	Goods and services expenses	0	9000	9000	9000	9000	9000
	999	Miscellaneous	8999	0	0	0	0	0
Total			104953	95000	95000	95000	95000	95000
Total of Activity			7182780	7265000	7090000	7157000	7436000	7506000
Total of Program			7182780	7265000	7090000	7157000	7436000	7506000

Current Expenditures According to Program and Activities for the Years 2018 - 2022

Chapter : 2201 - Ministry of Agriculture

(In JDs)

Program : 4010 - Forestry, Pastures and Nurseries Development								
Activity : 601 - Raising forestry awareness and guidance								
Group	Item	Description	Actual 2018	Estimated 2019	Re-estimated 2019	Estimated 2020	Indicative 2021	Indicative 2022
21		Compensations of Employees						
2111		Salaries, Wages and Allowances						
	101	Classified Employees	84658	82000	55000	30000	20000	10000
	102	Unclassified Employees	1471409	1250000	1250000	1440000	1500000	1520000
	105	Personal Cost of Living Allowance	1247898	1250000	1230000	1235000	1240000	1245000
	106	Family Cost of Living Allowance	144439	160000	140000	150000	155000	160000
	111	Additional Allowance	585000	625000	625000	640000	650000	660000
	113	Transportation Allowance	86458	100000	100000	110000	115000	120000
	114	Transport Allowance	99428	100000	100000	120000	125000	130000
	116	Employees' Bonuses	99999	100000	100000	100000	100000	100000
	120	Contract Employees	0	50000	50000	55000	130000	135000
Total			3819289	3717000	3650000	3880000	4035000	4080000
2121		Social Security Contributions						
	301	Social Security	391583	425000	425000	425000	430000	435000
Total			391583	425000	425000	425000	430000	435000
22		Use of Goods and Services						
2211		Use of Goods and Services						
	202	Telecommunications Services	14894	10000	10000	10000	10000	10000
	203	Water	9895	10000	10000	10000	10000	10000
	204	Electricity	5000	5000	5000	5000	5000	5000
	205	Fuels	27312	27000	27000	27000	27000	27000
	001	Heating	10000	10000	10000	10000	10000	10000
	002	Saloon vehicles	10000	10000	10000	10000	10000	10000
	003	Transport vehicles and heavy equipment	7312	7000	7000	7000	7000	7000
	206	Maintenance of Machines, furniture and accessories	4997	5000	5000	5000	5000	5000
	209	Stationery, Publications and Office Supplies	8760	0	0	0	0	0
	211	Cleaning services and supplies including cleaning contracts	3992	4000	4000	4000	4000	4000
	213	Official Travel Missions	2500	2500	2500	2500	2500	2500
	214	Goods and services expenses	3993	5000	5000	5000	5000	5000
Total			81343	68500	68500	68500	68500	68500
Total of Activity			4292215	4210500	4143500	4373500	4533500	4583500
Total of Program			4292215	4210500	4143500	4373500	4533500	4583500
Program : 4015 - Plant Production and Protection								
Activity : 601 - Plant production and protection administration								
Group	Item	Description	Actual 2018	Estimated 2019	Re-estimated 2019	Estimated 2020	Indicative 2021	Indicative 2022
21		Compensations of Employees						
2111		Salaries, Wages and Allowances						
	101	Classified Employees	89847	87000	70000	15000	10000	5000
	102	Unclassified Employees	1500000	1480000	1480000	1680000	1705000	1730000
	105	Personal Cost of Living Allowance	1179999	1220000	1220000	1260000	1270000	1280000
	106	Family Cost of Living Allowance	134907	150000	140000	145000	150000	155000
	111	Additional Allowance	960000	1050000	1050000	1090000	1115000	1225000
	113	Transportation Allowance	110436	125000	120000	125000	130000	135000
	114	Transport Allowance	119454	130000	125000	130000	135000	140000
	116	Employees' Bonuses	139960	50000	50000	50000	50000	50000
	120	Contract Employees	0	50000	50000	55000	105000	110000
Total			4234603	4342000	4305000	4550000	4670000	4830000
2121		Social Security Contributions						
	301	Social Security	357984	450000	450000	450000	460000	470000
Total			357984	450000	450000	450000	460000	470000
Total of Activity			4592587	4792000	4755000	5000000	5130000	5300000
Total of Program			4592587	4792000	4755000	5000000	5130000	5300000

Current Expenditures According to Program and Activities for the Years 2018 - 2022

Chapter : 2201 - Ministry of Agriculture

(In JDs)

Program : 4020 - Land Reclamation and Development								
Activity : 601 - Lands development and reclamation administration								
Group	Item	Description	Actual 2018	Estimated 2019	Re-estimated 2019	Estimated 2020	Indicative 2021	Indicative 2022
21		Compensations of Employees						
2111		Salaries, Wages and Allowances						
	101	Classified Employees	44813	37000	30000	22000	10000	5000
	102	Unclassified Employees	487765	435000	422000	460000	465000	470000
	105	Personal Cost of Living Allowance	372357	385000	375000	380000	385000	390000
	106	Family Cost of Living Allowance	43759	50000	40000	45000	50000	55000
	111	Additional Allowance	330000	360000	360000	365000	370000	375000
	113	Transportation Allowance	39885	45000	35000	45000	50000	55000
	114	Transport Allowance	33224	55000	25000	35000	40000	45000
	116	Employees' Bonuses	49999	50000	50000	50000	50000	50000
	120	Contract Employees	0	50000	50000	70000	75000	80000
Total			1401802	1467000	1387000	1472000	1495000	1525000
2121		Social Security Contributions						
	301	Social Security	62735	150000	150000	150000	155000	160000
Total			62735	150000	150000	150000	155000	160000
Total of Activity			1464537	1617000	1537000	1622000	1650000	1685000
Total of Program			1464537	1617000	1537000	1622000	1650000	1685000

Current Expenditures According to Program and Activities for the Years 2018 - 2022

Chapter : 2201 - Ministry of Agriculture

(In JDs)

Program : 4025 - The National Center for Agricultural Research and Extension								
Activity : 601 - Agricultural research and extension administration								
Group	Item	Description	Actual 2018	Estimated 2019	Re-estimated 2019	Estimated 2020	Indicative 2021	Indicative 2022
21		Compensations of Employees						
2111		Salaries, Wages and Allowances						
	101	Classified Employees	47021	54000	25000	22000	15000	10000
	102	Unclassified Employees	1646550	1475000	1475000	1560000	1610000	1640000
	103	Comprehensive Contract Employees	34495	40000	40000	50000	55000	60000
	105	Personal Cost of Living Allowance	1208603	1190000	1180000	1200000	1220000	1240000
	106	Family Cost of Living Allowance	124527	120000	120000	130000	135000	140000
	110	Overtime Allowance	170000	67200	67200	0	0	0
	111	Additional Allowance	1167870	1350000	1290000	1218000	1235000	1252000
	113	Transportation Allowance	132000	142000	142000	160000	165000	170000
	114	Transport Allowance	137999	115000	115000	160000	165000	170000
	115	Field Visit Allowance	16000	10000	10000	40000	40000	40000
	116	Employees' Bonuses	365000	487800	487800	555000	555000	555000
	120	Contract Employees	49731	128000	128000	200000	210000	220000
Total			5099796	5179000	5080000	5295000	5405000	5497000
2121		Social Security Contributions						
	301	Social Security	566249	575000	575000	605000	610000	615000
Total			566249	575000	575000	605000	610000	615000
22		Use of Goods and Services						
2211		Use of Goods and Services						
	201	Rents	13000	0	0	0	0	0
	202	Telecommunications Services	29000	30000	30000	30000	30000	30000
	203	Water	13713	15000	15000	15000	15000	15000
	204	Electricity	48000	45000	45000	50000	50000	50000
	205	Fuels	52500	48000	48000	60000	60000	60000
	001	Heating	20000	15000	15000	20000	20000	20000
	002	Saloon vehicles	10000	15000	15000	20000	20000	20000
	003	Transport vehicles and heavy equipment	22500	18000	18000	20000	20000	20000
	206	Maintenance of Machines, furniture and accessories	19999	20000	20000	15000	15000	15000
	207	Maintenance of vehicles, equipment and accessories	30000	20000	20000	30000	30000	30000
	208	Repair and maintenance of buildings and accessories	10000	10000	10000	10000	10000	10000
	209	Stationery, Publications and Office Supplies	12991	12000	12000	13000	13000	13000
	210	Substances and raw materials (medicines, clothes, food, films, etc..)	12999	16000	16000	10000	10000	10000
	211	Cleaning services and supplies including cleaning contracts	28091	30000	30000	20000	20000	20000
	212	Insurance	40907	50000	50000	50000	50000	50000
	213	Official Travel Missions	7498	7500	7500	8000	8000	8000
	214	Goods and services expenses	13989	15000	15000	9000	9000	9000
Total			332687	318500	318500	320000	320000	320000
28		Other Expenditures						
2821		Other Current Expenditures						
	305	Non-Employees' Bonuses	1790	2000	2000	2000	2000	2000
Total			1790	2000	2000	2000	2000	2000
Total of Activity			6000522	6074500	5975500	6222000	6337000	6434000
Total of Program			6000522	6074500	5975500	6222000	6337000	6434000
Total of Chapter			44874302	44483000	43614000	44380000	45356000	45970000

Overall Summary of Capital Expenditures for the Years 2018 - 2022

Chapter : 2201 Ministry of Agriculture

(In JDs)

Group	Item	Description	Actual 2018	Estimated 2019	Re-estimated 2019	Estimated 2020	Indicative 2021	Indicative 2022
		Expenditures						
21		Compensations of Employees						
2111		Salaries, Wages and Allowances						
	501	Salaries	2571395	2894000	2844000	3952000	3862000	3759500
	502	Wages	1467653	1360000	1360000	1487000	1329550	1329550
Total			4039048	4254000	4204000	5439000	5191550	5089050
22		Use of Goods and Services						
2211		Use of Goods and Services						
	510	Buildings and facilities repair and maintenance	554118	1758411	1454599	912000	1099000	1137000
	512	Operating and Sustaining Expenditures	6977118	3051200	2941202	3608500	3899500	3882000
Total			7531236	4809611	4395801	4520500	4998500	5019000
25		Subsidies						
2511		Subsidies to Public Corporations						
	520	Subsidies to non-financial public corporations/capital	1058061	1062500	1062500	1062500	1062000	1062000
Total			1058061	1062500	1062500	1062500	1062000	1062000
28		Other Expenditures						
2822		Other Capital Expenditures						
	504	Studies, Research and Consultations	186999	333102	254102	115000	140000	140000
Total			186999	333102	254102	115000	140000	140000
		Fixed Assets						
31		Non-financial Assets						
3111		Buildings and Constructions						
	508	Works and Constructions	3807571	6079430	4476959	4687085	5571000	5394000
Total			3807571	6079430	4476959	4687085	5571000	5394000
3112		Devices, Machinery and Equipment						
	505	Equipment, Machines and Devices	485781	1279333	864619	596500	640500	590500
	506	Vehicles and Equipment	577131	1319400	855900	819000	435000	400000
Total			1062912	2598733	1720519	1415500	1075500	990500
3113		Other Fixed Assets						
	511	Equipping and furnishing	146484	276058	261058	25000	45000	40000
Total			146484	276058	261058	25000	45000	40000
3122		Inventories						
	503	Materials and supplies	2669589	3216566	2661061	2246415	3186450	3137450
Total			2669589	3216566	2661061	2246415	3186450	3137450
Total of Chapter			20501900	22630000	19036000	19511000	21270000	20872000

Capital Expenditures According to Program and Projects for the Years 2018 - 2022

Chapter : 2201 Ministry of Agriculture

(In JDs)

Program 4001 Administration and Support Services								
Project		001 Sustaining and Developing Agricultural Services Project						
Fund Source		102001	Capital (Treasury)					
Group	Item	Description	Actual 2018	Estimated 2019	Re-estimated 2019	Estimated 2020	Indicative 2021	Indicative 2022
21		Compensations of Employees						
2111		Salaries, Wages and Allowances						
	501	Salaries						
	001	Salaries	2324817	2517000	2517000	3500000	3400000	3297500
		Total of Item	2324817	2517000	2517000	3500000	3400000	3297500
	502	Wages						
	001	Wages	23778	38000	38000	50000	50000	50000
		Total of Item	23778	38000	38000	50000	50000	50000
22		Use of Goods and Services						
2211		Use of Goods and Services						
	510	Buildings and facilities repair and maintenance						
	008	Buildings and facilities maintenance	88924	57500	57500	80000	70000	70000
		Total of Item	88924	57500	57500	80000	70000	70000
	512	Operating and Sustaining Expenditures						
	006	Devices, tools and equipment maintenance	0	7500	7500	15000	15000	15000
	008	Qualifying and training expenses	29955	10000	10000	60000	60000	60000
	009	Fees	2954	12500	12500	5000	5000	5000
	010	Sales tax	0	5000	5000	5000	5000	5000
	011	Capacity building expenses	42967	80000	70000	70000	70000	70000
	012	Subscriptions, insurances	70000	70000	70000	70000	70000	70000
	013	Services contracts	101983	70000	70000	80000	80000	80000
	015	Operating systems and software	0	190700	190700	50000	50000	50000
	017	Promotion, advertising and awareness	0	10000	10000	40000	40000	40000
	025	Cases and compensations fees	2200	50000	50000	20000	10000	10000
	032	Conferences, celebrations and workshops	0	0	0	15000	15000	15000
	035	Technical and administrative support	576655	638500	638500	494000	700000	700000
	118	Repayment of due claims	4957108	326500	326500	800000	900000	900000
		Total of Item	5783822	1470700	1460700	1724000	2020000	2020000
25		Subsidies						
2511		Subsidies to Public Corporations						
	520	Subsidies to non-financial public corporations/capital						
	012	Support to government programs and activities	62500	62500	62500	62500	62000	62000
		Total of Item	62500	62500	62500	62500	62000	62000

Capital Expenditures According to Program and Projects for the Years 2018 - 2022

Chapter : 2201 Ministry of Agriculture

(In JDs)

Program 4001 Administration and Support Services								
Project		001 Sustaining and Developing Agricultural Services Project						
Fund Source		102001	Capital (Treasury)					
Group	Item	Description	Actual 2018	Estimated 2019	Re-estimated 2019	Estimated 2020	Indicative 2021	Indicative 2022
31		Non-financial Assets						
3112		Devices, Machinery and Equipment						
	505	Equipment, Machines and Devices						
	001	Computers and accessories	34568	35000	35000	50000	40000	40000
	003	Office supplies and equipment	16179	9614	9300	9500	9500	9500
	007	Agricultural tools and equipment	0	0	0	10000	10000	10000
	012	Air Conditioners	2350	0	0	5000	5000	5000
	023	Electrical devices and equipment	9997	10000	10000	5000	5000	5000
	062	Solar cells systems and equipment	57074	0	0	0	0	0
		Total of Item	120168	54614	54300	79500	69500	69500
	506	Vehicles and Equipment						
	014	Heavy equipment	0	30000	30000	40000	0	0
		Total of Item	0	30000	30000	40000	0	0
3122		Inventories						
	503	Materials and supplies						
	003	Agricultural supplies	0	0	0	30000	30000	30000
	019	Spare parts supplies	392193	380000	380000	399915	354000	349685
		Total of Item	392193	380000	380000	429915	384000	379685
		Total of Project / Treasury	8796202	4610314	4600000	5965915	6055500	5948685
Project		002 Agricultural Risks Fund						
Fund Source		102001	Capital (Treasury)					
Group	Item	Description	Actual 2018	Estimated 2019	Re-estimated 2019	Estimated 2020	Indicative 2021	Indicative 2022
25		Subsidies						
2511		Subsidies to Public Corporations						
	520	Subsidies to non-financial public corporations/capital						
	018	Agricultural Risks Fund	995561	1000000	1000000	1000000	1000000	1000000
		Total of Item	995561	1000000	1000000	1000000	1000000	1000000
		Total of Project / Treasury	995561	1000000	1000000	1000000	1000000	1000000

Capital Expenditures According to Program and Projects for the Years 2018 - 2022

Chapter : 2201 Ministry of Agriculture

(In JDs)

Program 4001 Administration and Support Services								
Project		009 Border Centers Development						
Fund Source		102001	Capital (Treasury)					
Group	Item	Description	Actual 2018	Estimated 2019	Re-estimated 2019	Estimated 2020	Indicative 2021	Indicative 2022
22		Use of Goods and Services						
2211		Use of Goods and Services						
	510	Buildings and facilities repair and maintenance						
	008	Buildings and facilities maintenance	0	5000	5000	10000	20000	35000
		Total of Item	0	5000	5000	10000	20000	35000
	512	Operating and Sustaining Expenditures						
	008	Qualifying and training expenses	0	0	0	10000	15000	20000
	035	Technical and administrative support	7000	0	0	0	0	0
		Total of Item	7000	0	0	10000	15000	20000
31		Non-financial Assets						
3111		Buildings and Constructions						
	508	Works and Constructions						
	013	Construction of buildings	0	0	0	0	20000	0
		Total of Item	0	0	0	0	20000	0
3112		Devices, Machinery and Equipment						
	505	Equipment, Machines and Devices						
	001	Computers and accessories	5215	0	0	0	0	0
	007	Agricultural tools and equipment	7510	25000	25000	30000	50000	70000
		Total of Item	12725	25000	25000	30000	50000	70000
		Total of Project / Treasury	19725	30000	30000	50000	105000	125000
Project		010 Establishment of agriculture database						
Fund Source		102001	Capital (Treasury)					
Group	Item	Description	Actual 2018	Estimated 2019	Re-estimated 2019	Estimated 2020	Indicative 2021	Indicative 2022
22		Use of Goods and Services						
2211		Use of Goods and Services						
	512	Operating and Sustaining Expenditures						
	008	Qualifying and training expenses	0	0	0	0	5000	5000
	015	Operating systems and software	139677	150000	150000	115000	130000	130000
		Total of Item	139677	150000	150000	115000	135000	135000
31		Non-financial Assets						
3112		Devices, Machinery and Equipment						
	505	Equipment, Machines and Devices						
	001	Computers and accessories	0	0	0	35000	0	0
		Total of Item	0	0	0	35000	0	0
		Total of Project / Treasury	139677	150000	150000	150000	135000	135000

Capital Expenditures According to Program and Projects for the Years 2018 - 2022

Chapter : 2201 Ministry of Agriculture

(In JDs)

Program 4001 Administration and Support Services								
Project		701 Constructing and maintaining buildings in Ajloun governorate						
Fund Source		102001	Capital (Treasury)					
Group	Item	Description	Actual 2018	Estimated 2019	Re-estimated 2019	Estimated 2020	Indicative 2021	Indicative 2022
22		Use of Goods and Services						
2211		Use of Goods and Services						
	510	Buildings and facilities repair and maintenance						
	009	Buildings repair and renovation	29412	0	0	20000	20000	20000
		Total of Item	29412	0	0	20000	20000	20000
28		Other Expenditures						
2822		Other Capital Expenditures						
	504	Studies, Research and Consultations						
	014	Studies, research and design	14162	10490	10490	0	0	0
		Total of Item	14162	10490	10490	0	0	0
31		Non-financial Assets						
3111		Buildings and Constructions						
	508	Works and Constructions						
	013	Construction of buildings	106961	152360	94510	370000	350000	300000
		Total of Item	106961	152360	94510	370000	350000	300000
		Total of Project / Treasury	150535	162850	105000	390000	370000	320000
Project		702 Improving the agricultural facilities in the capital governorate						
Fund Source		102001	Capital (Treasury)					
Group	Item	Description	Actual 2018	Estimated 2019	Re-estimated 2019	Estimated 2020	Indicative 2021	Indicative 2022
22		Use of Goods and Services						
2211		Use of Goods and Services						
	510	Buildings and facilities repair and maintenance						
	008	Buildings and facilities maintenance	29763	81464	80352	35000	20000	20000
	009	Buildings repair and renovation	0	124000	124000	0	0	0
		Total of Item	29763	205464	204352	35000	20000	20000
28		Other Expenditures						
2822		Other Capital Expenditures						
	504	Studies, Research and Consultations						
	014	Studies, research and design	0	6000	6000	0	0	0
		Total of Item	0	6000	6000	0	0	0
31		Non-financial Assets						
3111		Buildings and Constructions						
	508	Works and Constructions						
	013	Construction of buildings	0	240000	100000	250000	20000	20000
		Total of Item	0	240000	100000	250000	20000	20000
3112		Devices, Machinery and Equipment						
	505	Equipment, Machines and Devices						
	007	Agricultural tools and equipment	8491	26248	26248	0	0	0
	009	Laboratories and Measurement Devices	0	350000	50000	0	0	0
		Total of Item	8491	376248	76248	0	0	0
	506	Vehicles and Equipment						
	003	Pick-up vehicles	133200	275000	75000	0	0	0
	008	Tractors	94104	38400	38400	0	0	0
		Total of Item	227304	313400	113400	0	0	0
		Total of Project / Treasury	265558	1141112	500000	285000	40000	40000

Capital Expenditures According to Program and Projects for the Years 2018 - 2022

Chapter : 2201 Ministry of Agriculture

(In JDs)

Program 4001 Administration and Support Services								
Project		703 Establishing and expanding agricultural centers in Zarqa governorate						
Fund Source		102001 Capital (Treasury)						
Group	Item	Description	Actual 2018	Estimated 2019	Re-estimated 2019	Estimated 2020	Indicative 2021	Indicative 2022
22		Use of Goods and Services						
2211		Use of Goods and Services						
	510	Buildings and facilities repair and maintenance						
	009	Buildings repair and renovation	115885	66300	66300	0	0	0
		Total of Item	115885	66300	66300	0	0	0
28		Other Expenditures						
2822		Other Capital Expenditures						
	504	Studies, Research and Consultations						
	014	Studies, research and design	0	10000	10000	0	0	0
		Total of Item	0	10000	10000	0	0	0
31		Non-financial Assets						
3111		Buildings and Constructions						
	508	Works and Constructions						
	013	Construction of buildings	0	40000	0	70000	0	0
		Total of Item	0	40000	0	70000	0	0
3112		Devices, Machinery and Equipment						
	506	Vehicles and Equipment						
	003	Pick-up vehicles	0	0	0	40000	0	0
		Total of Item	0	0	0	40000	0	0
3113		Other Fixed Assets						
	511	Equipping and furnishing						
	006	Furnishing and equipping the buildings and facilities	0	0	0	10000	0	0
		Total of Item	0	0	0	10000	0	0
		Total of Project / Treasury	115885	116300	76300	120000	0	0
Project		704 Establishing a building for farmers services / Ma'daba governorate						
Fund Source		102001 Capital (Treasury)						
Group	Item	Description	Actual 2018	Estimated 2019	Re-estimated 2019	Estimated 2020	Indicative 2021	Indicative 2022
28		Other Expenditures						
2822		Other Capital Expenditures						
	504	Studies, Research and Consultations						
	014	Studies, research and design	0	6084	6084	0	0	0
		Total of Item	0	6084	6084	0	0	0
31		Non-financial Assets						
3111		Buildings and Constructions						
	508	Works and Constructions						
	013	Construction of buildings	188128	138352	138352	171000	100000	100000
		Total of Item	188128	138352	138352	171000	100000	100000
		Total of Project / Treasury	188128	144436	144436	171000	100000	100000

Capital Expenditures According to Program and Projects for the Years 2018 - 2022

Chapter : 2201 Ministry of Agriculture

(In JDs)

Program 4001 Administration and Support Services								
Project		705 Establishing and equipping buildings in Balqa' governorate						
Fund Source		102001 Capital (Treasury)						
Group	Item	Description	Actual 2018	Estimated 2019	Re-estimated 2019	Estimated 2020	Indicative 2021	Indicative 2022
28		Other Expenditures						
2822		Other Capital Expenditures						
	504	Studies, Research and Consultations						
	014	Studies, research and design	6400	0	0	0	0	0
		Total of Item	6400	0	0	0	0	0
31		Non-financial Assets						
3111		Buildings and Constructions						
	508	Works and Constructions						
	013	Construction of buildings	49806	136000	86000	255000	65000	0
		Total of Item	49806	136000	86000	255000	65000	0
3122		Inventories						
	503	Materials and supplies						
	002	Medical supplies and consumables	0	20000	20000	0	0	0
		Total of Item	0	20000	20000	0	0	0
		Total of Project / Treasury	56206	156000	106000	255000	65000	0
Project		707 Agricultural machines and vehicles / Aqaba governorate						
Fund Source		102001 Capital (Treasury)						
Group	Item	Description	Actual 2018	Estimated 2019	Re-estimated 2019	Estimated 2020	Indicative 2021	Indicative 2022
31		Non-financial Assets						
3112		Devices, Machinery and Equipment						
	505	Equipment, Machines and Devices						
	007	Agricultural tools and equipment	5485	10000	10000	0	0	0
	012	Air Conditioners	4890	4200	4200	0	0	0
		Total of Item	10375	14200	14200	0	0	0
	506	Vehicles and Equipment						
	003	Pick-up vehicles	21500	50000	0	0	0	0
	005	Medium-size passenger buses	25000	0	0	0	0	0
		Total of Item	46500	50000	0	0	0	0
		Total of Project / Treasury	56875	64200	14200	0	0	0
Project		709 Drying tomato (factory) in Southern Ghours district / Karak governorate						
Fund Source		102001 Capital (Treasury)						
Group	Item	Description	Actual 2018	Estimated 2019	Re-estimated 2019	Estimated 2020	Indicative 2021	Indicative 2022
28		Other Expenditures						
2822		Other Capital Expenditures						
	504	Studies, Research and Consultations						
	014	Studies, research and design	29909	0	0	0	0	0
		Total of Item	29909	0	0	0	0	0
31		Non-financial Assets						
3111		Buildings and Constructions						
	508	Works and Constructions						
	013	Construction of buildings	87006	0	0	0	0	0
		Total of Item	87006	0	0	0	0	0
		Total of Project / Treasury	116915	0	0	0	0	0

Capital Expenditures According to Program and Projects for the Years 2018 - 2022

Chapter : 2201 Ministry of Agriculture

(In JDs)

Program 4001 Administration and Support Services								
Project		710 Expanding the building of Mafraq Agriculture directorate in Mafraq governorate						
Fund Source		102001 Capital (Treasury)						
Group	Item	Description	Actual 2018	Estimated 2019	Re-estimated 2019	Estimated 2020	Indicative 2021	Indicative 2022
31		Non-financial Assets						
3111		Buildings and Constructions						
	508	Works and Constructions						
	013	Construction of buildings	0	52100	52100	0	0	0
		Total of Item	0	52100	52100	0	0	0
3113		Other Fixed Assets						
	511	Equipping and furnishing						
	006	Furnishing and equipping the buildings and facilities	0	5000	5000	0	0	0
		Total of Item	0	5000	5000	0	0	0
		Total of Project / Treasury	0	57100	57100	0	0	0
Project		711 Maintaining warehouses in Al-Walah Agricultural station Ma'daba governorate						
Fund Source		102001 Capital (Treasury)						
Group	Item	Description	Actual 2018	Estimated 2019	Re-estimated 2019	Estimated 2020	Indicative 2021	Indicative 2022
22		Use of Goods and Services						
2211		Use of Goods and Services						
	510	Buildings and facilities repair and maintenance						
	009	Buildings repair and renovation	0	65000	40000	0	0	0
		Total of Item	0	65000	40000	0	0	0
		Total of Project / Treasury	0	65000	40000	0	0	0
Project		712 Agricultural heavy duty machines in Irbid governorate						
Fund Source		102001 Capital (Treasury)						
Group	Item	Description	Actual 2018	Estimated 2019	Re-estimated 2019	Estimated 2020	Indicative 2021	Indicative 2022
31		Non-financial Assets						
3112		Devices, Machinery and Equipment						
	506	Vehicles and Equipment						
	008	Tractors	0	112000	112000	48000	200000	200000
		Total of Item	0	112000	112000	48000	200000	200000
		Total of Project / Treasury	0	112000	112000	48000	200000	200000
Project		713 Maintain and expand buildings in Balqa' governorate						
Fund Source		102001 Capital (Treasury)						
Group	Item	Description	Actual 2018	Estimated 2019	Re-estimated 2019	Estimated 2020	Indicative 2021	Indicative 2022
22		Use of Goods and Services						
2211		Use of Goods and Services						
	510	Buildings and facilities repair and maintenance						
	009	Buildings repair and renovation	0	15000	15000	0	0	0
		Total of Item	0	15000	15000	0	0	0
31		Non-financial Assets						
3112		Devices, Machinery and Equipment						
	505	Equipment, Machines and Devices						
	062	Solar cells systems and equipment	0	0	0	10000	0	0
		Total of Item	0	0	0	10000	0	0
		Total of Project / Treasury	0	15000	15000	10000	0	0

Capital Expenditures According to Program and Projects for the Years 2018 - 2022

Chapter : 2201 Ministry of Agriculture

(In JDs)

Program 4001 Administration and Support Services								
Project		714 Purchase agricultural heavy duty machines in Balqa' governorate						
Fund Source		102001 Capital (Treasury)						
Group	Item	Description	Actual 2018	Estimated 2019	Re-estimated 2019	Estimated 2020	Indicative 2021	Indicative 2022
31		Non-financial Assets						
3112		Devices, Machinery and Equipment						
	505	Equipment, Machines and Devices						
	007	Agricultural tools and equipment	0	0	0	24000	0	0
		Total of Item	0	0	0	24000	0	0
	506	Vehicles and Equipment						
	003	Pick-up vehicles	0	67500	20000	23000	0	0
	008	Tractors	0	67000	20000	0	0	0
		Total of Item	0	134500	40000	23000	0	0
3122		Inventories						
	503	Materials and supplies						
	002	Medical supplies and consumables	0	10000	10000	12000	0	0
	006	Laboratories supplies and materials	0	5000	5000	0	0	0
		Total of Item	0	15000	15000	12000	0	0
		Total of Project / Treasury	0	149500	55000	59000	0	0
Project		715 Establish and maintain buildings and stations in Al-Karak governorate						
Fund Source		102001 Capital (Treasury)						
Group	Item	Description	Actual 2018	Estimated 2019	Re-estimated 2019	Estimated 2020	Indicative 2021	Indicative 2022
22		Use of Goods and Services						
2211		Use of Goods and Services						
	510	Buildings and facilities repair and maintenance						
	008	Buildings and facilities maintenance	0	30000	30000	0	0	0
		Total of Item	0	30000	30000	0	0	0
28		Other Expenditures						
2822		Other Capital Expenditures						
	504	Studies, Research and Consultations						
	014	Studies, research and design	0	30000	21000	0	0	0
		Total of Item	0	30000	21000	0	0	0
31		Non-financial Assets						
3111		Buildings and Constructions						
	508	Works and Constructions						
	013	Construction of buildings	0	279000	179000	0	590000	520000
	025	Protection fence construction	0	0	0	15000	0	0
		Total of Item	0	279000	179000	15000	590000	520000
3112		Devices, Machinery and Equipment						
	505	Equipment, Machines and Devices						
	009	Laboratories and Measurement Devices	0	0	0	15000	0	0
		Total of Item	0	0	0	15000	0	0
3122		Inventories						
	503	Materials and supplies						
	002	Medical supplies and consumables	0	47000	10000	0	0	0
	006	Laboratories supplies and materials	0	10000	10000	0	0	0
		Total of Item	0	57000	20000	0	0	0
		Total of Project / Treasury	0	396000	250000	30000	590000	520000

Capital Expenditures According to Program and Projects for the Years 2018 - 2022

Chapter : 2201 Ministry of Agriculture

(In JDs)

Program 4001 Administration and Support Services								
Project		716 Plastic bottles factory / Karak governorate						
Fund Source		102001	Capital (Treasury)					
Group	Item	Description	Actual 2018	Estimated 2019	Re-estimated 2019	Estimated 2020	Indicative 2021	Indicative 2022
28		Other Expenditures						
2822		Other Capital Expenditures						
	504	Studies, Research and Consultations						
	014	Studies, research and design	0	40000	0	0	0	0
		Total of Item	0	40000	0	0	0	0
31		Non-financial Assets						
3111		Buildings and Constructions						
	508	Works and Constructions						
	013	Construction of buildings	0	450000	0	0	0	0
		Total of Item	0	450000	0	0	0	0
		Total of Project / Treasury	0	490000	0	0	0	0
Project		717 Establishing and maintaining agricultural buildings in Ma'an governorate						
Fund Source		102001	Capital (Treasury)					
Group	Item	Description	Actual 2018	Estimated 2019	Re-estimated 2019	Estimated 2020	Indicative 2021	Indicative 2022
22		Use of Goods and Services						
2211		Use of Goods and Services						
	510	Buildings and facilities repair and maintenance						
	009	Buildings repair and renovation	0	50000	50000	0	0	0
		Total of Item	0	50000	50000	0	0	0
31		Non-financial Assets						
3111		Buildings and Constructions						
	508	Works and Constructions						
	013	Construction of buildings	0	0	0	0	30000	0
	025	Protection fence construction	0	0	0	0	15000	0
		Total of Item	0	0	0	0	45000	0
3112		Devices, Machinery and Equipment						
	505	Equipment, Machines and Devices						
	002	Medical devices and equipment	0	3000	3000	0	0	0
		Total of Item	0	3000	3000	0	0	0
3122		Inventories						
	503	Materials and supplies						
	002	Medical supplies and consumables	0	2000	2000	0	0	0
		Total of Item	0	2000	2000	0	0	0
		Total of Project / Treasury	0	55000	55000	0	45000	0

Capital Expenditures According to Program and Projects for the Years 2018 - 2022

Chapter : 2201 Ministry of Agriculture

(In JDs)

Program 4001 Administration and Support Services								
Project		718 Maintaining and rehabilitating agriculture directorates and centers in Aqaba governorate						
Fund Source		102001 Capital (Treasury)						
Group	Item	Description	Actual 2018	Estimated 2019	Re-estimated 2019	Estimated 2020	Indicative 2021	Indicative 2022
22		Use of Goods and Services						
2211		Use of Goods and Services						
	510	Buildings and facilities repair and maintenance						
	008	Buildings and facilities maintenance	0	60800	60800	0	0	0
	009	Buildings repair and renovation	0	50000	50000	0	0	0
		Total of Item	0	110800	110800	0	0	0
31		Non-financial Assets						
3112		Devices, Machinery and Equipment						
	505	Equipment, Machines and Devices						
	012	Air Conditioners	0	5000	5000	0	0	0
	062	Solar cells systems and equipment	0	10000	10000	0	0	0
		Total of Item	0	15000	15000	0	0	0
3113		Other Fixed Assets						
	511	Equipping and furnishing						
	006	Furnishing and equipping the buildings and facilities	0	10000	10000	0	0	0
		Total of Item	0	10000	10000	0	0	0
		Total of Project / Treasury	0	135800	135800	0	0	0
Project		719 Establish an Alqureqra agricultural center / Aqaba governorate						
Fund Source		102001 Capital (Treasury)						
Group	Item	Description	Actual 2018	Estimated 2019	Re-estimated 2019	Estimated 2020	Indicative 2021	Indicative 2022
28		Other Expenditures						
2822		Other Capital Expenditures						
	504	Studies, Research and Consultations						
	014	Studies, research and design	0	10000	10000	0	0	0
		Total of Item	0	10000	10000	0	0	0
31		Non-financial Assets						
3111		Buildings and Constructions						
	508	Works and Constructions						
	013	Construction of buildings	0	140000	100000	0	0	0
		Total of Item	0	140000	100000	0	0	0
		Total of Project / Treasury	0	150000	110000	0	0	0

Capital Expenditures According to Program and Projects for the Years 2018 - 2022

Chapter : 2201 Ministry of Agriculture

(In JDs)

Program 4001 Administration and Support Services								
Project		720 Establishing and maintaining Northern Ghours agriculture centers, stations and buildings /Irbid governorate						
Fund Source		102001 Capital (Treasury)						
Group	Item	Description	Actual 2018	Estimated 2019	Re-estimated 2019	Estimated 2020	Indicative 2021	Indicative 2022
22		Use of Goods and Services						
2211		Use of Goods and Services						
	510	Buildings and facilities repair and maintenance						
	009	Buildings repair and renovation	0	30000	20000	0	0	0
		Total of Item	0	30000	20000	0	0	0
28		Other Expenditures						
2822		Other Capital Expenditures						
	504	Studies, Research and Consultations						
	014	Studies, research and design	0	10000	10000	0	0	0
		Total of Item	0	10000	10000	0	0	0
31		Non-financial Assets						
3111		Buildings and Constructions						
	508	Works and Constructions						
	013	Construction of buildings	0	8000	8000	0	0	0
		Total of Item	0	8000	8000	0	0	0
		Total of Project / Treasury	0	48000	38000	0	0	0
Project		721 Construction and maintenance of agricultural buildings in Mafraq Governorate						
Fund Source		102001 Capital (Treasury)						
Group	Item	Description	Actual 2018	Estimated 2019	Re-estimated 2019	Estimated 2020	Indicative 2021	Indicative 2022
22		Use of Goods and Services						
2211		Use of Goods and Services						
	512	Operating and Sustaining Expenditures						
	008	Qualifying and training expenses	0	0	0	0	20000	20000
		Total of Item	0	0	0	0	20000	20000
31		Non-financial Assets						
3111		Buildings and Constructions						
	508	Works and Constructions						
	013	Construction of buildings	0	0	0	0	100000	80000
		Total of Item	0	0	0	0	100000	80000
3112		Devices, Machinery and Equipment						
	505	Equipment, Machines and Devices						
	003	Office supplies and equipment	0	0	0	0	10000	10000
		Total of Item	0	0	0	0	10000	10000
		Total of Project / Treasury	0	0	0	0	130000	110000
Project		722 Rehabilitation and training of workers in the agricultural sector in the Capital Governorate						
Fund Source		102001 Capital (Treasury)						
Group	Item	Description	Actual 2018	Estimated 2019	Re-estimated 2019	Estimated 2020	Indicative 2021	Indicative 2022
22		Use of Goods and Services						
2211		Use of Goods and Services						
	512	Operating and Sustaining Expenditures						
	008	Qualifying and training expenses	0	0	0	0	24000	24000
		Total of Item	0	0	0	0	24000	24000
		Total of Project / Treasury	0	0	0	0	24000	24000

Capital Expenditures According to Program and Projects for the Years 2018 - 2022

Chapter : 2201 Ministry of Agriculture

(In JDs)

Program 4001 Administration and Support Services								
Project		723 Agricultural guidance / Zarqa Governorate						
Fund Source		102001	Capital (Treasury)					
Group	item	Description	Actual 2018	Estimated 2019	Re-estimated 2019	Estimated 2020	Indicative 2021	Indicative 2022
31		Non-financial Assets						
3112		Devices, Machinery and Equipment						
	505	Equipment, Machines and Devices						
	003	Office supplies and equipment	0	0	0	0	1000	1000
		Total of Item	0	0	0	0	1000	1000
3122		Inventories						
	503	Materials and supplies						
	003	Agricultural supplies	0	0	0	0	9000	9000
		Total of Item	0	0	0	0	9000	9000
		Total of Project / Treasury	0	0	0	0	10000	10000
Project		724 Maintenance of agricultural buildings and facilities in Tafila Governorate						
Fund Source		102001	Capital (Treasury)					
Group	item	Description	Actual 2018	Estimated 2019	Re-estimated 2019	Estimated 2020	Indicative 2021	Indicative 2022
22		Use of Goods and Services						
2211		Use of Goods and Services						
	510	Buildings and facilities repair and maintenance						
	009	Buildings repair and renovation	0	0	0	0	150000	200000
		Total of Item	0	0	0	0	150000	200000
		Total of Project / Treasury	0	0	0	0	150000	200000
Total of Program			10901267	9248612	7593836	8533915	9019500	8732685

Capital Expenditures According to Program and Projects for the Years 2018 - 2022

Chapter : 2201 Ministry of Agriculture

(In JDs)

Program 4005 Animal Resources, Veterinary and Laboratories								
Project		005 Numbering Livestock Project in the Kingdom						
Fund Source		102001 Capital (Treasury)						
Group	Item	Description	Actual 2018	Estimated 2019	Re-estimated 2019	Estimated 2020	Indicative 2021	Indicative 2022
31		Non-financial Assets						
3122		Inventories						
	503	Materials and supplies						
	003	Agricultural supplies	84350	0	0	0	0	0
		Total of Item	84350	0	0	0	0	0
		Total of Project / Treasury	84350	0	0	0	0	0
Project		013 Development of sheep stations/ Al-Walah/ Al-Musherfeh/Al-Fajij						
Fund Source		102001 Capital (Treasury)						
Group	Item	Description	Actual 2018	Estimated 2019	Re-estimated 2019	Estimated 2020	Indicative 2021	Indicative 2022
31		Non-financial Assets						
3122		Inventories						
	503	Materials and supplies						
	003	Agricultural supplies	110991	0	0	0	0	0
		Total of Item	110991	0	0	0	0	0
		Total of Project / Treasury	110991	0	0	0	0	0
Project		014 Support and protection of livestock resources						
Fund Source		102001 Capital (Treasury)						
Group	Item	Description	Actual 2018	Estimated 2019	Re-estimated 2019	Estimated 2020	Indicative 2021	Indicative 2022
21		Compensations of Employees						
2111		Salaries, Wages and Allowances						
	502	Wages						
	001	Wages	239861	150000	150000	200000	200000	200000
		Total of Item	239861	150000	150000	200000	200000	200000
22		Use of Goods and Services						
2211		Use of Goods and Services						
	510	Buildings and facilities repair and maintenance						
	008	Buildings and facilities maintenance	0	0	0	20000	20000	20000
		Total of Item	0	0	0	20000	20000	20000
	512	Operating and Sustaining Expenditures						
	006	Devices, tools and equipment maintenance	0	0	0	10000	10000	10000
	035	Technical and administrative support	50000	50000	50000	50000	50000	50000
	118	Repayment of due claims	0	0	0	100000	50000	50000
		Total of Item	50000	50000	50000	160000	110000	110000
31		Non-financial Assets						
3111		Buildings and Constructions						
	508	Works and Constructions						
	013	Construction of buildings	0	100000	65000	400000	250000	250000
		Total of Item	0	100000	65000	400000	250000	250000
3122		Inventories						
	503	Materials and supplies						
	002	Medical supplies and consumables	378773	35000	35000	40000	40000	40000
	003	Agricultural supplies	36962	100000	100000	70000	70000	70000
	021	Fodder, fertilizers and insecticides	0	0	0	100000	100000	100000
		Total of Item	415735	135000	135000	210000	210000	210000
		Total of Project / Treasury	705596	435000	400000	990000	790000	790000

Capital Expenditures According to Program and Projects for the Years 2018 - 2022

Chapter : 2201 Ministry of Agriculture

(In JDs)

Program 4005 Animal Resources, Veterinary and Laboratories								
Project		017 Establishing antibiotic residues laboratory						
Fund Source		102001	Capital (Treasury)					
Group	Item	Description	Actual 2018	Estimated 2019	Re-estimated 2019	Estimated 2020	Indicative 2021	Indicative 2022
31		Non-financial Assets						
3112		Devices, Machinery and Equipment						
	505	Equipment, Machines and Devices						
	009	Laboratories and Measurement Devices	23162	70000	70000	50000	50000	50000
		Total of Item	23162	70000	70000	50000	50000	50000
3122		Inventories						
	503	Materials and supplies						
	006	Laboratories supplies and materials	15000	30000	30000	20000	20000	20000
		Total of Item	15000	30000	30000	20000	20000	20000
		Total of Project / Treasury	38162	100000	100000	70000	70000	70000
Project		701 Establishing and equipping veterinary laboratories and clinics in Irbid governorate						
Fund Source		102001	Capital (Treasury)					
Group	Item	Description	Actual 2018	Estimated 2019	Re-estimated 2019	Estimated 2020	Indicative 2021	Indicative 2022
22		Use of Goods and Services						
2211		Use of Goods and Services						
	510	Buildings and facilities repair and maintenance						
	009	Buildings repair and renovation	0	0	0	0	50000	50000
		Total of Item	0	0	0	0	50000	50000
28		Other Expenditures						
2822		Other Capital Expenditures						
	504	Studies, Research and Consultations						
	014	Studies, research and design	0	6084	6084	0	15000	15000
		Total of Item	0	6084	6084	0	15000	15000
31		Non-financial Assets						
3111		Buildings and Constructions						
	508	Works and Constructions						
	012	Construction of veterinary clinics	47075	99709	99709	0	50000	50000
	013	Construction of buildings	0	103916	90207	20500	250000	250000
		Total of Item	47075	203625	189916	20500	300000	300000
3112		Devices, Machinery and Equipment						
	505	Equipment, Machines and Devices						
	007	Agricultural tools and equipment	0	0	0	0	30000	30000
		Total of Item	0	0	0	0	30000	30000
	506	Vehicles and Equipment						
	003	Pick-up vehicles	135000	114000	80000	23000	50000	50000
		Total of Item	135000	114000	80000	23000	50000	50000
3122		Inventories						
	503	Materials and supplies						
	003	Agricultural supplies	0	22000	22000	0	50000	50000
		Total of Item	0	22000	22000	0	50000	50000
		Total of Project / Treasury	182075	345709	298000	43500	495000	495000

Capital Expenditures According to Program and Projects for the Years 2018 - 2022

Chapter : 2201 Ministry of Agriculture

(In JDs)

Program 4005 Animal Resources, Veterinary and Laboratories								
Project		702 Establishing and equipping veterinary laboratories and clinics in Mafraq governorate						
Fund Source		102001 Capital (Treasury)						
Group	Item	Description	Actual 2018	Estimated 2019	Re-estimated 2019	Estimated 2020	Indicative 2021	Indicative 2022
28		Other Expenditures						
2822		Other Capital Expenditures						
	504	Studies, Research and Consultations						
	014	Studies, research and design	0	5000	5000	0	0	0
		Total of Item	0	5000	5000	0	0	0
31		Non-financial Assets						
3111		Buildings and Constructions						
	508	Works and Constructions						
	012	Construction of veterinary clinics	35509	50000	0	263585	0	0
		Total of Item	35509	50000	0	263585	0	0
3112		Devices, Machinery and Equipment						
	505	Equipment, Machines and Devices						
	002	Medical devices and equipment	0	5000	5000	0	0	0
		Total of Item	0	5000	5000	0	0	0
	506	Vehicles and Equipment						
	003	Pick-up vehicles	0	45000	45000	0	0	0
		Total of Item	0	45000	45000	0	0	0
3113		Other Fixed Assets						
	511	Equipping and furnishing						
	005	Laboratories furnishings	23942	1100	1100	0	0	0
	006	Furnishing and equipping the buildings and facilities	0	10000	10000	0	0	0
		Total of Item	23942	11100	11100	0	0	0
3122		Inventories						
	503	Materials and supplies						
	002	Medical supplies and consumables	0	40000	40000	0	0	0
	006	Laboratories supplies and materials	19998	0	0	0	0	0
		Total of Item	19998	40000	40000	0	0	0
		Total of Project / Treasury	79449	156100	106100	263585	0	0
Project		705 Establishing a modern veterinary clinic and veterinary laboratory to serve and develop the livestock sector / Jerash govenorate						
Fund Source		102001 Capital (Treasury)						
Group	Item	Description	Actual 2018	Estimated 2019	Re-estimated 2019	Estimated 2020	Indicative 2021	Indicative 2022
28		Other Expenditures						
2822		Other Capital Expenditures						
	504	Studies, Research and Consultations						
	014	Studies, research and design	0	6084	6084	0	0	0
		Total of Item	0	6084	6084	0	0	0
31		Non-financial Assets						
3113		Other Fixed Assets						
	511	Equipping and furnishing						
	005	Laboratories furnishings	25042	24958	24958	0	0	0
		Total of Item	25042	24958	24958	0	0	0
3122		Inventories						
	503	Materials and supplies						
	006	Laboratories supplies and materials	24999	0	0	0	0	0
		Total of Item	24999	0	0	0	0	0
		Total of Project / Treasury	50041	31042	31042	0	0	0

Capital Expenditures According to Program and Projects for the Years 2018 - 2022

Chapter : 2201 Ministry of Agriculture

(In JDs)

Program 4005 Animal Resources, Veterinary and Laboratories								
Project		709 Agricultural Quarry - Al Mudawara Border Center / Ma'an Governorate						
Fund Source		102001	Capital (Treasury)					
Group	Item	Description	Actual 2018	Estimated 2019	Re-estimated 2019	Estimated 2020	Indicative 2021	Indicative 2022
31		Non-financial Assets						
3111		Buildings and Constructions						
	508	Works and Constructions						
	013	Construction of buildings	0	64657	39657	0	0	0
		Total of Item	0	64657	39657	0	0	0
3113		Other Fixed Assets						
	511	Equipping and furnishing						
	006	Furnishing and equipping the buildings and facilities	0	10000	10000	0	0	0
		Total of Item	0	10000	10000	0	0	0
		Total of Project / Treasury	0	74657	49657	0	0	0
Project		710 Rehabilitating veterinary clinics and laboratories in Ma'an governorate						
Fund Source		102001	Capital (Treasury)					
Group	Item	Description	Actual 2018	Estimated 2019	Re-estimated 2019	Estimated 2020	Indicative 2021	Indicative 2022
22		Use of Goods and Services						
2211		Use of Goods and Services						
	512	Operating and Sustaining Expenditures						
	006	Devices, tools and equipment maintenance	0	5000	5000	0	0	0
		Total of Item	0	5000	5000	0	0	0
28		Other Expenditures						
2822		Other Capital Expenditures						
	504	Studies, Research and Consultations						
	014	Studies, research and design	0	10000	10000	0	0	0
		Total of Item	0	10000	10000	0	0	0
31		Non-financial Assets						
3111		Buildings and Constructions						
	508	Works and Constructions						
	012	Construction of veterinary clinics	48060	169695	169695	0	0	0
	013	Construction of buildings	0	179150	179150	0	0	0
		Total of Item	48060	348845	348845	0	0	0
3112		Devices, Machinery and Equipment						
	506	Vehicles and Equipment						
	003	Pick-up vehicles	0	25000	0	0	0	0
		Total of Item	0	25000	0	0	0	0
3122		Inventories						
	503	Materials and supplies						
	002	Medical supplies and consumables	0	7500	7500	0	15000	5000
	003	Agricultural supplies	0	18000	18000	0	13000	5000
		Total of Item	0	25500	25500	0	28000	10000
		Total of Project / Treasury	48060	414345	389345	0	28000	10000

Capital Expenditures According to Program and Projects for the Years 2018 - 2022

Chapter : 2201 Ministry of Agriculture

(In JDs)

Program 4005 Animal Resources, Veterinary and Laboratories								
Project		711 Establishing veterinary clinics and laboratories in Aqaba governorate						
Fund Source		102001 Capital (Treasury)						
Group	Item	Description	Actual 2018	Estimated 2019	Re-estimated 2019	Estimated 2020	Indicative 2021	Indicative 2022
28		Other Expenditures						
2822		Other Capital Expenditures						
	504	Studies, Research and Consultations						
	014	Studies, research and design	6240	8360	8360	0	0	0
		Total of Item	6240	8360	8360	0	0	0
31		Non-financial Assets						
3111		Buildings and Constructions						
	508	Works and Constructions						
	012	Construction of veterinary clinics	144797	355728	55728	0	0	0
		Total of Item	144797	355728	55728	0	0	0
3122		Inventories						
	503	Materials and supplies						
	002	Medical supplies and consumables	0	50000	50000	0	0	0
	003	Agricultural supplies	0	50000	50000	0	0	0
		Total of Item	0	100000	100000	0	0	0
		Total of Project / Treasury	151037	464088	164088	0	0	0
Project		713 Establish and develop veterinary clinics in Zarqa' governorate						
Fund Source		102001 Capital (Treasury)						
Group	Item	Description	Actual 2018	Estimated 2019	Re-estimated 2019	Estimated 2020	Indicative 2021	Indicative 2022
22		Use of Goods and Services						
2211		Use of Goods and Services						
	510	Buildings and facilities repair and maintenance						
	009	Buildings repair and renovation	0	60000	60000	0	0	0
		Total of Item	0	60000	60000	0	0	0
31		Non-financial Assets						
3111		Buildings and Constructions						
	508	Works and Constructions						
	012	Construction of veterinary clinics	0	65000	50000	0	0	0
	013	Construction of buildings	0	0	0	55000	0	0
		Total of Item	0	65000	50000	55000	0	0
3112		Devices, Machinery and Equipment						
	505	Equipment, Machines and Devices						
	007	Agricultural tools and equipment	0	34400	30000	0	0	0
		Total of Item	0	34400	30000	0	0	0
	506	Vehicles and Equipment						
	003	Pick-up vehicles	0	20000	20000	25000	0	0
		Total of Item	0	20000	20000	25000	0	0
3122		Inventories						
	503	Materials and supplies						
	002	Medical supplies and consumables	0	35000	35000	25000	0	0
	003	Agricultural supplies	0	0	0	25000	0	0
		Total of Item	0	35000	35000	50000	0	0
		Total of Project / Treasury	0	214400	195000	130000	0	0

Capital Expenditures According to Program and Projects for the Years 2018 - 2022

Chapter : 2201 Ministry of Agriculture

(In JDs)

Program 4005 Animal Resources, Veterinary and Laboratories								
Project		714 Shubaikah Well solar energy, guardroom and veterinary treatments and vaccines / Veterinary Clinic / Safawi / Mafrq Governorate						
Fund Source		102001	Capital (Treasury)					
Group	item	Description	Actual 2018	Estimated 2019	Re-estimated 2019	Estimated 2020	Indicative 2021	Indicative 2022
31		Non-financial Assets						
3112		Devices, Machinery and Equipment						
	505	Equipment, Machines and Devices						
	062	Solar cells systems and equipment	0	0	0	0	50000	0
		Total of Item	0	0	0	0	50000	0
		Total of Project / Treasury	0	0	0	0	50000	0
Project		715 livestock and veterinary / Mafrq Governorate						
Fund Source		102001	Capital (Treasury)					
Group	item	Description	Actual 2018	Estimated 2019	Re-estimated 2019	Estimated 2020	Indicative 2021	Indicative 2022
31		Non-financial Assets						
3122		Inventories						
	503	Materials and supplies						
	002	Medical supplies and consumables	0	0	0	0	30000	30315
		Total of Item	0	0	0	0	30000	30315
		Total of Project / Treasury	0	0	0	0	30000	30315
Project		716 Disease and Syringopais Tempertella control in the Capital Governorate						
Fund Source		102001	Capital (Treasury)					
Group	item	Description	Actual 2018	Estimated 2019	Re-estimated 2019	Estimated 2020	Indicative 2021	Indicative 2022
22		Use of Goods and Services						
2211		Use of Goods and Services						
	512	Operating and Sustaining Expenditures						
	013	Services contracts	0	0	0	0	20000	20000
		Total of Item	0	0	0	0	20000	20000
31		Non-financial Assets						
3122		Inventories						
	503	Materials and supplies						
	002	Medical supplies and consumables	0	0	0	0	450000	450000
	003	Agricultural supplies	0	0	0	0	20000	20000
		Total of Item	0	0	0	0	470000	470000
		Total of Project / Treasury	0	0	0	0	490000	490000
Total of Program			1449761	2235341	1733232	1497085	1953000	1885315

Capital Expenditures According to Program and Projects for the Years 2018 - 2022

Chapter : 2201 Ministry of Agriculture

(In JDs)

Program 4010 Forestry, Pastures and Nurseries Development								
Project		001 Forestry and Pastures and Nurseries Development Program Administration Project						
Fund Source		102001	Capital (Treasury)					
Group	Item	Description	Actual 2018	Estimated 2019	Re-estimated 2019	Estimated 2020	Indicative 2021	Indicative 2022
21		Compensations of Employees						
2111		Salaries, Wages and Allowances						
	502	Wages						
	001	Wages	614664	0	0	0	0	0
		Total of Item	614664	0	0	0	0	0
22		Use of Goods and Services						
2211		Use of Goods and Services						
	510	Buildings and facilities repair and maintenance						
	008	Buildings and facilities maintenance	4987	0	0	0	0	0
		Total of Item	4987	0	0	0	0	0
	512	Operating and Sustaining Expenditures						
	006	Devices, tools and equipment maintenance	4456	0	0	0	0	0
	012	Subscriptions, insurances	20000	0	0	0	0	0
		Total of Item	24456	0	0	0	0	0
31		Non-financial Assets						
3122		Inventories						
	503	Materials and supplies						
	003	Agricultural supplies	19958	0	0	0	0	0
		Total of Item	19958	0	0	0	0	0
		Total of Project / Treasury	664065	0	0	0	0	0
Project		009 Protecting and sustaining forestry resources						
Fund Source		102001	Capital (Treasury)					
Group	Item	Description	Actual 2018	Estimated 2019	Re-estimated 2019	Estimated 2020	Indicative 2021	Indicative 2022
21		Compensations of Employees						
2111		Salaries, Wages and Allowances						
	502	Wages						
	001	Wages	0	350000	350000	500000	500000	500000
		Total of Item	0	350000	350000	500000	500000	500000
22		Use of Goods and Services						
2211		Use of Goods and Services						
	510	Buildings and facilities repair and maintenance						
	008	Buildings and facilities maintenance	0	5000	5000	10000	10000	10000
		Total of Item	0	5000	5000	10000	10000	10000
	512	Operating and Sustaining Expenditures						
	012	Subscriptions, insurances	0	20000	10000	20000	20000	20000
	035	Technical and administrative support	0	100000	100000	100000	100000	100000
	118	Repayment of due claims	0	130000	130000	150000	150000	150000
		Total of Item	0	250000	240000	270000	270000	270000
31		Non-financial Assets						
3122		Inventories						
	503	Materials and supplies						
	003	Agricultural supplies	0	5000	5000	45000	45000	45000
		Total of Item	0	5000	5000	45000	45000	45000
		Total of Project / Treasury	0	610000	600000	825000	825000	825000

Capital Expenditures According to Program and Projects for the Years 2018 - 2022

Chapter : 2201 Ministry of Agriculture

(In JDs)

Program 4010 Forestry, Pastures and Nurseries Development								
Project		010 Development of pastoral communities in Badia						
Fund Source		102001	Capital (Treasury)					
Group	Item	Description	Actual 2018	Estimated 2019	Re-estimated 2019	Estimated 2020	Indicative 2021	Indicative 2022
22		Use of Goods and Services						
2211		Use of Goods and Services						
	510	Buildings and facilities repair and maintenance						
	008	Buildings and facilities maintenance	0	0	0	45000	45000	20000
		Total of Item	0	0	0	45000	45000	20000
	512	Operating and Sustaining Expenditures						
	008	Qualifying and training expenses	3416	5000	5000	9000	9000	9000
		Total of Item	3416	5000	5000	9000	9000	9000
31		Non-financial Assets						
3111		Buildings and Constructions						
	508	Works and Constructions						
	015	Restoration, qualification and development of Sites	28200	20000	20000	25000	25000	25000
		Total of Item	28200	20000	20000	25000	25000	25000
3112		Devices, Machinery and Equipment						
	505	Equipment, Machines and Devices						
	007	Agricultural tools and equipment	10708	44300	44300	0	0	0
		Total of Item	10708	44300	44300	0	0	0
		Total of Project / Treasury	42324	69300	69300	79000	79000	54000
Project		701 Protecting and developing the forestry resource / Mafraq Governorate						
Fund Source		102001	Capital (Treasury)					
Group	Item	Description	Actual 2018	Estimated 2019	Re-estimated 2019	Estimated 2020	Indicative 2021	Indicative 2022
21		Compensations of Employees						
2111		Salaries, Wages and Allowances						
	502	Wages						
	001	Wages	10000	10000	10000	0	0	0
		Total of Item	10000	10000	10000	0	0	0
22		Use of Goods and Services						
2211		Use of Goods and Services						
	510	Buildings and facilities repair and maintenance						
	011	Irrigation networks maintenance	10000	0	0	0	0	0
		Total of Item	10000	0	0	0	0	0
31		Non-financial Assets						
3111		Buildings and Constructions						
	508	Works and Constructions						
	013	Construction of buildings	16165	15800	15800	0	0	0
		Total of Item	16165	15800	15800	0	0	0
3112		Devices, Machinery and Equipment						
	505	Equipment, Machines and Devices						
	007	Agricultural tools and equipment	0	0	0	0	10000	10000
		Total of Item	0	0	0	0	10000	10000
3122		Inventories						
	503	Materials and supplies						
	003	Agricultural supplies	0	10000	10000	0	10000	10000
		Total of Item	0	10000	10000	0	10000	10000
		Total of Project / Treasury	36165	35800	35800	0	20000	20000

Capital Expenditures According to Program and Projects for the Years 2018 - 2022

Chapter : 2201 Ministry of Agriculture

(In JDs)

Program 4010 Forestry, Pastures and Nurseries Development								
Project		702 Rehabilitating forestry stations, nurseries and forest protection in Jerash governorate						
Fund Source		102001	Capital (Treasury)					
Group	Item	Description	Actual 2018	Estimated 2019	Re-estimated 2019	Estimated 2020	Indicative 2021	Indicative 2022
21		Compensations of Employees						
2111		Salaries, Wages and Allowances						
	502	Wages						
	001	Wages	124517	70000	70000	150000	0	0
		Total of Item	124517	70000	70000	150000	0	0
22		Use of Goods and Services						
2211		Use of Goods and Services						
	510	Buildings and facilities repair and maintenance						
	008	Buildings and facilities maintenance	19503	1097	1097	0	0	0
	009	Buildings repair and renovation	27500	0	0	0	0	0
		Total of Item	47003	1097	1097	0	0	0
31		Non-financial Assets						
3111		Buildings and Constructions						
	508	Works and Constructions						
	011	Construction of greenhouses	0	0	0	20000	0	0
	013	Construction of buildings	130788	163095	163095	190000	0	0
	015	Restoration, qualification and development of Sites	0	0	0	100000	0	0
	018	Asphalt mixes	0	0	0	30000	0	0
		Total of Item	130788	163095	163095	340000	0	0
3112		Devices, Machinery and Equipment						
	505	Equipment, Machines and Devices						
	007	Agricultural tools and equipment	37580	33434	33434	0	0	0
	036	Cameras	3000	9333	9333	30000	0	0
		Total of Item	40580	42767	42767	30000	0	0
	506	Vehicles and Equipment						
	002	Field vehicles	0	0	0	120000	0	0
	010	Motorcycles	0	0	0	40000	0	0
	014	Heavy equipment	0	0	0	110000	0	0
		Total of Item	0	0	0	270000	0	0
3122		Inventories						
	503	Materials and supplies						
	003	Agricultural supplies	96712	26807	26807	50000	0	0
	021	Fodder, fertilizers and insecticides	0	0	0	30000	0	0
		Total of Item	96712	26807	26807	80000	0	0
		Total of Project / Treasury	439600	303766	303766	870000	0	0

Capital Expenditures According to Program and Projects for the Years 2018 - 2022

Chapter : 2201 Ministry of Agriculture

(In JDs)

Program 4010 Forestry, Pastures and Nurseries Development								
Project		705 Rehabilitating the forestry stations, nurseries and researches in Ajloun governorate						
Fund Source		102001 Capital (Treasury)						
Group	Item	Description	Actual 2018	Estimated 2019	Re-estimated 2019	Estimated 2020	Indicative 2021	Indicative 2022
22		Use of Goods and Services						
2211		Use of Goods and Services						
	510	Buildings and facilities repair and maintenance						
	008	Buildings and facilities maintenance	48465	33486	33486	0	0	0
		Total of Item	48465	33486	33486	0	0	0
	512	Operating and Sustaining Expenditures						
	008	Qualifying and training expenses	0	6500	6500	0	0	0
	035	Technical and administrative support	0	75000	75000	0	0	0
		Total of Item	0	81500	81500	0	0	0
31		Non-financial Assets						
3111		Buildings and Constructions						
	508	Works and Constructions						
	013	Construction of buildings	52209	139326	139326	0	0	0
	016	Construction of excavations and wells	0	0	0	0	110000	100000
		Total of Item	52209	139326	139326	0	110000	100000
3112		Devices, Machinery and Equipment						
	505	Equipment, Machines and Devices						
	003	Office supplies and equipment	0	7000	7000	0	0	0
	036	Cameras	0	6925	6925	0	0	0
		Total of Item	0	13925	13925	0	0	0
	506	Vehicles and Equipment						
	003	Pick-up vehicles	0	22500	22500	0	25000	25000
	006	Passenger mini-buses	0	0	0	0	25000	25000
	015	Cranes	0	70000	70000	0	0	0
		Total of Item	0	92500	92500	0	50000	50000
3113		Other Fixed Assets						
	511	Equipping and furnishing						
	006	Furnishing and equipping the buildings and facilities	0	0	0	0	30000	25000
		Total of Item	0	0	0	0	30000	25000
3122		Inventories						
	503	Materials and supplies						
	002	Medical supplies and consumables	0	0	0	0	30000	25000
	003	Agricultural supplies	56900	305905	305905	0	340000	275000
		Total of Item	56900	305905	305905	0	370000	300000
		Total of Project / Treasury	157574	666642	666642	0	560000	475000

Capital Expenditures According to Program and Projects for the Years 2018 - 2022

Chapter : 2201 Ministry of Agriculture

(In JDs)

Program 4010 Forestry, Pastures and Nurseries Development								
Project		706 Improving the productivity of pastures and livestock in the Capital governorate						
Fund Source		102001	Capital (Treasury)					
Group	Item	Description	Actual 2018	Estimated 2019	Re-estimated 2019	Estimated 2020	Indicative 2021	Indicative 2022
22		Use of Goods and Services						
2211		Use of Goods and Services						
	510	Buildings and facilities repair and maintenance						
	008	Buildings and facilities maintenance	0	0	0	0	65000	30000
		Total of Item	0	0	0	0	65000	30000
31		Non-financial Assets						
3111		Buildings and Constructions						
	508	Works and Constructions						
	013	Construction of buildings	0	23000	23000	0	0	0
		Total of Item	0	23000	23000	0	0	0
3112		Devices, Machinery and Equipment						
	506	Vehicles and Equipment						
	007	Tank trucks	0	0	0	20000	0	0
		Total of Item	0	0	0	20000	0	0
3122		Inventories						
	503	Materials and supplies						
	002	Medical supplies and consumables	0	40000	40000	0	0	0
	003	Agricultural supplies	31443	57000	57000	0	0	0
		Total of Item	31443	97000	97000	0	0	0
		Total of Project / Treasury	31443	120000	120000	20000	65000	30000

Capital Expenditures According to Program and Projects for the Years 2018 - 2022

Chapter : 2201 Ministry of Agriculture

(In JDs)

Program 4010 Forestry, Pastures and Nurseries Development								
Project		707 Rehabilitating the forestry stations in Balq'a governorate						
Fund Source		102001	Capital (Treasury)					
Group	Item	Description	Actual 2018	Estimated 2019	Re-estimated 2019	Estimated 2020	Indicative 2021	Indicative 2022
21		Compensations of Employees						
2111		Salaries, Wages and Allowances						
	502	Wages						
	001	Wages	0	10000	10000	0	0	0
		Total of Item	0	10000	10000	0	0	0
22		Use of Goods and Services						
2211		Use of Goods and Services						
	510	Buildings and facilities repair and maintenance						
	008	Buildings and facilities maintenance	0	0	0	0	30000	20000
	009	Buildings repair and renovation	44116	42000	42000	0	0	0
	011	Irrigation networks maintenance	0	0	0	0	10000	10000
		Total of Item	44116	42000	42000	0	40000	30000
31		Non-financial Assets						
3111		Buildings and Constructions						
	508	Works and Constructions						
	013	Construction of buildings	40900	75000	75000	0	0	0
	016	Construction of excavations and wells	0	0	0	20000	0	0
		Total of Item	40900	75000	75000	20000	0	0
3112		Devices, Machinery and Equipment						
	505	Equipment, Machines and Devices						
	007	Agricultural tools and equipment	0	8000	8000	10000	10000	10000
		Total of Item	0	8000	8000	10000	10000	10000
	506	Vehicles and Equipment						
	008	Tractors	0	50000	50000	0	0	0
	014	Heavy equipment	0	20000	20000	0	0	0
		Total of Item	0	70000	70000	0	0	0
3122		Inventories						
	503	Materials and supplies						
	003	Agricultural supplies	21540	79500	79500	90000	140000	270000
		Total of Item	21540	79500	79500	90000	140000	270000
		Total of Project / Treasury	106556	284500	284500	120000	190000	310000

Capital Expenditures According to Program and Projects for the Years 2018 - 2022

Chapter : 2201 Ministry of Agriculture

(In JDs)

Program 4010 Forestry, Pastures and Nurseries Development								
Project		710 Rehabilitating the forestry, nurseries and agricultural extension in Ma'an Governorate						
Fund Source		102001	Capital (Treasury)					
Group	Item	Description	Actual 2018	Estimated 2019	Re-estimated 2019	Estimated 2020	Indicative 2021	Indicative 2022
21		Compensations of Employees						
2111		Salaries, Wages and Allowances						
	502	Wages						
	001	Wages	0	68000	68000	0	5000	5000
		Total of Item	0	68000	68000	0	5000	5000
22		Use of Goods and Services						
2211		Use of Goods and Services						
	512	Operating and Sustaining Expenditures						
	008	Qualifying and training expenses	100	0	0	0	10000	10000
		Total of Item	100	0	0	0	10000	10000
31		Non-financial Assets						
3111		Buildings and Constructions						
	508	Works and Constructions						
	013	Construction of buildings	0	56000	56000	0	0	0
	015	Restoration, qualification and development of Sites	0	0	0	0	70000	70000
		Total of Item	0	56000	56000	0	70000	70000
3122		Inventories						
	503	Materials and supplies						
	003	Agricultural supplies	28683	26000	26000	0	10000	10000
		Total of Item	28683	26000	26000	0	10000	10000
		Total of Project / Treasury	28783	150000	150000	0	95000	95000
Project		711 Establishing towers to protect the forestry resources / Aqaba governorate						
Fund Source		102001	Capital (Treasury)					
Group	Item	Description	Actual 2018	Estimated 2019	Re-estimated 2019	Estimated 2020	Indicative 2021	Indicative 2022
31		Non-financial Assets						
3111		Buildings and Constructions						
	508	Works and Constructions						
	013	Construction of buildings	0	35912	0	0	0	0
		Total of Item	0	35912	0	0	0	0
		Total of Project / Treasury	0	35912	0	0	0	0

Capital Expenditures According to Program and Projects for the Years 2018 - 2022

Chapter : 2201 Ministry of Agriculture

(In JDs)

Program 4010 Forestry, Pastures and Nurseries Development								
Project		712 Establishing forests and gardens in AL- Mafraq governorate						
Fund Source		102001	Capital (Treasury)					
Group	Item	Description	Actual 2018	Estimated 2019	Re-estimated 2019	Estimated 2020	Indicative 2021	Indicative 2022
21		Compensations of Employees						
2111		Salaries, Wages and Allowances						
	502	Wages						
	001	Wages	0	60000	60000	0	0	0
		Total of Item	0	60000	60000	0	0	0
31		Non-financial Assets						
3111		Buildings and Constructions						
	508	Works and Constructions						
	013	Construction of buildings	0	21000	0	15000	55000	0
	015	Restoration, qualification and development of Sites	0	0	0	15000	0	0
		Total of Item	0	21000	0	30000	55000	0
3112		Devices, Machinery and Equipment						
	505	Equipment, Machines and Devices						
	007	Agricultural tools and equipment	0	10000	0	0	0	0
		Total of Item	0	10000	0	0	0	0
	506	Vehicles and Equipment						
	006	Passenger mini-buses	0	0	0	15000	0	0
		Total of Item	0	0	0	15000	0	0
3122		Inventories						
	503	Materials and supplies						
	003	Agricultural supplies	0	0	0	5000	0	0
		Total of Item	0	0	0	5000	0	0
		Total of Project / Treasury	0	91000	60000	50000	55000	0
Project		713 Model afforestation projects in Ma'daba governorate						
Fund Source		102001	Capital (Treasury)					
Group	Item	Description	Actual 2018	Estimated 2019	Re-estimated 2019	Estimated 2020	Indicative 2021	Indicative 2022
21		Compensations of Employees						
2111		Salaries, Wages and Allowances						
	502	Wages						
	001	Wages	0	34000	34000	0	0	0
		Total of Item	0	34000	34000	0	0	0
22		Use of Goods and Services						
2211		Use of Goods and Services						
	510	Buildings and facilities repair and maintenance						
	009	Buildings repair and renovation	0	2700	0	0	0	0
		Total of Item	0	2700	0	0	0	0
31		Non-financial Assets						
3111		Buildings and Constructions						
	508	Works and Constructions						
	010	Construction of irrigation networks	0	12000	0	0	0	0
		Total of Item	0	12000	0	0	0	0
3122		Inventories						
	503	Materials and supplies						
	003	Agricultural supplies	0	40000	0	0	0	0
		Total of Item	0	40000	0	0	0	0
		Total of Project / Treasury	0	88700	34000	0	0	0

Capital Expenditures According to Program and Projects for the Years 2018 - 2022

Chapter : 2201 Ministry of Agriculture

(In JDs)

Program 4010 Forestry, Pastures and Nurseries Development								
Project		714 Rehabilitation projects for stations and nurseries in Ma'daba governorate						
Fund Source		102001	Capital (Treasury)					
Group	Item	Description	Actual 2018	Estimated 2019	Re-estimated 2019	Estimated 2020	Indicative 2021	Indicative 2022
31		Non-financial Assets						
3113		Other Fixed Assets						
	511	Equipping and furnishing						
	006	Furnishing and equipping the buildings and facilities	0	15000	0	0	0	0
		Total of Item	0	15000	0	0	0	0
3122		Inventories						
	503	Materials and supplies						
	003	Agricultural supplies	0	35000	0	0	0	0
		Total of Item	0	35000	0	0	0	0
		Total of Project / Treasury	0	50000	0	0	0	0
Project		715 Drilling wells and developing pastures in Al-Karak governorate						
Fund Source		102001	Capital (Treasury)					
Group	Item	Description	Actual 2018	Estimated 2019	Re-estimated 2019	Estimated 2020	Indicative 2021	Indicative 2022
22		Use of Goods and Services						
2211		Use of Goods and Services						
	510	Buildings and facilities repair and maintenance						
	010	Wells maintenance	0	0	0	20000	0	0
	011	Irrigation networks maintenance	0	35000	0	0	0	0
		Total of Item	0	35000	0	20000	0	0
	512	Operating and Sustaining Expenditures						
	008	Qualifying and training expenses	0	0	0	5000	10000	15000
		Total of Item	0	0	0	5000	10000	15000
31		Non-financial Assets						
3111		Buildings and Constructions						
	508	Works and Constructions						
	015	Restoration, qualification and development of Sites	0	115000	115000	16000	20000	14000
	016	Construction of excavations and wells	0	0	0	220000	440000	490000
		Total of Item	0	115000	115000	236000	460000	504000
3112		Devices, Machinery and Equipment						
	506	Vehicles and Equipment						
	003	Pick-up vehicles	0	0	0	40000	0	0
	008	Tractors	0	0	0	10000	0	0
		Total of Item	0	0	0	50000	0	0
3122		Inventories						
	503	Materials and supplies						
	003	Agricultural supplies	0	42000	42000	0	40000	0
		Total of Item	0	42000	42000	0	40000	0
		Total of Project / Treasury	0	192000	157000	311000	510000	519000
		Total of Program	1506510	2697620	2481008	2275000	2399000	2328000

Capital Expenditures According to Program and Projects for the Years 2018 - 2022

Chapter : 2201 Ministry of Agriculture

(In JDs)

Program 4015 Plant Production and Protection								
Project		001 Plant Production and Protection Program Administration Project						
Fund Source		102001	Capital (Treasury)					
Group	Item	Description	Actual 2018	Estimated 2019	Re-estimated 2019	Estimated 2020	Indicative 2021	Indicative 2022
21		Compensations of Employees						
2111		Salaries, Wages and Allowances						
	502	Wages						
	001	Wages	160000	0	0	0	0	0
		Total of Item	160000	0	0	0	0	0
22		Use of Goods and Services						
2211		Use of Goods and Services						
	510	Buildings and facilities repair and maintenance						
	008	Buildings and facilities maintenance	11429	0	0	0	0	0
	011	Irrigation networks maintenance	30869	0	0	0	0	0
		Total of Item	42298	0	0	0	0	0
	512	Operating and Sustaining Expenditures						
	006	Devices, tools and equipment maintenance	9986	0	0	0	0	0
	012	Subscriptions, insurances	30000	0	0	0	0	0
	035	Technical and administrative support	239997	0	0	0	0	0
		Total of Item	279983	0	0	0	0	0
31		Non-financial Assets						
3112		Devices, Machinery and Equipment						
	505	Equipment, Machines and Devices						
	007	Agricultural tools and equipment	35745	0	0	0	0	0
		Total of Item	35745	0	0	0	0	0
3122		Inventories						
	503	Materials and supplies						
	003	Agricultural supplies	124238	0	0	0	0	0
		Total of Item	124238	0	0	0	0	0
		Total of Project / Treasury	642264	0	0	0	0	0
Project		011 International Accreditation of the laboratories						
Fund Source		102001	Capital (Treasury)					
Group	Item	Description	Actual 2018	Estimated 2019	Re-estimated 2019	Estimated 2020	Indicative 2021	Indicative 2022
22		Use of Goods and Services						
2211		Use of Goods and Services						
	512	Operating and Sustaining Expenditures						
	006	Devices, tools and equipment maintenance	11732	0	0	0	0	0
		Total of Item	11732	0	0	0	0	0
31		Non-financial Assets						
3112		Devices, Machinery and Equipment						
	505	Equipment, Machines and Devices						
	009	Laboratories and Measurement Devices	15857	0	0	0	0	0
		Total of Item	15857	0	0	0	0	0
3122		Inventories						
	503	Materials and supplies						
	006	Laboratories supplies and materials	79513	0	0	0	0	0
		Total of Item	79513	0	0	0	0	0
		Total of Project / Treasury	107102	0	0	0	0	0

Capital Expenditures According to Program and Projects for the Years 2018 - 2022

Chapter : 2201 Ministry of Agriculture

(In JDs)

Program 4015 Plant Production and Protection								
Project		012 Integrated administration for controlling pests						
Fund Source		102001	Capital (Treasury)					
Group	Item	Description	Actual 2018	Estimated 2019	Re-estimated 2019	Estimated 2020	Indicative 2021	Indicative 2022
22		Use of Goods and Services						
2211		Use of Goods and Services						
	512	Operating and Sustaining Expenditures						
	035	Technical and administrative support	39952	0	0	0	0	0
		Total of Item	39952	0	0	0	0	0
31		Non-financial Assets						
3122		Inventories						
	503	Materials and supplies						
	003	Agricultural supplies	68846	0	0	0	0	0
		Total of Item	68846	0	0	0	0	0
		Total of Project / Treasury	108798	0	0	0	0	0
Project		013 Development of pesticides residues laboratories						
Fund Source		102001	Capital (Treasury)					
Group	Item	Description	Actual 2018	Estimated 2019	Re-estimated 2019	Estimated 2020	Indicative 2021	Indicative 2022
22		Use of Goods and Services						
2211		Use of Goods and Services						
	512	Operating and Sustaining Expenditures						
	008	Qualifying and training expenses	0	0	0	0	26500	0
		Total of Item	0	0	0	0	26500	0
31		Non-financial Assets						
3122		Inventories						
	503	Materials and supplies						
	006	Laboratories supplies and materials	0	0	0	0	42000	0
		Total of Item	0	0	0	0	42000	0
		Total of Project / Treasury	0	0	0	0	68500	0
Project		014 Establishing pesticides residues analysis laboratory/ Jordan Valley						
Fund Source		102001	Capital (Treasury)					
Group	Item	Description	Actual 2018	Estimated 2019	Re-estimated 2019	Estimated 2020	Indicative 2021	Indicative 2022
28		Other Expenditures						
2822		Other Capital Expenditures						
	504	Studies, Research and Consultations						
	014	Studies, research and design	15426	0	0	0	0	0
		Total of Item	15426	0	0	0	0	0
31		Non-financial Assets						
3111		Buildings and Constructions						
	508	Works and Constructions						
	013	Construction of buildings	0	100000	100000	350000	180000	0
		Total of Item	0	100000	100000	350000	180000	0
		Total of Project / Treasury	15426	100000	100000	350000	180000	0

Capital Expenditures According to Program and Projects for the Years 2018 - 2022

Chapter : 2201 Ministry of Agriculture

(In JDs)

Program 4015 Plant Production and Protection								
Project		016 Development of automatic services for farmers						
Fund Source		102001 Capital (Treasury)						
Group	Item	Description	Actual 2018	Estimated 2019	Re-estimated 2019	Estimated 2020	Indicative 2021	Indicative 2022
31		Non-financial Assets						
3112		Devices, Machinery and Equipment						
	505	Equipment, Machines and Devices						
	007	Agricultural tools and equipment	0	100000	0	0	0	0
		Total of Item	0	100000	0	0	0	0
		Total of Project / Treasury	0	100000	0	0	0	0
Project		017 Supporting plants wealth						
Fund Source		102001 Capital (Treasury)						
Group	Item	Description	Actual 2018	Estimated 2019	Re-estimated 2019	Estimated 2020	Indicative 2021	Indicative 2022
21		Compensations of Employees						
2111		Salaries, Wages and Allowances						
	502	Wages						
	001	Wages	0	100000	100000	250000	250000	250000
		Total of Item	0	100000	100000	250000	250000	250000
22		Use of Goods and Services						
2211		Use of Goods and Services						
	510	Buildings and facilities repair and maintenance						
	008	Buildings and facilities maintenance	0	0	0	10000	10000	10000
	011	Irrigation networks maintenance	0	0	0	25000	25000	25000
		Total of Item	0	0	0	35000	35000	35000
	512	Operating and Sustaining Expenditures						
	006	Devices, tools and equipment maintenance	0	0	0	10000	10000	10000
	008	Qualifying and training expenses	0	5000	5000	10000	10000	10000
	012	Subscriptions, insurances	0	0	0	30000	30000	30000
	017	Promotion, advertising and awareness	0	5000	5000	10000	10000	10000
	035	Technical and administrative support	0	100000	100000	100000	100000	100000
	118	Repayment of due claims	0	155000	155000	200000	200000	200000
		Total of Item	0	265000	265000	360000	360000	360000
31		Non-financial Assets						
3122		Inventories						
	503	Materials and supplies						
	002	Medical supplies and consumables	0	5000	5000	0	0	0
	003	Agricultural supplies	0	100000	100000	100000	100000	100000
	006	Laboratories supplies and materials	0	50000	50000	75000	75000	75000
	021	Fodder, fertilizers and insecticides	0	30000	30000	50000	50000	50000
		Total of Item	0	185000	185000	225000	225000	225000
		Total of Project / Treasury	0	550000	550000	870000	870000	870000

Capital Expenditures According to Program and Projects for the Years 2018 - 2022

Chapter : 2201 Ministry of Agriculture

(In JDs)

Program 4015 Plant Production and Protection								
Project		701 Establishing and equipping preventive laboratories in Irbid governorate						
Fund Source		102001	Capital (Treasury)					
Group	Item	Description	Actual 2018	Estimated 2019	Re-estimated 2019	Estimated 2020	Indicative 2021	Indicative 2022
31		Non-financial Assets						
3112		Devices, Machinery and Equipment						
	505	Equipment, Machines and Devices						
	007	Agricultural tools and equipment	0	0	0	0	30000	30000
		Total of Item	0	0	0	0	30000	30000
3122		Inventories						
	503	Materials and supplies						
	006	Laboratories supplies and materials	24455	115545	115545	0	130000	130000
		Total of Item	24455	115545	115545	0	130000	130000
		Total of Project / Treasury	24455	115545	115545	0	160000	160000
Project		702 Syringopais Tempertella control using the agricultural cycle in Irbid Governorate						
Fund Source		102001	Capital (Treasury)					
Group	Item	Description	Actual 2018	Estimated 2019	Re-estimated 2019	Estimated 2020	Indicative 2021	Indicative 2022
31		Non-financial Assets						
3122		Inventories						
	503	Materials and supplies						
	003	Agricultural supplies	134048	36924	36924	0	0	0
		Total of Item	134048	36924	36924	0	0	0
		Total of Project / Treasury	134048	36924	36924	0	0	0
Project		703 Palm in Irbid governorate						
Fund Source		102001	Capital (Treasury)					
Group	Item	Description	Actual 2018	Estimated 2019	Re-estimated 2019	Estimated 2020	Indicative 2021	Indicative 2022
31		Non-financial Assets						
3122		Inventories						
	503	Materials and supplies						
	003	Agricultural supplies	0	15000	15000	0	0	0
		Total of Item	0	15000	15000	0	0	0
		Total of Project / Treasury	0	15000	15000	0	0	0
Project		704 Combating the plant worm (district and West Badia) / Mafrag governorate						
Fund Source		102001	Capital (Treasury)					
Group	Item	Description	Actual 2018	Estimated 2019	Re-estimated 2019	Estimated 2020	Indicative 2021	Indicative 2022
22		Use of Goods and Services						
2211		Use of Goods and Services						
	512	Operating and Sustaining Expenditures						
	013	Services contracts	0	6000	6000	0	0	0
		Total of Item	0	6000	6000	0	0	0
31		Non-financial Assets						
3112		Devices, Machinery and Equipment						
	506	Vehicles and Equipment						
	008	Tractors	0	18000	18000	0	0	0
		Total of Item	0	18000	18000	0	0	0
3122		Inventories						
	503	Materials and supplies						
	003	Agricultural supplies	12480	26000	26000	0	0	0
		Total of Item	12480	26000	26000	0	0	0
		Total of Project / Treasury	12480	50000	50000	0	0	0

Capital Expenditures According to Program and Projects for the Years 2018 - 2022

Chapter : 2201 Ministry of Agriculture

(In JDs)

Program 4015 Plant Production and Protection								
Project		706 Combating the plant worm (Dhiban) / Ma'daba governorate						
Fund Source		102001	Capital (Treasury)					
Group	Item	Description	Actual 2018	Estimated 2019	Re-estimated 2019	Estimated 2020	Indicative 2021	Indicative 2022
22		Use of Goods and Services						
2211		Use of Goods and Services						
	512	Operating and Sustaining Expenditures						
	035	Technical and administrative support	19294	0	0	0	0	0
		Total of Item	19294	0	0	0	0	0
31		Non-financial Assets						
3112		Devices, Machinery and Equipment						
	505	Equipment, Machines and Devices						
	007	Agricultural tools and equipment	32000	14000	14000	0	0	0
		Total of Item	32000	14000	14000	0	0	0
	506	Vehicles and Equipment						
	008	Tractors	46030	0	0	0	0	0
		Total of Item	46030	0	0	0	0	0
		Total of Project / Treasury	97324	14000	14000	0	0	0
Project		707 Combating the plant worm / Al- Karak - Al Qaser - Al-Mazar / Al- Karak governorate						
Fund Source		102001	Capital (Treasury)					
Group	Item	Description	Actual 2018	Estimated 2019	Re-estimated 2019	Estimated 2020	Indicative 2021	Indicative 2022
22		Use of Goods and Services						
2211		Use of Goods and Services						
	512	Operating and Sustaining Expenditures						
	008	Qualifying and training expenses	0	0	0	3000	5000	5000
	013	Services contracts	0	25000	25000	25000	50000	50000
	035	Technical and administrative support	0	0	0	11000	15000	15000
		Total of Item	0	25000	25000	39000	70000	70000
31		Non-financial Assets						
3112		Devices, Machinery and Equipment						
	505	Equipment, Machines and Devices						
	007	Agricultural tools and equipment	0	20000	20000	5000	5000	5000
		Total of Item	0	20000	20000	5000	5000	5000
	506	Vehicles and Equipment						
	008	Tractors	0	40000	40000	30000	65000	50000
		Total of Item	0	40000	40000	30000	65000	50000
3122		Inventories						
	503	Materials and supplies						
	003	Agricultural supplies	77716	15000	15000	31000	75000	75000
		Total of Item	77716	15000	15000	31000	75000	75000
		Total of Project / Treasury	77716	100000	100000	105000	215000	200000

Capital Expenditures According to Program and Projects for the Years 2018 - 2022

Chapter : 2201 Ministry of Agriculture

(In JDs)

Program 4015 Plant Production and Protection								
Project		708 Digging artesian wells in Ma'an governorate						
Fund Source		102001	Capital (Treasury)					
Group	Item	Description	Actual 2018	Estimated 2019	Re-estimated 2019	Estimated 2020	Indicative 2021	Indicative 2022
22		Use of Goods and Services						
2211		Use of Goods and Services						
	510	Buildings and facilities repair and maintenance						
	009	Buildings repair and renovation	0	0	0	0	25000	25000
		Total of Item	0	0	0	0	25000	25000
31		Non-financial Assets						
3111		Buildings and Constructions						
	508	Works and Constructions						
	016	Construction of excavations and wells	92192	0	0	0	129000	35000
		Total of Item	92192	0	0	0	129000	35000
		Total of Project / Treasury	92192	0	0	0	154000	60000
Project		709 Rehabilitating the orchards in Ma'an governorate						
Fund Source		102001	Capital (Treasury)					
Group	Item	Description	Actual 2018	Estimated 2019	Re-estimated 2019	Estimated 2020	Indicative 2021	Indicative 2022
21		Compensations of Employees						
2111		Salaries, Wages and Allowances						
	502	Wages						
	001	Wages	0	0	0	0	4800	4800
		Total of Item	0	0	0	0	4800	4800
31		Non-financial Assets						
3122		Inventories						
	503	Materials and supplies						
	003	Agricultural supplies	4427	40121	40121	0	200	200
		Total of Item	4427	40121	40121	0	200	200
		Total of Project / Treasury	4427	40121	40121	0	5000	5000
Project		710 Establishing the agricultural ponds / Tafileh governorate						
Fund Source		102001	Capital (Treasury)					
Group	Item	Description	Actual 2018	Estimated 2019	Re-estimated 2019	Estimated 2020	Indicative 2021	Indicative 2022
31		Non-financial Assets						
3111		Buildings and Constructions						
	508	Works and Constructions						
	016	Construction of excavations and wells	77470	33000	33000	0	0	0
		Total of Item	77470	33000	33000	0	0	0
		Total of Project / Treasury	77470	33000	33000	0	0	0
Project		711 Maintenance of agricultural stations / Tafileh governorate						
Fund Source		102001	Capital (Treasury)					
Group	Item	Description	Actual 2018	Estimated 2019	Re-estimated 2019	Estimated 2020	Indicative 2021	Indicative 2022
31		Non-financial Assets						
3111		Buildings and Constructions						
	508	Works and Constructions						
	013	Construction of buildings	0	56350	56350	0	0	0
		Total of Item	0	56350	56350	0	0	0
3122		Inventories						
	503	Materials and supplies						
	003	Agricultural supplies	0	62409	62409	0	0	0
		Total of Item	0	62409	62409	0	0	0
		Total of Project / Treasury	0	118759	118759	0	0	0

Capital Expenditures According to Program and Projects for the Years 2018 - 2022

Chapter : 2201 Ministry of Agriculture

(In JDs)

Program 4015 Plant Production and Protection								
Project		712 Maintaining irriagation, springs, tubes and irrigation networks in Ma'daba governorate						
Fund Source		102001	Capital (Treasury)					
Group	item	Description	Actual 2018	Estimated 2019	Re-estimated 2019	Estimated 2020	Indicative 2021	Indicative 2022
22		Use of Goods and Services						
2211		Use of Goods and Services						
	510	Buildings and facilities repair and maintenance						
	011	Irrigation networks maintenance	26656	29000	29000	0	50000	100000
		Total of Item	26656	29000	29000	0	50000	100000
		Total of Project / Treasury	26656	29000	29000	0	50000	100000
Project		713 Combating olives fly using traps / Ma'daba governorate						
Fund Source		102001	Capital (Treasury)					
Group	item	Description	Actual 2018	Estimated 2019	Re-estimated 2019	Estimated 2020	Indicative 2021	Indicative 2022
31		Non-financial Assets						
3122		Inventories						
	503	Materials and supplies						
	003	Agricultural supplies	9105	11564	11564	0	0	0
		Total of Item	9105	11564	11564	0	0	0
		Total of Project / Treasury	9105	11564	11564	0	0	0
Project		714 Water agriculture project (Al-mshagar station, Al-Walah agricultural station and Jreaneh Agricultural school) / Ma'daba governorate						
Fund Source		102001	Capital (Treasury)					
Group	item	Description	Actual 2018	Estimated 2019	Re-estimated 2019	Estimated 2020	Indicative 2021	Indicative 2022
31		Non-financial Assets						
3111		Buildings and Constructions						
	508	Works and Constructions						
	011	Construction of greenhouses	0	132300	72300	0	0	0
		Total of Item	0	132300	72300	0	0	0
		Total of Project / Treasury	0	132300	72300	0	0	0
Project		715 Agricultural wealth Program (control of termites and control olive fruit fly, training and qualification program) / Mafraq governorate						
Fund Source		102001	Capital (Treasury)					
Group	item	Description	Actual 2018	Estimated 2019	Re-estimated 2019	Estimated 2020	Indicative 2021	Indicative 2022
31		Non-financial Assets						
3122		Inventories						
	503	Materials and supplies						
	003	Agricultural supplies	0	0	0	0	20000	20000
		Total of Item	0	0	0	0	20000	20000
		Total of Project / Treasury	0	0	0	0	20000	20000
Total of Program			1429463	1446213	1286213	1325000	1722500	1415000

Capital Expenditures According to Program and Projects for the Years 2018 - 2022

Chapter : 2201 Ministry of Agriculture

(In JDs)

Program 4020 Land Reclamation and Development								
Project		020 Introducing water harvest methods in pastoral lands / Japan grant						
Fund Source		102001	Capital (Treasury)					
Group	item	Description	Actual 2018	Estimated 2019	Re-estimated 2019	Estimated 2020	Indicative 2021	Indicative 2022
31		Non-financial Assets						
3111		Buildings and Constructions						
	508	Works and Constructions						
	016	Construction of excavations and wells	13808	0	0	0	0	0
		Total of Item	13808	0	0	0	0	0
		Total of Project / Treasury	13808	0	0	0	0	0
Project		024 Water harvest						
Fund Source		102001	Capital (Treasury)					
Group	item	Description	Actual 2018	Estimated 2019	Re-estimated 2019	Estimated 2020	Indicative 2021	Indicative 2022
31		Non-financial Assets						
3111		Buildings and Constructions						
	508	Works and Constructions						
	016	Construction of excavations and wells	0	0	0	100000	200000	200000
		Total of Item	0	0	0	100000	200000	200000
		Total of Project / Treasury	0	0	0	100000	200000	200000

Capital Expenditures According to Program and Projects for the Years 2018 - 2022

Chapter : 2201 Ministry of Agriculture

(In JDs)

Program 4020 Land Reclamation and Development								
Project		025 Investment in small societies and lifting poor rural families out of poverty						
Fund Source		103008 International Fund of Agriculture Development Loan						
Group	Item	Description	Actual 2018	Estimated 2019	Re-estimated 2019	Estimated 2020	Indicative 2021	Indicative 2022
21		Compensations of Employees						
2111		Salaries, Wages and Allowances						
	501	Salaries						
	001	Salaries	24776	155000	105000	125000	155000	155000
		Total of Item	24776	155000	105000	125000	155000	155000
22		Use of Goods and Services						
2211		Use of Goods and Services						
	510	Buildings and facilities repair and maintenance						
	008	Buildings and facilities maintenance	0	300000	240000	200000	150000	150000
		Total of Item	0	300000	240000	200000	150000	150000
	512	Operating and Sustaining Expenditures						
	007	Vehicles and equipment maintenance	0	0	0	5000	5000	5000
	008	Qualifying and training expenses	6094	20000	20000	20000	20000	20000
	035	Technical and administrative support	0	15000	15000	15000	40000	40000
		Total of Item	6094	35000	35000	40000	65000	65000
28		Other Expenditures						
2822		Other Capital Expenditures						
	504	Studies, Research and Consultations						
	014	Studies, research and design	0	50000	20000	40000	50000	50000
		Total of Item	0	50000	20000	40000	50000	50000
31		Non-financial Assets						
3112		Devices, Machinery and Equipment						
	505	Equipment, Machines and Devices						
	001	Computers and accessories	3897	20000	20000	10000	10000	10000
	003	Office supplies and equipment	0	5000	5000	5000	5000	5000
	009	Laboratories and Measurement Devices	0	0	0	25000	50000	50000
	023	Electrical devices and equipment	182	0	0	0	0	0
		Total of Item	4079	25000	25000	40000	65000	65000
	506	Vehicles and Equipment						
	002	Field vehicles	0	25000	25000	25000	25000	25000
	003	Pick-up vehicles	0	110000	50000	100000	25000	25000
		Total of Item	0	135000	75000	125000	50000	50000
3113		Other Fixed Assets						
	511	Equipping and furnishing						
	006	Furnishing and equipping the buildings and facilities	3616	0	0	10000	15000	15000
		Total of Item	3616	0	0	10000	15000	15000
3122		Inventories						
	503	Materials and supplies						
	003	Agricultural supplies	0	300000	0	120000	150000	150000
	019	Spare parts supplies	987	0	0	0	0	0
		Total of Item	987	300000	0	120000	150000	150000
		Total of Project / Treasury						
		Total of Project / Loans	39552	1000000	500000	700000	700000	700000
		Total of Project	39552	1000000	500000	700000	700000	700000

Capital Expenditures According to Program and Projects for the Years 2018 - 2022

Chapter : 2201 Ministry of Agriculture

(In JDs)

Program 4020 Land Reclamation and Development								
Project		026 Reclamation of agricultural land (wells) Faqqu' district						
Fund Source		102001 Capital (Treasury)						
Group	item	Description	Actual 2018	Estimated 2019	Re-estimated 2019	Estimated 2020	Indicative 2021	Indicative 2022
31		Non-financial Assets						
3111		Buildings and Constructions						
	508	Works and Constructions						
	016	Construction of excavations and wells	0	0	0	90000	0	0
		Total of Item	0	0	0	90000	0	0
		Total of Project / Treasury	0	0	0	90000	0	0
Project		027 Water harvesting and water collection / Faqqu' district						
Fund Source		102001 Capital (Treasury)						
Group	item	Description	Actual 2018	Estimated 2019	Re-estimated 2019	Estimated 2020	Indicative 2021	Indicative 2022
31		Non-financial Assets						
3111		Buildings and Constructions						
	508	Works and Constructions						
	016	Construction of excavations and wells	0	0	0	36000	0	0
		Total of Item	0	0	0	36000	0	0
		Total of Project / Treasury	0	0	0	36000	0	0
Project		028 Productive families projects / Southern Jordan Valley						
Fund Source		102001 Capital (Treasury)						
Group	item	Description	Actual 2018	Estimated 2019	Re-estimated 2019	Estimated 2020	Indicative 2021	Indicative 2022
31		Non-financial Assets						
3122		Inventories						
	503	Materials and supplies						
	003	Agricultural supplies	0	0	0	50000	0	0
		Total of Item	0	0	0	50000	0	0
		Total of Project / Treasury	0	0	0	50000	0	0
Project		701 Irrigation canals, pipes and lining torrents canals / Irbid governorate						
Fund Source		102001 Capital (Treasury)						
Group	item	Description	Actual 2018	Estimated 2019	Re-estimated 2019	Estimated 2020	Indicative 2021	Indicative 2022
31		Non-financial Assets						
3111		Buildings and Constructions						
	508	Works and Constructions						
	010	Construction of irrigation networks	0	30000	30000	0	0	0
		Total of Item	0	30000	30000	0	0	0
		Total of Project / Treasury	0	30000	30000	0	0	0
Project		702 Reclamation of agricultural lands and water harvesting / Irbid governorate						
Fund Source		102001 Capital (Treasury)						
Group	item	Description	Actual 2018	Estimated 2019	Re-estimated 2019	Estimated 2020	Indicative 2021	Indicative 2022
31		Non-financial Assets						
3111		Buildings and Constructions						
	508	Works and Constructions						
	016	Construction of excavations and wells	409880	0	0	0	0	0
		Total of Item	409880	0	0	0	0	0
		Total of Project / Treasury	409880	0	0	0	0	0

Capital Expenditures According to Program and Projects for the Years 2018 - 2022

Chapter : 2201 Ministry of Agriculture

(In JDs)

Program 4020 Land Reclamation and Development								
Project		703 Reclamation of agricultural lands in districts of governorates / Mafraq governorate						
Fund Source		102001	Capital (Treasury)					
Group	Item	Description	Actual 2018	Estimated 2019	Re-estimated 2019	Estimated 2020	Indicative 2021	Indicative 2022
31		Non-financial Assets						
3111		Buildings and Constructions						
	508	Works and Constructions						
	016	Construction of excavations and wells	99301	100000	100000	0	0	0
		Total of Item	99301	100000	100000	0	0	0
		Total of Project / Treasury	99301	100000	100000	0	0	0
Project		704 Water harvest and improving income of poor families in Jerash governorate						
Fund Source		102001	Capital (Treasury)					
Group	Item	Description	Actual 2018	Estimated 2019	Re-estimated 2019	Estimated 2020	Indicative 2021	Indicative 2022
22		Use of Goods and Services						
2211		Use of Goods and Services						
	510	Buildings and facilities repair and maintenance						
	011	Irrigation networks maintenance	0	170000	0	0	0	0
		Total of Item	0	170000	0	0	0	0
	512	Operating and Sustaining Expenditures						
	032	Conferences, celebrations and workshops	0	0	0	25000	0	0
	118	Repayment of due claims	0	0	0	50000	0	0
		Total of Item	0	0	0	75000	0	0
31		Non-financial Assets						
3111		Buildings and Constructions						
	508	Works and Constructions						
	010	Construction of irrigation networks	188296	30000	30000	100000	0	0
	011	Construction of greenhouses	0	29289	29289	0	0	0
	016	Construction of excavations and wells	320404	159000	52000	150000	0	0
		Total of Item	508700	218289	111289	250000	0	0
3122		Inventories						
	503	Materials and supplies						
	003	Agricultural supplies	161423	176903	33398	100000	0	0
		Total of Item	161423	176903	33398	100000	0	0
		Total of Project / Treasury	670123	565192	144687	425000	0	0
Project		705 Reclamation of the lands in Ajloun governorate						
Fund Source		102001	Capital (Treasury)					
Group	Item	Description	Actual 2018	Estimated 2019	Re-estimated 2019	Estimated 2020	Indicative 2021	Indicative 2022
22		Use of Goods and Services						
2211		Use of Goods and Services						
	510	Buildings and facilities repair and maintenance						
	011	Irrigation networks maintenance	0	0	0	85000	99000	92000
		Total of Item	0	0	0	85000	99000	92000
31		Non-financial Assets						
3111		Buildings and Constructions						
	508	Works and Constructions						
	010	Construction of irrigation networks	26392	65508	65508	0	0	0
	016	Construction of excavations and wells	234383	195000	195000	175000	225000	200000
		Total of Item	260775	260508	260508	175000	225000	200000
		Total of Project / Treasury	260775	260508	260508	260000	324000	292000

Capital Expenditures According to Program and Projects for the Years 2018 - 2022

Chapter : 2201 Ministry of Agriculture

(In JDs)

Program 4020 Land Reclamation and Development								
Project		706 Reclamation of agricultural lands in Balqa Governorate						
Fund Source		102001	Capital (Treasury)					
Group	Item	Description	Actual 2018	Estimated 2019	Re-estimated 2019	Estimated 2020	Indicative 2021	Indicative 2022
31		Non-financial Assets						
3111		Buildings and Constructions						
	508	Works and Constructions						
	016	Construction of excavations and wells	39876	110000	110000	70000	50000	50000
		Total of Item	39876	110000	110000	70000	50000	50000
		Total of Project / Treasury	39876	110000	110000	70000	50000	50000
Project		707 Reclamation of the agricultural lands in Zarqa governorate						
Fund Source		102001	Capital (Treasury)					
Group	Item	Description	Actual 2018	Estimated 2019	Re-estimated 2019	Estimated 2020	Indicative 2021	Indicative 2022
22		Use of Goods and Services						
2211		Use of Goods and Services						
	510	Buildings and facilities repair and maintenance						
	009	Buildings repair and renovation	0	0	0	16000	0	0
	011	Irrigation networks maintenance	46609	0	0	0	0	0
		Total of Item	46609	0	0	16000	0	0
31		Non-financial Assets						
3111		Buildings and Constructions						
	508	Works and Constructions						
	003	Construction of agricultural roads	0	175600	175600	0	0	0
	016	Construction of excavations and wells	281436	193700	193700	170000	150000	150000
		Total of Item	281436	369300	369300	170000	150000	150000
3112		Devices, Machinery and Equipment						
	505	Equipment, Machines and Devices						
	007	Agricultural tools and equipment	0	0	0	13000	0	0
		Total of Item	0	0	0	13000	0	0
	506	Vehicles and Equipment						
	003	Pick-up vehicles	0	0	0	40000	0	0
	008	Tractors	0	0	0	40000	0	0
	011	Trucks	0	0	0	30000	0	0
		Total of Item	0	0	0	110000	0	0
3113		Other Fixed Assets						
	511	Equipping and furnishing						
	006	Furnishing and equipping the buildings and facilities	0	0	0	5000	0	0
		Total of Item	0	0	0	5000	0	0
3122		Inventories						
	503	Materials and supplies						
	003	Agricultural supplies	126589	0	0	6000	0	0
		Total of Item	126589	0	0	6000	0	0
		Total of Project / Treasury	454634	369300	369300	320000	150000	150000

Capital Expenditures According to Program and Projects for the Years 2018 - 2022

Chapter : 2201 Ministry of Agriculture

(In JDs)

Program 4020 Land Reclamation and Development								
Project		709 Water harvest project (collection of gardens water) / Karak governorate						
Fund Source		102001	Capital (Treasury)					
Group	Item	Description	Actual 2018	Estimated 2019	Re-estimated 2019	Estimated 2020	Indicative 2021	Indicative 2022
31		Non-financial Assets						
3111		Buildings and Constructions						
	508	Works and Constructions						
	004	Construction of dams	199920	0	0	0	0	0
	016	Construction of excavations and wells	0	250000	250000	0	0	0
		Total of Item	199920	250000	250000	0	0	0
		Total of Project / Treasury	199920	250000	250000	0	0	0
Project		710 Developmental projects for farmers in Ma'an governorate						
Fund Source		102001	Capital (Treasury)					
Group	Item	Description	Actual 2018	Estimated 2019	Re-estimated 2019	Estimated 2020	Indicative 2021	Indicative 2022
21		Compensations of Employees						
2111		Salaries, Wages and Allowances						
	502	Wages						
	001	Wages	0	40000	40000	0	4750	4750
		Total of Item	0	40000	40000	0	4750	4750
22		Use of Goods and Services						
2211		Use of Goods and Services						
	510	Buildings and facilities repair and maintenance						
	008	Buildings and facilities maintenance	0	11498	11498	0	0	0
		Total of Item	0	11498	11498	0	0	0
	512	Operating and Sustaining Expenditures						
	008	Qualifying and training expenses	0	3000	3000	0	1000	0
		Total of Item	0	3000	3000	0	1000	0
31		Non-financial Assets						
3111		Buildings and Constructions						
	508	Works and Constructions						
	011	Construction of greenhouses	37925	0	0	0	0	0
		Total of Item	37925	0	0	0	0	0
3112		Devices, Machinery and Equipment						
	505	Equipment, Machines and Devices						
	007	Agricultural tools and equipment	23050	27879	27879	0	35000	15000
	009	Laboratories and Measurement Devices	0	10000	10000	0	0	0
	062	Solar cells systems and equipment	0	13000	13000	0	0	0
		Total of Item	23050	50879	50879	0	35000	15000
	506	Vehicles and Equipment						
	007	Tank trucks	42750	0	0	0	0	0
	008	Tractors	79547	100000	100000	0	20000	0
		Total of Item	122297	100000	100000	0	20000	0
3122		Inventories						
	503	Materials and supplies						
	003	Agricultural supplies	47424	0	0	0	5250	5250
		Total of Item	47424	0	0	0	5250	5250
		Total of Project / Treasury	230696	205377	205377	0	66000	25000

Capital Expenditures According to Program and Projects for the Years 2018 - 2022

Chapter : 2201 Ministry of Agriculture

(In JDs)

Program 4020 Land Reclamation and Development								
Project		711 Supporting poor families in Ma'an Governorate						
Fund Source		102001	Capital (Treasury)					
Group	Item	Description	Actual 2018	Estimated 2019	Re-estimated 2019	Estimated 2020	Indicative 2021	Indicative 2022
31		Non-financial Assets						
3111		Buildings and Constructions						
	508	Works and Constructions						
	011	Construction of greenhouses	36331	0	0	0	0	0
		Total of Item	36331	0	0	0	0	0
3122		Inventories						
	503	Materials and supplies						
	003	Agricultural supplies	0	0	0	35000	35000	20000
		Total of Item	0	0	0	35000	35000	20000
		Total of Project / Treasury	36331	0	0	35000	35000	20000
Project		712 Protection of the valleys banks / Tafileh Governorate						
Fund Source		102001	Capital (Treasury)					
Group	Item	Description	Actual 2018	Estimated 2019	Re-estimated 2019	Estimated 2020	Indicative 2021	Indicative 2022
31		Non-financial Assets						
3111		Buildings and Constructions						
	508	Works and Constructions						
	004	Construction of dams	128045	43356	43356	0	0	0
	025	Protection fence construction	0	0	0	116000	350000	350000
		Total of Item	128045	43356	43356	116000	350000	350000
		Total of Project / Treasury	128045	43356	43356	116000	350000	350000
Project		713 Maintenance of channels and pipes and installation of irrigation pipes / Tafileh Governorate						
Fund Source		102001	Capital (Treasury)					
Group	Item	Description	Actual 2018	Estimated 2019	Re-estimated 2019	Estimated 2020	Indicative 2021	Indicative 2022
22		Use of Goods and Services						
2211		Use of Goods and Services						
	510	Buildings and facilities repair and maintenance						
	011	Irrigation networks maintenance	0	48000	48000	26000	0	0
		Total of Item	0	48000	48000	26000	0	0
31		Non-financial Assets						
3111		Buildings and Constructions						
	508	Works and Constructions						
	010	Construction of irrigation networks	87115	12885	12885	0	0	0
		Total of Item	87115	12885	12885	0	0	0
		Total of Project / Treasury	87115	60885	60885	26000	0	0

Capital Expenditures According to Program and Projects for the Years 2018 - 2022

Chapter : 2201 Ministry of Agriculture

(In JDs)

Program 4020 Land Reclamation and Development								
Project		716 Water harvest and improving income of poor families in the Capital governorate						
Fund Source		102001	Capital (Treasury)					
Group	Item	Description	Actual 2018	Estimated 2019	Re-estimated 2019	Estimated 2020	Indicative 2021	Indicative 2022
22		Use of Goods and Services						
2211		Use of Goods and Services						
	510	Buildings and facilities repair and maintenance						
	011	Irrigation networks maintenance	0	355566	355566	150000	150000	150000
		Total of Item	0	355566	355566	150000	150000	150000
	512	Operating and Sustaining Expenditures						
	008	Qualifying and training expenses	0	0	0	13500	7000	7000
		Total of Item	0	0	0	13500	7000	7000
31		Non-financial Assets						
3111		Buildings and Constructions						
	508	Works and Constructions						
	010	Construction of irrigation networks	188483	7434	7434	0	0	0
	016	Construction of excavations and wells	270710	251000	251000	30000	35000	35000
		Total of Item	459193	258434	258434	30000	35000	35000
3122		Inventories						
	503	Materials and supplies						
	003	Agricultural supplies	142880	126888	126888	126500	63000	63000
		Total of Item	142880	126888	126888	126500	63000	63000
		Total of Project / Treasury	602073	740888	740888	320000	255000	255000
Project		717 Improving poor rural families income in Northern Ghours / Irbid governorate						
Fund Source		102001	Capital (Treasury)					
Group	Item	Description	Actual 2018	Estimated 2019	Re-estimated 2019	Estimated 2020	Indicative 2021	Indicative 2022
31		Non-financial Assets						
3122		Inventories						
	503	Materials and supplies						
	003	Agricultural supplies	163818	127500	127500	10000	0	0
		Total of Item	163818	127500	127500	10000	0	0
		Total of Project / Treasury	163818	127500	127500	10000	0	0

Capital Expenditures According to Program and Projects for the Years 2018 - 2022

Chapter : 2201 Ministry of Agriculture

(In JDs)

Program 4020 Land Reclamation and Development								
Project		718 Agricultural projects in Balqa' governorate						
Fund Source		102001	Capital (Treasury)					
Group	Item	Description	Actual 2018	Estimated 2019	Re-estimated 2019	Estimated 2020	Indicative 2021	Indicative 2022
22		Use of Goods and Services						
2211		Use of Goods and Services						
	510	Buildings and facilities repair and maintenance						
	011	Irrigation networks maintenance	0	0	0	30000	0	0
		Total of Item	0	0	0	30000	0	0
	512	Operating and Sustaining Expenditures						
	032	Conferences, celebrations and workshops	0	0	0	7000	0	0
		Total of Item	0	0	0	7000	0	0
31		Non-financial Assets						
3111		Buildings and Constructions						
	508	Works and Constructions						
	010	Construction of irrigation networks	0	30000	30000	0	0	0
	015	Restoration, qualification and development of Sites	0	0	0	20000	0	0
		Total of Item	0	30000	30000	20000	0	0
3122		Inventories						
	503	Materials and supplies						
	002	Medical supplies and consumables	0	0	0	100000	40000	35000
	003	Agricultural supplies	0	85000	85000	183000	60000	65000
	021	Fodder, fertilizers and insecticides	0	0	0	20000	0	0
		Total of Item	0	85000	85000	303000	100000	100000
		Total of Project / Treasury	0	115000	115000	360000	100000	100000
Project		722 Agricultural projects in Ma'daba governorate						
Fund Source		102001	Capital (Treasury)					
Group	Item	Description	Actual 2018	Estimated 2019	Re-estimated 2019	Estimated 2020	Indicative 2021	Indicative 2022
22		Use of Goods and Services						
2211		Use of Goods and Services						
	512	Operating and Sustaining Expenditures						
	008	Qualifying and training expenses	0	0	0	160000	100000	100000
		Total of Item	0	0	0	160000	100000	100000
31		Non-financial Assets						
3122		Inventories						
	503	Materials and supplies						
	003	Agricultural supplies	0	25000	25000	38000	90000	90000
		Total of Item	0	25000	25000	38000	90000	90000
		Total of Project / Treasury	0	25000	25000	198000	190000	190000
Project		723 Anti-poverty project (Al-Hakourah) in Ma'daba governorate						
Fund Source		102001	Capital (Treasury)					
Group	Item	Description	Actual 2018	Estimated 2019	Re-estimated 2019	Estimated 2020	Indicative 2021	Indicative 2022
31		Non-financial Assets						
3122		Inventories						
	503	Materials and supplies						
	003	Agricultural supplies	0	110000	110000	0	0	0
		Total of Item	0	110000	110000	0	0	0
		Total of Project / Treasury	0	110000	110000	0	0	0

Capital Expenditures According to Program and Projects for the Years 2018 - 2022

Chapter : 2201 Ministry of Agriculture

(In JDs)

Program 4020 Land Reclamation and Development								
Project		725 Open agricultural roads in Ma'an governorate						
Fund Source		102001	Capital (Treasury)					
Group	Item	Description	Actual 2018	Estimated 2019	Re-estimated 2019	Estimated 2020	Indicative 2021	Indicative 2022
31		Non-financial Assets						
3111		Buildings and Constructions						
	508	Works and Constructions						
	003	Construction of agricultural roads	0	250000	200000	0	0	0
	016	Construction of excavations and wells	0	0	0	0	100000	100000
	025	Protection fence construction	0	0	0	10000	0	0
	031	Pavement of yards and streets	0	0	0	19000	0	0
		Total of Item	0	250000	200000	29000	100000	100000
		Total of Project / Treasury	0	250000	200000	29000	100000	100000
Project		726 Agricultural development projects in Tafila governorate						
Fund Source		102001	Capital (Treasury)					
Group	Item	Description	Actual 2018	Estimated 2019	Re-estimated 2019	Estimated 2020	Indicative 2021	Indicative 2022
21		Compensations of Employees						
2111		Salaries, Wages and Allowances						
	502	Wages						
	001	Wages	0	95000	95000	0	0	0
		Total of Item	0	95000	95000	0	0	0
31		Non-financial Assets						
3111		Buildings and Constructions						
	508	Works and Constructions						
	011	Construction of greenhouses	0	0	0	0	100000	150000
	013	Construction of buildings	0	0	0	50000	0	0
	015	Restoration, qualification and development of Sites	0	0	0	0	200000	250000
	016	Construction of excavations and wells	0	207000	207000	255000	250000	350000
		Total of Item	0	207000	207000	305000	550000	750000
3112		Devices, Machinery and Equipment						
	505	Equipment, Machines and Devices						
	007	Agricultural tools and equipment	0	10000	10000	0	0	0
		Total of Item	0	10000	10000	0	0	0
3122		Inventories						
	503	Materials and supplies						
	002	Medical supplies and consumables	0	0	0	50000	75000	100000
	003	Agricultural supplies	0	0	0	80000	165000	170000
		Total of Item	0	0	0	130000	240000	270000
		Total of Project / Treasury	0	312000	312000	435000	790000	1020000
Project		727 Support poor rural families in Ma'an governorate						
Fund Source		102001	Capital (Treasury)					
Group	Item	Description	Actual 2018	Estimated 2019	Re-estimated 2019	Estimated 2020	Indicative 2021	Indicative 2022
31		Non-financial Assets						
3111		Buildings and Constructions						
	508	Works and Constructions						
	011	Construction of greenhouses	0	0	0	50000	50000	0
		Total of Item	0	0	0	50000	50000	0
3122		Inventories						
	503	Materials and supplies						
	003	Agricultural supplies	0	69000	69000	0	20000	0
		Total of Item	0	69000	69000	0	20000	0
		Total of Project / Treasury	0	69000	69000	50000	70000	0

Capital Expenditures According to Program and Projects for the Years 2018 - 2022

Chapter : 2201 Ministry of Agriculture

(In JDs)

Program 4020 Land Reclamation and Development								
Project		728 Reclaiming lands, agricultural development, and water harvesting in Irbid governorate						
Fund Source		102001 Capital (Treasury)						
Group	Item	Description	Actual 2018	Estimated 2019	Re-estimated 2019	Estimated 2020	Indicative 2021	Indicative 2022
22		Use of Goods and Services						
2211		Use of Goods and Services						
	510	Buildings and facilities repair and maintenance						
	009	Buildings repair and renovation	0	0	0	10000	0	0
		Total of Item	0	0	0	10000	0	0
31		Non-financial Assets						
3111		Buildings and Constructions						
	508	Works and Constructions						
	016	Construction of excavations and wells	0	118208	118208	270000	450000	700000
		Total of Item	0	118208	118208	270000	450000	700000
		Total of Project / Treasury	0	118208	118208	280000	450000	700000
Project		730 Income-generating projects for poor families, sheep and goats / Mafrq Governorate						
Fund Source		102001 Capital (Treasury)						
Group	Item	Description	Actual 2018	Estimated 2019	Re-estimated 2019	Estimated 2020	Indicative 2021	Indicative 2022
31		Non-financial Assets						
3111		Buildings and Constructions						
	508	Works and Constructions						
	016	Construction of excavations and wells	0	0	0	0	50000	90000
		Total of Item	0	0	0	0	50000	90000
		Total of Project / Treasury	0	0	0	0	50000	90000
Project		731 Reclamation of agricultural land (water harvest, farming, conservation) / Western Badia District / Mafrq Governorate						
Fund Source		102001 Capital (Treasury)						
Group	Item	Description	Actual 2018	Estimated 2019	Re-estimated 2019	Estimated 2020	Indicative 2021	Indicative 2022
31		Non-financial Assets						
3111		Buildings and Constructions						
	508	Works and Constructions						
	016	Construction of excavations and wells	0	0	0	0	25000	25000
		Total of Item	0	0	0	0	25000	25000
		Total of Project / Treasury	0	0	0	0	25000	25000
Project		732 Reclamation of agricultural land (water harvest, farming, conservation) / Kasbah District / Mafrq Governorate						
Fund Source		102001 Capital (Treasury)						
Group	Item	Description	Actual 2018	Estimated 2019	Re-estimated 2019	Estimated 2020	Indicative 2021	Indicative 2022
31		Non-financial Assets						
3111		Buildings and Constructions						
	508	Works and Constructions						
	016	Construction of excavations and wells	0	0	0	0	25000	25000
		Total of Item	0	0	0	0	25000	25000
		Total of Project / Treasury	0	0	0	0	25000	25000

Capital Expenditures According to Program and Projects for the Years 2018 - 2022

Chapter : 2201 Ministry of Agriculture

(In JDs)

Program 4020 Land Reclamation and Development								
Project		733 Maintenance and sustainability of artesian wells and pits for livestock watering / Ruwaished / Mafraq Governorate						
Fund Source		102001	Capital (Treasury)					
Group	item	Description	Actual 2018	Estimated 2019	Re-estimated 2019	Estimated 2020	Indicative 2021	Indicative 2022
22		Use of Goods and Services						
2211		Use of Goods and Services						
	510	Buildings and facilities repair and maintenance						
	010	Wells maintenance	0	0	0	0	60000	60000
		Total of Item	0	0	0	0	60000	60000
		Total of Project / Treasury	0	0	0	0	60000	60000
Project		735 Improving the income of farmers and rural households in the Capital Governorate						
Fund Source		102001	Capital (Treasury)					
Group	item	Description	Actual 2018	Estimated 2019	Re-estimated 2019	Estimated 2020	Indicative 2021	Indicative 2022
22		Use of Goods and Services						
2211		Use of Goods and Services						
	512	Operating and Sustaining Expenditures						
	008	Qualifying and training expenses	0	0	0	0	5000	5000
		Total of Item	0	0	0	0	5000	5000
31		Non-financial Assets						
3122		Inventories						
	503	Materials and supplies						
	003	Agricultural supplies	0	0	0	0	55000	55000
		Total of Item	0	0	0	0	55000	55000
		Total of Project / Treasury	0	0	0	0	60000	60000
Project		736 Protection of valleys banks in Karak Governorate						
Fund Source		102001	Capital (Treasury)					
Group	item	Description	Actual 2018	Estimated 2019	Re-estimated 2019	Estimated 2020	Indicative 2021	Indicative 2022
31		Non-financial Assets						
3111		Buildings and Constructions						
	508	Works and Constructions						
	025	Protection fence construction	0	0	0	0	82000	115000
		Total of Item	0	0	0	0	82000	115000
		Total of Project / Treasury	0	0	0	0	82000	115000
Project		737 Water harvest (earthen dams) / Tafila Governorate						
Fund Source		102001	Capital (Treasury)					
Group	item	Description	Actual 2018	Estimated 2019	Re-estimated 2019	Estimated 2020	Indicative 2021	Indicative 2022
31		Non-financial Assets						
3111		Buildings and Constructions						
	508	Works and Constructions						
	004	Construction of dams	0	0	0	0	200000	300000
		Total of Item	0	0	0	0	200000	300000
		Total of Project / Treasury	0	0	0	0	200000	300000
Total of Program			3435947	4862214	3891709	3910000	4332000	4827000

Capital Expenditures According to Program and Projects for the Years 2018 - 2022

Chapter : 2201 Ministry of Agriculture

(In JDs)

Program 4025 The National Center for Agricultural Research and Extension								
Project		001 The National Center for Agricultural Research and Extension Program Administration Project						
Fund Source		102001 Capital (Treasury)						
Group	Item	Description	Actual 2018	Estimated 2019	Re-estimated 2019	Estimated 2020	Indicative 2021	Indicative 2022
21		Compensations of Employees						
2111		Salaries, Wages and Allowances						
	501	Salaries						
	001	Salaries	221802	0	0	0	0	0
		Total of Item	221802	0	0	0	0	0
	502	Wages						
	001	Wages	284833	0	0	0	0	0
		Total of Item	284833	0	0	0	0	0
22		Use of Goods and Services						
2211		Use of Goods and Services						
	510	Buildings and facilities repair and maintenance						
	008	Buildings and facilities maintenance	20000	0	0	0	0	0
		Total of Item	20000	0	0	0	0	0
	512	Operating and Sustaining Expenditures						
	008	Qualifying and training expenses	37954	0	0	0	0	0
	009	Fees	6967	0	0	0	0	0
	011	Capacity building expenses	19976	0	0	0	0	0
	012	Subscriptions, insurances	11000	0	0	0	0	0
	013	Services contracts	34944	0	0	0	0	0
	035	Technical and administrative support	364998	0	0	0	0	0
	036	Computerization and automation operations expenses	6000	0	0	0	0	0
		Total of Item	481839	0	0	0	0	0
31		Non-financial Assets						
3112		Devices, Machinery and Equipment						
	505	Equipment, Machines and Devices						
	001	Computers and accessories	5000	0	0	0	0	0
	003	Office supplies and equipment	4996	0	0	0	0	0
	007	Agricultural tools and equipment	3985	0	0	0	0	0
	023	Electrical devices and equipment	5000	0	0	0	0	0
		Total of Item	18981	0	0	0	0	0
3122		Inventories						
	503	Materials and supplies						
	003	Agricultural supplies	19864	0	0	0	0	0
	019	Spare parts supplies	4880	0	0	0	0	0
	021	Fodder, fertilizers and insecticides	10000	0	0	0	0	0
		Total of Item	34744	0	0	0	0	0
		Total of Project / Treasury	1062199	0	0	0	0	0

Capital Expenditures According to Program and Projects for the Years 2018 - 2022

Chapter : 2201 Ministry of Agriculture

(In JDs)

Program 4025 The National Center for Agricultural Research and Extension								
Project		003 Agricultural Research						
Fund Source		102001	Capital (Treasury)					
Group	Item	Description	Actual 2018	Estimated 2019	Re-estimated 2019	Estimated 2020	Indicative 2021	Indicative 2022
21		Compensations of Employees						
2111		Salaries, Wages and Allowances						
	501	Salaries						
	001	Salaries	0	222000	222000	327000	307000	307000
		Total of Item	0	222000	222000	327000	307000	307000
	502	Wages						
	001	Wages	0	300000	300000	320000	300000	300000
		Total of Item	0	300000	300000	320000	300000	300000
22		Use of Goods and Services						
2211		Use of Goods and Services						
	510	Buildings and facilities repair and maintenance						
	008	Buildings and facilities maintenance	0	15000	15000	20000	20000	20000
		Total of Item	0	15000	15000	20000	20000	20000
	512	Operating and Sustaining Expenditures						
	008	Qualifying and training expenses	0	30000	30000	10000	10000	10000
	009	Fees	0	10000	10000	15000	15000	15000
	011	Capacity building expenses	0	20000	20000	15000	15000	15000
	012	Subscriptions, insurances	0	11000	11000	20000	20000	20000
	013	Services contracts	0	40000	40000	40000	40000	40000
	035	Technical and administrative support	0	380000	290002	400000	400000	400000
	036	Computerization and automation operations expenses	0	4000	4000	6000	5000	5000
	118	Repayment of due claims	0	45000	45000	45000	45000	45000
		Total of Item	0	540000	450002	551000	550000	550000
28		Other Expenditures						
2822		Other Capital Expenditures						
	504	Studies, Research and Consultations						
	004	Agricultural studies	99999	60000	60000	60000	60000	60000
		Total of Item	99999	60000	60000	60000	60000	60000
31		Non-financial Assets						
3112		Devices, Machinery and Equipment						
	505	Equipment, Machines and Devices						
	001	Computers and accessories	0	5000	5000	5000	5000	5000
	003	Office supplies and equipment	0	5000	5000	10000	10000	10000
	007	Agricultural tools and equipment	0	3000	3000	10000	10000	10000
	023	Electrical devices and equipment	0	5000	5000	5000	5000	5000
	043	Electric elevator	0	0	0	15000	0	0
		Total of Item	0	18000	18000	45000	30000	30000
3122		Inventories						
	503	Materials and supplies						
	003	Agricultural supplies	0	20000	20000	25000	25000	25000
	019	Spare parts supplies	0	5000	5000	7000	7000	7000
	021	Fodder, fertilizers and insecticides	0	10000	10000	15000	15000	15000
		Total of Item	0	35000	35000	47000	47000	47000
		Total of Project / Treasury	99999	1190000	1100002	1370000	1314000	1314000

Capital Expenditures According to Program and Projects for the Years 2018 - 2022

Chapter : 2201 Ministry of Agriculture

(In JDs)

Program 4025 The National Center for Agricultural Research and Extension								
Project		005 Training Center for Women in Jordan Badia for Food Manufacturing						
Fund Source		102001	Capital (Treasury)					
Group	Item	Description	Actual 2018	Estimated 2019	Re-estimated 2019	Estimated 2020	Indicative 2021	Indicative 2022
22		Use of Goods and Services						
2211		Use of Goods and Services						
	512	Operating and Sustaining Expenditures						
	008	Qualifying and training expenses	4999	0	0	0	0	0
	035	Technical and administrative support	4987	0	0	0	0	0
		Total of Item	9986	0	0	0	0	0
		Total of Project / Treasury	9986	0	0	0	0	0
Project		006 Preparing and equipping training laboratories						
Fund Source		102001	Capital (Treasury)					
Group	Item	Description	Actual 2018	Estimated 2019	Re-estimated 2019	Estimated 2020	Indicative 2021	Indicative 2022
22		Use of Goods and Services						
2211		Use of Goods and Services						
	512	Operating and Sustaining Expenditures						
	008	Qualifying and training expenses	1977	0	0	0	0	0
	035	Technical and administrative support	4961	0	0	0	0	0
		Total of Item	6938	0	0	0	0	0
31		Non-financial Assets						
3112		Devices, Machinery and Equipment						
	505	Equipment, Machines and Devices						
	007	Agricultural tools and equipment	27860	0	0	0	0	0
		Total of Item	27860	0	0	0	0	0
		Total of Project / Treasury	34798	0	0	0	0	0
Project		007 Goat Breeding						
Fund Source		102001	Capital (Treasury)					
Group	Item	Description	Actual 2018	Estimated 2019	Re-estimated 2019	Estimated 2020	Indicative 2021	Indicative 2022
22		Use of Goods and Services						
2211		Use of Goods and Services						
	512	Operating and Sustaining Expenditures						
	008	Qualifying and training expenses	3000	0	0	0	0	0
	035	Technical and administrative support	5000	0	0	0	0	0
		Total of Item	8000	0	0	0	0	0
31		Non-financial Assets						
3112		Devices, Machinery and Equipment						
	505	Equipment, Machines and Devices						
	007	Agricultural tools and equipment	2000	0	0	0	0	0
		Total of Item	2000	0	0	0	0	0
3122		Inventories						
	503	Materials and supplies						
	021	Fodder, fertilizers and insecticides	9999	0	0	0	0	0
		Total of Item	9999	0	0	0	0	0
		Total of Project / Treasury	19999	0	0	0	0	0

Capital Expenditures According to Program and Projects for the Years 2018 - 2022

Chapter : 2201 Ministry of Agriculture

(In JDs)

Program 4025 The National Center for Agricultural Research and Extension								
Project		015 Agricultural advisor						
Fund Source		102001	Capital (Treasury)					
Group	Item	Description	Actual 2018	Estimated 2019	Re-estimated 2019	Estimated 2020	Indicative 2021	Indicative 2022
22		Use of Goods and Services						
2211		Use of Goods and Services						
	512	Operating and Sustaining Expenditures						
	008	Qualifying and training expenses	0	20000	20000	0	0	0
	035	Technical and administrative support	50000	50000	50000	0	0	0
		Total of Item	50000	70000	70000	0	0	0
28		Other Expenditures						
2822		Other Capital Expenditures						
	504	Studies, Research and Consultations						
	004	Agricultural studies	0	30000	30000	0	0	0
		Total of Item	0	30000	30000	0	0	0
		Total of Project / Treasury	50000	100000	100000	0	0	0
Project		018 Establishing a building for the regional center in Deir Alla						
Fund Source		102001	Capital (Treasury)					
Group	Item	Description	Actual 2018	Estimated 2019	Re-estimated 2019	Estimated 2020	Indicative 2021	Indicative 2022
22		Use of Goods and Services						
2211		Use of Goods and Services						
	510	Buildings and facilities repair and maintenance						
	008	Buildings and facilities maintenance	0	0	0	100000	0	0
		Total of Item	0	0	0	100000	0	0
31		Non-financial Assets						
3111		Buildings and Constructions						
	508	Works and Constructions						
	013	Construction of buildings	100000	0	0	0	0	0
		Total of Item	100000	0	0	0	0	0
3113		Other Fixed Assets						
	511	Equipping and furnishing						
	006	Furnishing and equipping the buildings and facilities	93884	200000	200000	0	0	0
		Total of Item	93884	200000	200000	0	0	0
		Total of Project / Treasury	193884	200000	200000	100000	0	0

Capital Expenditures According to Program and Projects for the Years 2018 - 2022

Chapter : 2201 Ministry of Agriculture

(In JDs)

Program 4025 The National Center for Agricultural Research and Extension								
Project		022 Increasing planting of irrigated wheat and barley seeds						
Fund Source		102001	Capital (Treasury)					
Group	Item	Description	Actual 2018	Estimated 2019	Re-estimated 2019	Estimated 2020	Indicative 2021	Indicative 2022
21		Compensations of Employees						
2111		Salaries, Wages and Allowances						
	502	Wages						
	001	Wages	10000	15000	15000	15000	15000	15000
		Total of Item	10000	15000	15000	15000	15000	15000
22		Use of Goods and Services						
2211		Use of Goods and Services						
	512	Operating and Sustaining Expenditures						
	006	Devices, tools and equipment maintenance	9854	15000	15000	15000	15000	15000
	008	Qualifying and training expenses	14975	15000	15000	5000	5000	5000
	035	Technical and administrative support	30000	45000	45000	45000	45000	45000
		Total of Item	54829	75000	75000	65000	65000	65000
28		Other Expenditures						
2822		Other Capital Expenditures						
	504	Studies, Research and Consultations						
	004	Agricultural studies	14863	15000	15000	15000	15000	15000
		Total of Item	14863	15000	15000	15000	15000	15000
31		Non-financial Assets						
3112		Devices, Machinery and Equipment						
	505	Equipment, Machines and Devices						
	007	Agricultural tools and equipment	100000	135000	135000	185000	195000	195000
		Total of Item	100000	135000	135000	185000	195000	195000
3122		Inventories						
	503	Materials and supplies						
	003	Agricultural supplies	9977	15000	15000	15000	15000	15000
	021	Fodder, fertilizers and insecticides	19999	45000	45000	45000	45000	45000
		Total of Item	29976	60000	60000	60000	60000	60000
		Total of Project / Treasury	209668	300000	300000	340000	350000	350000

Capital Expenditures According to Program and Projects for the Years 2018 - 2022

Chapter : 2201 Ministry of Agriculture

(In JDs)

Program 4025 The National Center for Agricultural Research and Extension								
Project		701 Improving camel management for milk production / Mafraq Governorate						
Fund Source		102001	Capital (Treasury)					
Group	Item	Description	Actual 2018	Estimated 2019	Re-estimated 2019	Estimated 2020	Indicative 2021	Indicative 2022
21		Compensations of Employees						
2111		Salaries, Wages and Allowances						
	502	Wages						
	001	Wages	0	5000	5000	2000	0	0
		Total of Item	0	5000	5000	2000	0	0
22		Use of Goods and Services						
2211		Use of Goods and Services						
	512	Operating and Sustaining Expenditures						
	008	Qualifying and training expenses	0	5000	5000	0	0	0
		Total of Item	0	5000	5000	0	0	0
31		Non-financial Assets						
3111		Buildings and Constructions						
	508	Works and Constructions						
	013	Construction of buildings	0	0	0	5000	0	0
		Total of Item	0	0	0	5000	0	0
3122		Inventories						
	503	Materials and supplies						
	003	Agricultural supplies	19650	5000	5000	20000	0	0
	006	Laboratories supplies and materials	0	10000	10000	0	0	0
	021	Fodder, fertilizers and insecticides	0	5000	5000	3000	0	0
		Total of Item	19650	20000	20000	23000	0	0
		Total of Project / Treasury	19650	30000	30000	30000	0	0
Project		702 Cultivating the fodder by using non-traditional water / Mafraq governorate						
Fund Source		102001	Capital (Treasury)					
Group	Item	Description	Actual 2018	Estimated 2019	Re-estimated 2019	Estimated 2020	Indicative 2021	Indicative 2022
21		Compensations of Employees						
2111		Salaries, Wages and Allowances						
	502	Wages						
	001	Wages	0	5000	5000	0	0	0
		Total of Item	0	5000	5000	0	0	0
22		Use of Goods and Services						
2211		Use of Goods and Services						
	512	Operating and Sustaining Expenditures						
	008	Qualifying and training expenses	0	5000	5000	5000	0	0
		Total of Item	0	5000	5000	5000	0	0
31		Non-financial Assets						
3112		Devices, Machinery and Equipment						
	505	Equipment, Machines and Devices						
	007	Agricultural tools and equipment	0	5000	5000	25000	0	0
		Total of Item	0	5000	5000	25000	0	0
3122		Inventories						
	503	Materials and supplies						
	003	Agricultural supplies	0	10000	10000	0	0	0
	021	Fodder, fertilizers and insecticides	78769	5000	5000	0	0	0
		Total of Item	78769	15000	15000	0	0	0
		Total of Project / Treasury	78769	30000	30000	30000	0	0

Capital Expenditures According to Program and Projects for the Years 2018 - 2022

Chapter : 2201 Ministry of Agriculture

(In JDs)

Program 4025 The National Center for Agricultural Research and Extension								
Project		703 Al-Khnassri station project in Al-Mafraq governorate						
Fund Source		102001	Capital (Treasury)					
Group	Item	Description	Actual 2018	Estimated 2019	Re-estimated 2019	Estimated 2020	Indicative 2021	Indicative 2022
31		Non-financial Assets						
3111		Buildings and Constructions						
	508	Works and Constructions						
	015	Restoration, qualification and development of Sites	0	0	0	0	50000	0
	016	Construction of excavations and wells	0	0	0	0	110000	0
		Total of Item	0	0	0	0	160000	0
		Total of Project / Treasury	0	0	0	0	160000	0
Project		704 Solar energy projects in Mafraq governorate						
Fund Source		102001	Capital (Treasury)					
Group	Item	Description	Actual 2018	Estimated 2019	Re-estimated 2019	Estimated 2020	Indicative 2021	Indicative 2022
28		Other Expenditures						
2822		Other Capital Expenditures						
	504	Studies, Research and Consultations						
	004	Agricultural studies	0	20000	20000	0	0	0
		Total of Item	0	20000	20000	0	0	0
31		Non-financial Assets						
3112		Devices, Machinery and Equipment						
	505	Equipment, Machines and Devices						
	062	Solar cells systems and equipment	0	100000	100000	0	0	0
		Total of Item	0	100000	100000	0	0	0
		Total of Project / Treasury	0	120000	120000	0	0	0

Capital Expenditures According to Program and Projects for the Years 2018 - 2022

Chapter : 2201 Ministry of Agriculture

(In JDs)

Program 4025 The National Center for Agricultural Research and Extension								
Project		705 Agricultural researches projects in Aqaba governorate						
Fund Source		102001	Capital (Treasury)					
Group	Item	Description	Actual 2018	Estimated 2019	Re-estimated 2019	Estimated 2020	Indicative 2021	Indicative 2022
21		Compensations of Employees						
2111		Salaries, Wages and Allowances						
	502	Wages						
	001	Wages	0	10000	10000	0	0	0
		Total of Item	0	10000	10000	0	0	0
22		Use of Goods and Services						
2211		Use of Goods and Services						
	510	Buildings and facilities repair and maintenance						
	008	Buildings and facilities maintenance	0	15000	15000	0	0	0
		Total of Item	0	15000	15000	0	0	0
	512	Operating and Sustaining Expenditures						
	008	Qualifying and training expenses	0	10000	10000	0	0	0
		Total of Item	0	10000	10000	0	0	0
31		Non-financial Assets						
3111		Buildings and Constructions						
	508	Works and Constructions						
	013	Construction of buildings	0	0	0	100000	0	0
		Total of Item	0	0	0	100000	0	0
3112		Devices, Machinery and Equipment						
	505	Equipment, Machines and Devices						
	009	Laboratories and Measurement Devices	0	85000	85000	0	0	0
		Total of Item	0	85000	85000	0	0	0
	506	Vehicles and Equipment						
	008	Tractors	0	20000	20000	0	0	0
		Total of Item	0	20000	20000	0	0	0
3122		Inventories						
	503	Materials and supplies						
	003	Agricultural supplies	0	5000	5000	0	0	0
	006	Laboratories supplies and materials	0	10000	10000	0	0	0
	021	Fodder, fertilizers and insecticides	0	15000	15000	0	0	0
		Total of Item	0	30000	30000	0	0	0
		Total of Project / Treasury	0	170000	170000	100000	0	0
Project		706 Improvement of sheep and goat productivity / Mafraq Agricultural Research Center / Mafraq Governorate						
Fund Source		102001	Capital (Treasury)					
Group	Item	Description	Actual 2018	Estimated 2019	Re-estimated 2019	Estimated 2020	Indicative 2021	Indicative 2022
22		Use of Goods and Services						
2211		Use of Goods and Services						
	512	Operating and Sustaining Expenditures						
	008	Qualifying and training expenses	0	0	0	0	7000	7000
		Total of Item	0	0	0	0	7000	7000
31		Non-financial Assets						
3122		Inventories						
	503	Materials and supplies						
	003	Agricultural supplies	0	0	0	0	13000	13000
		Total of Item	0	0	0	0	13000	13000
		Total of Project / Treasury	0	0	0	0	20000	20000
		Total of Program	1778952	2140000	2050002	1970000	1844000	1684000
		Total of Chapter / Treasury	20462348	21630000	18536000	18811000	20570000	20172000
		Total of Chapter / Loans	39552	1000000	500000	700000	700000	700000
		Total of Chapter	20501900	22630000	19036000	19511000	21270000	20872000