

Chapter : 2501 Ministry of Education

Creation:	The first Ministry of Education bylaw was issued in 1939. The Ministry is responsible for the educational system pursuant to the provisions of Education Law No. (3) for the year 1994, and amendments thereto, which includes complete details related to the philosophy of education, its goals and the educational policy principles as well as the Ministry's work, tasks, staff, educational stages, the tasks of the Education Council, the principles of curricula and textbooks, general examinations and private and foreign educational institutions.
Vision :	A pioneering, belonging educational, community committed to values, its approach to science and excellence, and to the globalization.
Mission:	Providing equal opportunities to high-quality education that would enable the learner to have critical scientific and creative thinking, to work as a team, to have life-long learning and to acquire skills and values; so that they could become active citizens belonging to their country and contributing to the welfare of the world and humanity.
Legal Framework :	Education Law No. (3) and amendments thereto for the year 1994

Tasks of the Ministry / Department:

- Establish and manage government educational institutions of all types and levels and provide qualified human resources and necessary educational materials thereto.
- Provide the government educational institutions with buildings suitable for education and distribute them in line with the educational policy.
- Supervise all private educational institutions to ensure their adherence to the provisions of education law.
- Establish centers for adult education and unofficial studies.
- Encourage the activities of students in educational institutions and regulate the affairs of these activities in all sports, scouting, arts, cultural, social, and productive fields to achieve educational objectives in the various educational stages.
- Enhance educational links between the Kingdom and other countries in the world.
- Provide necessary means and capacities to secure good life and stability for all employees in the Ministry.
- Provide appropriate protective health and guidance care in the government educational institutions and supervise their availability at the appropriate level in the private educational institutions.
- Enhance relationship between the educational institution and its local community by establishing local boards for schools and boards for parents and teachers and activate the activities related to community service and voluntary work and other works which contribute to developing and improving the community.

Ministry/Department Contribution to the Achievement of the National Objectives:

- Expand the opportunities to obtain primary and secondary education and improve the efficiency of education system.
- Expand the establishment of kindergartens and focus on the poor and remote areas.
- Increase the participation of private sector in vocational education and develop programs and curricula to meet the requirements of labor market.
- Improve the quality of primary and secondary education.

Major Issues and Challenges which face the Ministry / Department:

- Decreased enrollment rate in pre-school stage in rural and poor areas (less growth and more in need)
- Planning built on realistic requirements for schools expansion and school buildings maintenance.
- Develop effective procedures to reduce dropouts and other procedures to deal with persons with special needs and adult education.
- Improve the quality of education.
- Increased enrollment rate in vocational education and provide training opportunities for students.

Strategic Objectives and Performance Indicators of the Ministry / Department

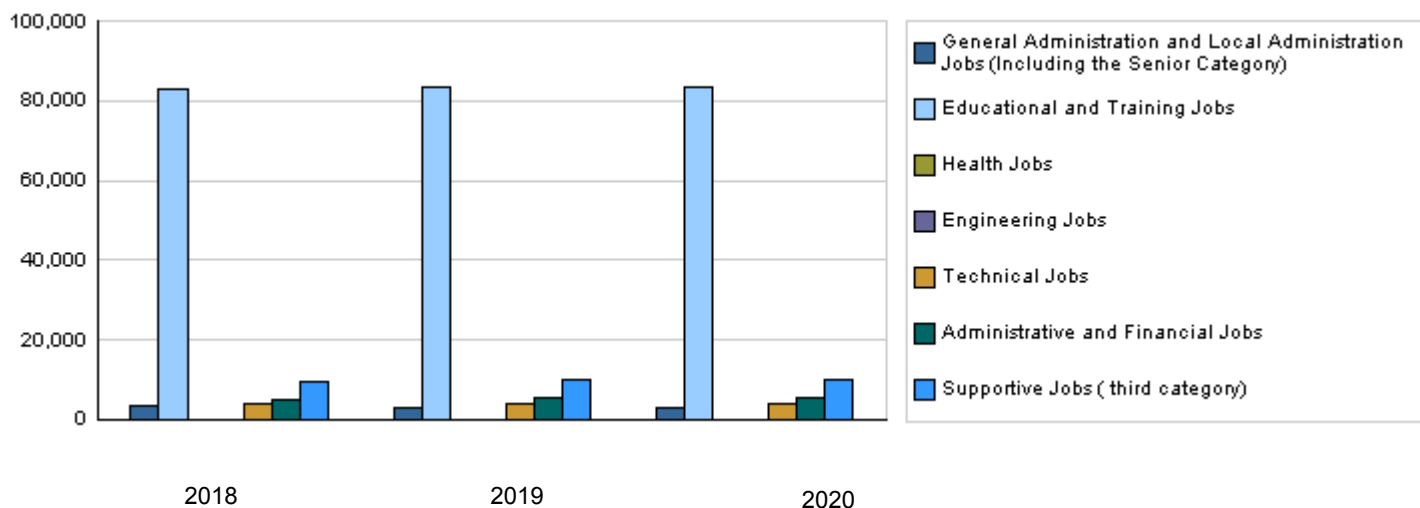
Strategic Objective	Performance Indicator	Base year	Value	Actual Value	Target Value	Preliminary Self Evaluation	Target Value		
				2018	2019	2019	2020	2021	2022
1 - To offer qualified human resources to the education system and to develop and sustain it.	1 Percentage of qualified new teachers in the public sector	2017	%13	%20	%40	%40	%50	%60	%70
	2 Percentage of leaders (both public and private sector) licensed under the new bylaw	2018	%0	%0	%0	%0	%2	%6	%10
	3 Percentage of teachers with license to practic the profession	2018	%0	%0	%0	%0	%7	%15	%35
2 - To increase children's access to quality education in early childhood, and increase their willingness to learn for life.	1 Average of total enrollment in kindergartens	2017	%35.1	%39	%37	%42	%45	%48	%52
	2 Gross enrolment rate in KG2	2017	%59.9	%62.4	%64	%65.2	%70.4	%75.6	%80
3 - To ensure access and equality for students of both genders	1 Percentage of leased public schools	2017	%22	%21	%20	%20	%19	%18	%17
	2 Percentage of double-shift public schools	2017	%19	%18	%16	%16	%14	%12	%10
	3 Gross enrolment rate in primary education	2017	%97.3	%98	%98.5	%98.5	%99	%99.5	%100
	4 Gross enrolment rate in secondary education	2017	%74.5	%77	%80	%80	%83	%86	%89
	5 The Gender Parity Index in education	2017	%1.02	%1.02	%1.02	%1.02	%1.02	%1.02	%1.01
4 - To promote an education system that creates innovation and excellence for effective educational policies that contribute to achieving the priority goals of the education sector in Jordan.	1 Number of talents classes in schools	2017	78	98	108	98	108	112	118
	2 Number of students with disabilities enrolled in schools	2017	2370	2390	2615	2615	2745	2880	3000
5 - To absorb all of age groups in education for all residents of the Hashemite Kingdom of Jordan.	1 Percentage of illiteracy	2017	%5.2	%5.1	%5	%5	%4.9	%4.8	%4.6
6 - To improve the quality of education to contribute to preparing the good, productive and belonging citizen.	1 Number of schools applying the quality system	2017	15	15	57	57	99	141	141
	2 Percentage of schools evaluated as schools with acceptable or better performance in accordance with the standards of the Education Quality and Accountability Unit.	2017	%5	%15	%20	%20	%25	%30	%35
	3 Percentage of violence in all its forms	2017	%24.9	%21	%17	%17	%14	%11	%8
	4 Number of cases of bullying	2017	126	106	86	86	66	46	26
	5 Number of disciplinary Committees	2017	1007	850	700	700	550	400	250
7 - To increase access to vocational education and improving its quality	1 Percentage of students who passed the Tawjihi exam (General Secondary Education Certificate Examination) at the Vocational Education Branch	2017	%9.1	%10	%10.5	%10.5	%11	%11.5	%12

Strategic Objectives and Performance Indicators of the Ministry / Department

Strategic Objective	Performance Indicator	Base year	Value	Actual Value	Target Value	Preliminary Self Evaluation	Target Value		
				2018	2019	2019	2020	2021	2022
7 - To increase access to vocational education and improving its quality	2 Secondary school enrollment in vocational education as a proportion of overall secondary school enrollment.	2017	%11	%12	%19	%14	%16	%18	%20

Number of Staff of the Ministry / Department

Group	Job	2018			2019			Preliminary 2020		
		Male	Female	Total	Male	Female	Total	Male	Female	Total
General Administration and Local Administration Jobs (Including the Senior Category)	Supervisory and leadership jobs	1608	1688	3296	1588	1660	3248	1588	1660	3248
Educational and Training Jobs	Consultant/ Cultural Attache	0	0	0	0	0	0	0	0	0
	Social Worker/Trainer/Supervisor/Coordinator	1286	1468	2754	1234	1288	2522	1234	1288	2522
	Teacher	30637	49555	80192	31486	49428	80914	31486	49428	80914
Health Jobs	Nurse	10	23	33	10	23	33	10	23	33
Engineering Jobs	Engineering jobs	129	95	224	129	95	224	129	95	224
Technical Jobs	Technical jobs	1895	2229	4124	1983	2110	4093	1983	2110	4093
Administrative and Financial Jobs	Administrative and financial jobs	2627	2645	5272	2634	2648	5282	2634	2648	5282
Supportive Jobs (third category)	Support jobs	5781	3884	9665	5950	4037	9987	5950	4037	9987
Total		43973	61587	105560	45014	61289	106303	45014	61289	106303
Total Cost of Salaries		325578817	455993964	781572781	336876031	458674969	795551000	367745109	500704891	868450000



Key Information of the Ministry / Department

No.	Description	base year	Value	Primary 2019	Estimated 2020												
					Irbid	Mafraq	Jarsh	Ajloun	Amman	Balqa'	Zaraq'	Madaba	Karak	Ma'an	Tafila	Aqaba	Total
1	Number of schools	2009	3371	3864	721	537	183	134	843	255	385	133	308	193	122	81	3895
2	Number of kindergarten classrooms	2009	831	1825	311	311	98	93	309	175	196	97	178	151	84	97	2100
3	Number of primary education classrooms	2009	34101	43311	8417	5253	1709	1322	11777	2791	5674	1365	2739	1627	967	969	44610
4	Number of academic and vocational secondary education classrooms	2009	5903	7174	1538	670	334	317	2127	523	952	266	452	255	198	190	7822
5	Number of literacy centers	2009	473	179	33	20	0	10	25	27	23	9	14	13	3	2	179
6	Number of kindergarten students	2009	16321	37202	9400	9300	5100	5400	10900	7100	7900	5100	6500	3000	4900	5500	80100
7	Number of primary education students	2009	945886	1201813	236000	115500	42000	33500	369000	77905	189000	35500	63250	34500	26500	31500	1254155
8	Number of secondary education students	2009	144393	161994	33981	10631	5873	4869	53853	10023	24188	4585	7029	2729	2726	2707	163194
9	Number of vocational education students	2009	22848	22683	5743	804	986	684	7063	1848	2808	714	803	576	378	804	23211
10	Number of those enrolled in literacy centers	2009	6128	2161	523	238	0	110	337	372	249	91	216	143	28	25	2332

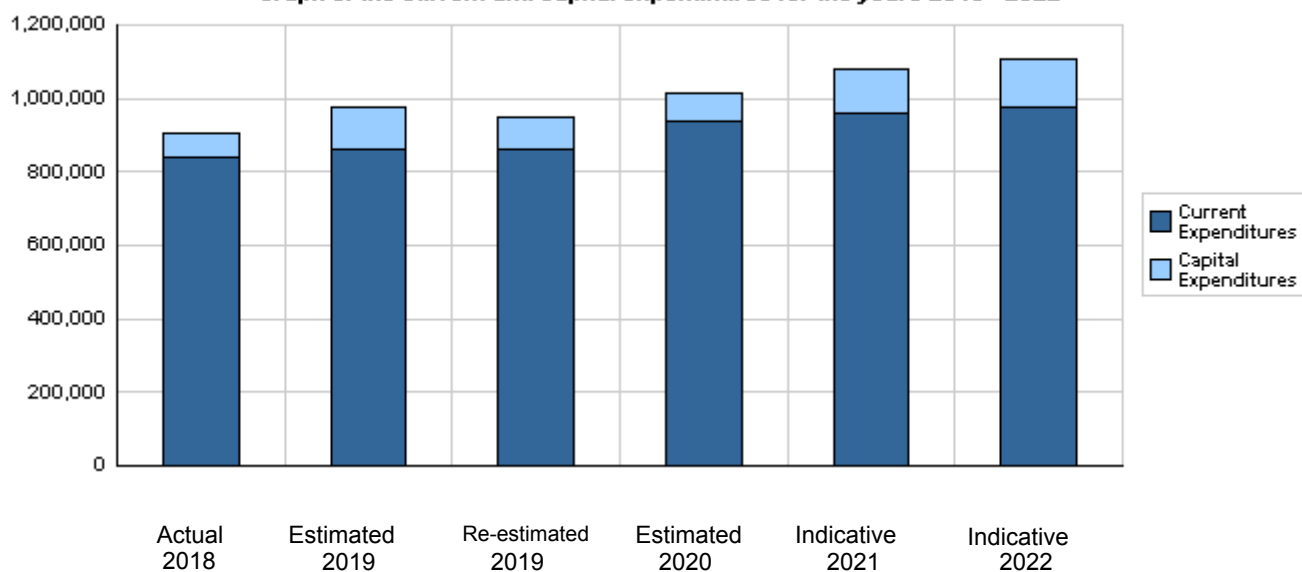
Overall Summary of Expenditures for Chapter 2501- Ministry of Education
for the Years 2018 - 2022

(In JDs)

Description		Actual 2018	Estimated 2019	Re-estimated 2019	Estimated 2020	Indicative 2021 2022	
Group	Current Expenditures						
2111	Salaries, Wages and Allowances	713,052,124	724,964,000	723,051,000	787,059,000	802,478,000	814,349,000
2121	Social Security Contributions	68,520,657	72,500,000	72,500,000	81,391,000	82,612,000	83,851,000
2211	Use of Goods and Services	43,351,831	50,000,000	50,000,000	51,740,000	56,500,000	59,250,000
2511	Subsidies to Public Corporations	80,000	80,000	80,000	80,000	80,000	80,000
2631	Support to General Government Units	731,964	0	0	0	0	0
2821	Other Current Expenditures	16,250,566	16,000,000	16,000,000	16,000,000	18,000,000	19,000,000
Total current expenditures		841,987,142	863,544,000	861,631,000	936,270,000	959,670,000	976,530,000
Capital Expenditures							
2211	Use of Goods and Services	28,704,223	32,785,414	28,698,000	25,821,998	21,490,000	21,463,000
2822	Other Capital Expenditures	149,625	150,000	150,000	150,000	480,000	590,000
3111	Buildings and Constructions	31,918,303	74,242,367	55,224,000	47,378,776	94,363,000	101,350,000
3112	Devices, Machinery and Equipment	1,582,612	2,011,000	1,802,000	1,367,000	1,467,000	1,467,000
3113	Other Fixed Assets	2,086,905	1,635,000	1,495,000	2,060,000	2,100,000	2,100,000
3122	Inventories	25,000	125,000	25,000	30,000	30,000	30,000
3141	Lands	399,915	2,462,401	1,857,000	1,057,226	2,180,000	1,920,000
Total capital expenditures		64,866,583	113,411,182	89,251,000	77,865,000	122,110,000	128,920,000
Treasury		64,866,583	113,111,182	88,951,000	68,965,000	102,224,000	112,920,000
Loans		0	300,000	300,000	8,900,000	19,886,000	16,000,000
Total current and capital expenditures		906,853,725	976,955,182	950,882,000	1,014,135,000	1,081,780,000	1,105,450,000

(Thousands of JDs)

Graph of the current and capital expenditures for the years 2018 - 2022

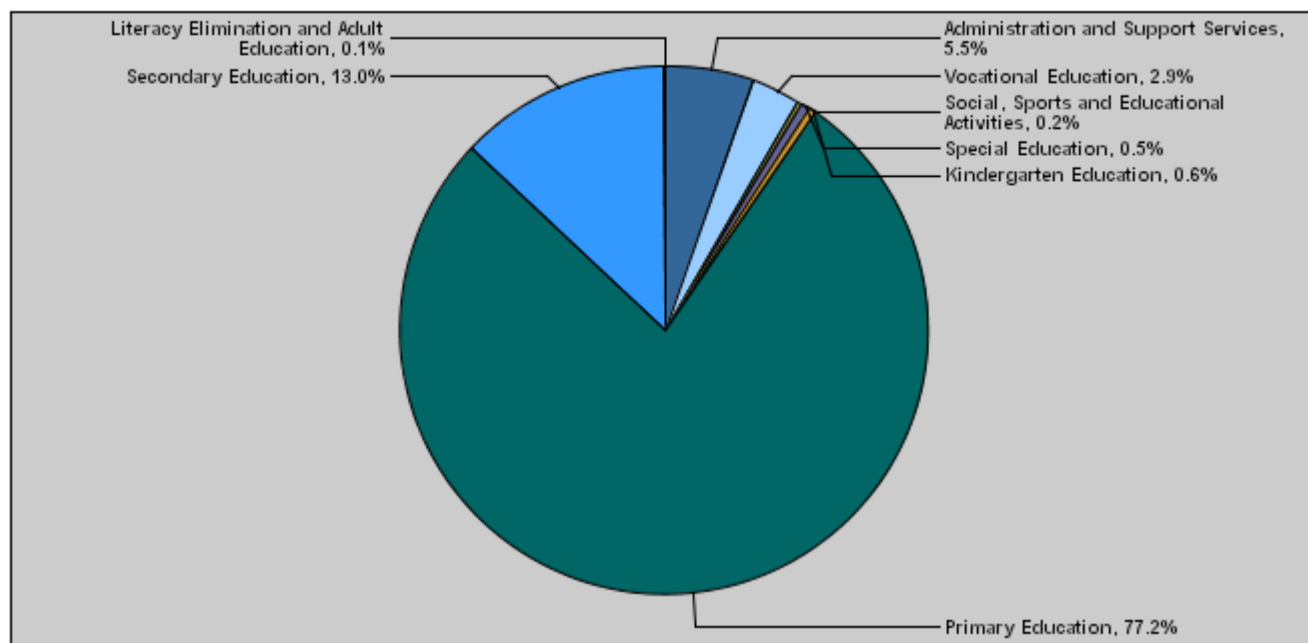


Budget of Chapter 2501 - Ministry of Education
For the Year 2020 Distributed According to Program

(In JDs)

Prog.	Description	Current Expenditures	Capital Expenditures	Total Expenditures
4401	Administration and Support Services	54,807,000	1,200,000	56,007,000
4405	Vocational Education	28,336,000	1,400,000	29,736,000
4410	Social, Sports and Educational Activities	1,069,000	1,050,000	2,119,000
4415	Special Education	5,142,000	150,000	5,292,000
4420	Kindergarten Education	3,780,000	1,890,000	5,670,000
4425	Primary Education	731,900,000	51,243,500	783,143,500
4430	Secondary Education	110,716,000	20,931,500	131,647,500
4435	Literacy Elimination and Adult Education	520,000	0	520,000
Total		936,270,000	77,865,000	1,014,135,000

Total Expenditures for the Year 2020 Distributed According to Programs



Estimated Allocations for Females distributed according to Programs for the Years 2018 - 2022

Program	2018	2019	2020	2021	2022
4401 Administration and Support Services	17035000	16454000	18406000	19401000	20500000
4405 Vocational Education	13180000	13645000	15758000	16185000	16860000
4410 Social, Sports and Educational Activities	1034500	1075000	1060000	1400500	1547500
4415 Special Education	3566000	3906000	4034000	5332000	5397000
4420 Kindergarten Education	3448000	4062000	4725000	4865000	4730000
4425 Primary Education	402299500	436371000	464065000	492184000	504325000
4430 Secondary Education	53943000	65986500	69626000	74560000	73246000
4435 Literacy Elimination and Adult Education	191000	285000	260000	254000	248000
Total	494697000	541784500	577934000	614181500	626853500

Estimated Allocations For Child distributed according to Programs for the Years 2018 - 2022

Program	2018	2019	2020	2021	2022
4401 Administration and Support Services	52384914	50855500	56007000	59504000	62411000
4405 Vocational Education	24912022	25814500	29736000	30654000	31991000
4410 Social, Sports and Educational Activities	2069249	2150000	2119000	2801000	3095000
4415 Special Education	3630123	3976000	5292000	5407000	5472000
4420 Kindergarten Education	4020256	5000000	5670000	5850000	5480000
4425 Primary Education	717150813	736349000	783143500	834856834	857214000
4430 Secondary Education	102304755	126167000	131647500	142199166	139291000
Total	906472132	950312000	1013615000	1081272000	1104954000

Budget Chapter 2501 - Ministry of Education Distributed According to the Program

4401Administration and Support Services Program

Objective of the program :

The program aims to improve the administrative capacities in the Ministry's headquarters and education directorates and improve programs and projects management efficiency.

The strategic objective related to the program :

To provide, develop and sustain qualified human resources for the educational system.

Directorates associated with the program :

This program is connected with the administrative units in the Ministry's headquarter a total of (21) units and the directorates of education a total of (42) directorates

Services provided by the program :

- Provide support to the Ministry's various activities and projects.

Staff working in the program :

The program is implemented through a functional staff in 2019 estimated with (4183) staff, including (2824) males and (1359) females .

Performance Measurement Indicators for Program

Performance Measurement Indicator		Base Year	Value	Actual value	Target Value	Preliminary Self Evaluation	Target Value		
				2018	2019	2019	2020	2021	2022
1	Percentage of qualified and efficient educational leaderships	2018	%51	%51	%54	%54	%55	%56	%70

Appropriations Of Administration and Support Services Program as Per Activities and Projects. (In JDs)

Activities and Projects		Actual	Estimated	Re-estimated	Estimated	Indicative	
		2018	2019	2019	2020	2021	2022
Current Expenditures		50,874,457	50,464,500	49,855,500	54,807,000	57,504,000	59,511,000
601	Administrative and Support Services	50,142,493	50,464,500	49,855,500	54,807,000	57,504,000	59,511,000
602	Supporting the Arabic Language Academy	731,964	0	0	0	0	0
Capital Expenditures		1,510,457	1,510,000	1,000,000	1,200,000	2,000,000	2,900,000
001	Sustaining and Operating Educational Services	376,421	400,000	400,000	400,000	400,000	400,000
007	Development of the Educational Information Management System	0	200,000	200,000	200,000	200,000	200,000
009	Electronic Archiving Project	99,985	50,000	50,000	0	0	0
701	Establishing buildings for Education Directorates in Mafraq governorate	607,937	460,000	350,000	600,000	650,000	1,400,000
702	Establishing buildings for Education Directorates in Balq'a governorate	319,614	150,000	0	0	0	0
703	Establishing building for Education Directorate of Russayfah district / Zarqa Governorate	106,500	250,000	0	0	350,000	700,000
705	Establishment of teachers' club / Aqaba Governorate	0	0	0	0	400,000	200,000
Program / Treasury		1,510,457	1,510,000	1,000,000	1,200,000	2,000,000	2,900,000
Total Program		52,384,914	51,974,500	50,855,500	56,007,000	59,504,000	62,411,000

Budget Chapter 2501 - Ministry of Education Distributed According to the Program

4405

Vocational Education Program

Objective of the program :

Training educational environment appropriate for vocational education and in line with the labor market requirements

The strategic objective related to the program :

To improve access to vocational education and improve its quality

Directorates associated with the program :

This program is affiliated with vocational education and production management.

Services provided by the program :

1- Train the teachers of vocational education (industrial/ agricultural/ hospitality and tourism/ household economy/ vocational education) to face the technological and industrial developments.
2- Produce laboratory devices and tools for school laboratories.
3- Produce means used to protect child from abuse for the first three classes.
4- Insure the life of vocational education students and teachers against work accidents and injuries.
5- Furnish and equip the buildings and facilities of vocational education.
6- Maintain school buildings of vocational education.
7- Establish school additions for vocational education.

Staff working in the program :

The program is implemented through a functional staff in 2019 estimated with (2913) staff, including (1365) males and (1548) females .

Performance Measurement Indicators for Program

Performance Measurement Indicator		Base Year	Value	Actual value	Target Value	Preliminary Self Evaluation	Target Value		
				2018	2019		2019	2020	2021
1	Percentage of students enrolled in vocational education	2018	%13.1	%13.1	%13.5	%13.5	%15	%16	%16.5
2	Number of workshops equipped with modern machines	2018	353	353	413	413	473	485	490

Appropriations Of Vocational Education Program as Per Activities and Projects.

(In JDs

Activities and Projects		Actual	Estimated	Re-estimated	Estimated	Indicative	
		2018	2019	2019	2020	2021	2022
Current Expenditures		24,115,083	24,564,500	24,564,500	28,336,000	28,527,000	28,831,000
601	Teaching vocational education students	24,115,083	24,564,500	24,564,500	28,336,000	28,527,000	28,831,000
Capital Expenditures		796,939	1,450,000	1,250,000	1,400,000	2,127,000	3,160,000
001	Vocational Education Program Administration Project	164,117	750,000	750,000	350,000	350,000	350,000
002	Additions to Vocational Education Schools Buildings	433,109	500,000	500,000	850,000	850,000	850,000
703	Establishing vocational school and its facilities in Southern Aghwar / Karak governorate	199,713	200,000	0	0	0	0
704	Establishing schools and classroom additions for vocational education in the Capital Governorate	0	0	0	200,000	927,000	1,960,000
Program / Treasury		796,939	1,450,000	1,250,000	1,400,000	2,127,000	3,160,000
Total Program		24,912,022	26,014,500	25,814,500	29,736,000	30,654,000	31,991,000

Budget Chapter 2501 - Ministry of Education Distributed According to the Program

4410	Social, Sports and Educational Activities Program
<u>Objective of the program :</u>	
Enhance the actual participation of students in the programs and activities in order to instil in them the spirit of citizenship and allegiance.	
<u>The strategic objective related to the program :</u>	
To improve the quality of education to contributes to preparing the good, productive and belonging citizen.	
<u>Directorates associated with the program :</u>	
Educational Activities Department	
<u>Services provided by the program :</u>	
1- Establish gyms in the various areas of the Kingdom. 2- Organize the physical fitness project (King Abdullah II Award for Physical Fitness Award). 3- Organize festivals for national and folklore songs. 4- Conduct student parliaments and student dialogue clubs and conferences. 5- Condcut training courses for male and female scout leaders and guides in addition to set up scout camps. 6- Condcut summer clubs and voluntary work camps. 7- Conduct school journeys to the National Children's Museum.	
<u>Staff working in the program :</u>	
The program is implemented through the staff working in the Ministry's headquarters and the activities sections in the Directorates of Education.	

Performance Measurement Indicators for Program									
Performance Measurement Indicator		Base Year	Value	Actual value	Target Value	Preliminary Self Evaluation	Target Value		
				2018	2019	2019	2020	2021	2022
1	Number of sporting events	2018	1	1	1	1	1	1	1
2	Number of scout camps	2018	7	7	7	7	7	7	7
3	Number of teachers' clubs	2018	13	13	13	13	14	15	16
4	Percentage of students participating in King Abdullah II Award for Physical Fitness, ages 9 -17	2018	%83	%83	%84	%84	%85	%85	%85
Appropriations Of Social, Sports and Educational Activities Program as Per Activities and Projects. (In JDs)									
Activities and Projects		Actual	Estimated	Re-estimated	Estimated	Indicative			
		2018	2019	2019	2020	2021	2022		
Current Expenditures		900,046	960,000	960,000	1,069,000	1,101,000	1,195,000		
601	Organizing sports tournaments, and national festivals and celebrations	248,703	253,000	253,000	283,000	285,000	299,000		
602	Organizing cultural and artistic activities	108,039	106,000	106,000	148,000	173,000	203,000		
603	Organizing summer clubs activities	24,734	25,000	25,000	30,000	30,000	30,000		
604	Supporting educational events	518,570	576,000	576,000	608,000	613,000	663,000		
Capital Expenditures		1,169,203	1,490,000	1,190,000	1,050,000	1,700,000	1,900,000		
001	Social, Sport and Educational Activities Program Administration Project	58,012	100,000	100,000	100,000	100,000	100,000		
005	King Abdullah II Award for Physical Fitness	561,248	690,000	690,000	700,000	700,000	700,000		
012	Al Hussein Camps for Voluntary Work	149,944	150,000	150,000	150,000	150,000	150,000		
701	Establishing The teachers' club / Jerash governorate	399,999	500,000	200,000	100,000	750,000	950,000		
703	Establishing and maintaining school facilities in Ma'daba governorate	0	50,000	50,000	0	0	0		
Program / Treasury		1,169,203	1,490,000	1,190,000	1,050,000	1,700,000	1,900,000		
Total Program		2,069,249	2,450,000	2,150,000	2,119,000	2,801,000	3,095,000		

Budget Chapter 2501 - Ministry of Education Distributed According to the Program

4415

Special Education Program

Objective of the program :

Increase the available opportunities for students with special needs

The strategic objective related to the program :

To strengthen an education system that creates innovation and excellence for effective educational policies that contribute to achieving the priority goals of the education sector in Jordan.

Directorates associated with the program :

General Education and Students Affairs Department

Services provided by the program :

1- Provide educational diagnosis services for distinguished students and those with disabilities.
2- Secure transportation for students with disabilities and high achievers.
3- Integrate students with disabilities in the regular schools.
4- Train and qualify the staff working in the field of special education.
5- Establish schools and educational institutions which provide special education programs.
6- Develop the educational legislation in the field of special education.
7- Develop the school books for blind students using Braille manner.
8- Sustain work with student's programs and services with disabilities and distinguished students.

Staff working in the program :

The program is implemented through a functional staff in 2019 estimated with (587) staff, including (135) males and (452) females .

Performance Measurement Indicators for Program

Performance Measurement Indicator		Base Year	Value	Actual value	Target Value	Preliminary Self Evaluation	Target Value		
				2018	2019	2019	2020	2021	2022
1	Number of King Abdullah II schools for excellence	2018	11	11	13	12	13	14	15
2	Number of education difficulties sources rooms (special education)	2018	885	885	895	895	905	910	915

Appropriations Of Special Education Program as Per Activities and Projects. (In JDs)

Activities and Projects		Actual	Estimated	Re-estimated	Estimated	Indicative	
		2018	2019	2019	2020	2021	2022
Current Expenditures		3,501,725	3,836,000	3,836,000	5,142,000	5,257,000	5,322,000
601	Taking care of talented students and students with special needs	3,501,725	3,836,000	3,836,000	5,142,000	5,257,000	5,322,000
Capital Expenditures		128,398	140,000	140,000	150,000	150,000	150,000
001	Special Education Program Administration Project	128,398	140,000	140,000	150,000	150,000	150,000
Program / Treasury		128,398	140,000	140,000	150,000	150,000	150,000
Total Program		3,630,123	3,976,000	3,976,000	5,292,000	5,407,000	5,472,000

Budget Chapter 2501 - Ministry of Education Distributed According to the Program

4420	Kindergarten Education Program
Objective of the program : Increase the overall percentages of enrollment in kindergartens especially in the rural and poor areas (least growth and most needy).	
The strategic objective related to the program : To increase children's access to quality education in early childhood, and increasing their willingness to learn for life.	
Directorates associated with the program : General Education and Students Affairs Department	
Services provided by the program : 1- Train the female teachers of kindergartens on the interactive national curriculum and program of work with young children in addition to other training programs. 2- Equip government kindergartens with the necessary furniture and supplies. 3- Hold awareness courses to target categories in parental awareness programs. 4- Involve the parents of children as volunteers inside the classrooms to implement some activities. 5- Provide the required food to children in public kindergartens 6- Establish kindergartens rooms all over the areas of the Kingdom. 7- Supply the kindergartens with books, toys and stationery necessary for children.	
Staff working in the program : The program is implemented through a functional staff in 2019 estimated with (849) staff, including (0) males and (849) females .	

Performance Measurement Indicators for Program										
Performance Measurement Indicator			Base Year	Value	Actual value	Target Value	Preliminary Self Evaluation	Target Value		
					2018	2019	2019	2020	2021	2022
1	Number of equipped kindergarten rooms		2018	1652	1652	1700	1700	1842	1950	2100
2	Percentage of total pre-school education enrollment in the rural and poor areas		2018	%59.9	%59.9	%65.2	%65.2	%65.5	%70	%75
3	Number of students benefiting from the school nutrition project		2018	10000	10000	10000	10000	10000	10000	11000
Appropriations Of Kindergarten Education Program as Per Activities and Projects. (In JDs)										
Activities and Projects			Actual	Estimated	Re-estimated	Estimated	Indicative			
			2018	2019	2019	2020	2021	2022		
Current Expenditures			2,875,758	3,124,000	3,124,000	3,780,000	3,880,000	3,980,000		
601	Teaching the students of KG		2,875,758	3,124,000	3,124,000	3,780,000	3,880,000	3,980,000		
Capital Expenditures			1,144,498	2,012,868	1,876,000	1,890,000	1,970,000	1,500,000		
001	Kindergarten Education Program Administration Project		44,092	300,000	300,000	270,000	270,000	270,000		
002	Additions to kindergartens classrooms		1,024,822	1,400,000	1,400,000	1,620,000	1,180,000	1,180,000		
701	Additions to kindergarten classrooms in Irbid governorate		36,167	26,000	26,000	0	0	0		
702	Additions to kindergarten classrooms in Mafraq governorate		0	286,868	150,000	0	195,000	0		
703	Additions to kindergarten classrooms in Ma'daba governorate		39,417	0	0	0	0	0		
705	Establishment and additions of classrooms for kindergartens in Karak Governorate		0	0	0	0	150,000	0		
706	Additions to kindergarten classrooms in Ma'an Governorate		0	0	0	0	75,000	50,000		
707	Establishment and additions of classrooms for kindergartens in Aqaba Governorate		0	0	0	0	100,000	0		
Program / Treasury			1,144,498	2,012,868	1,876,000	1,890,000	1,970,000	1,500,000		
Total Program			4,020,256	5,136,868	5,000,000	5,670,000	5,850,000	5,480,000		

4425	Primary Education Program
------	---------------------------

Objective of the program :

Expand the opportunities of overall enrollment in the basic education and seek to circulate it and eliminate discrepancies in the available education opportunities.

The strategic objective related to the program :

To ensure access and equity for students of both gender.

Directorates associated with the program :

General Education and Students Affairs Department

Services provided by the program :

- 1- Addition of classrooms to the existing schools to help solve the problem of overcrowding in schools and to cancel the double-shift system.
- 2- Programs to strengthen lower performing students in Arabic Language and mathematics.
- 3- Improve the health and nutrition condition for public schools students in the poor areas.
- 4- Print the textbooks for the basic education students.
- 5- Construct teachers housing for teachers in the remote areas.
- 6- Construct modern school buildings.
- 7- Maintain and repair the buildings of basic education schools.
- 8- Royal decree of scholarships.

Staff working in the program :

The program is implemented through a functional staff in 2019 estimated with (74767) staff, including (29978) males and (44789) females .

Performance Measurement Indicators for Program

Performance Measurement Indicator		Base Year	Value	Actual value	Target Value	Preliminary Self Evaluation	Target Value		
				2018	2019	2019	2020	2021	2022
1	Percentage of primary education dropout	2018	%0.25	%0.25	%0.25	%0.25	%0.25	%0.25	%0.25
2	Percentage of students in the two shift-schools	2018	%30	%30	%30	%30	%30	%30	%29
3	Number of students included in the school nutrition project	2018	350000	350000	400000	400000	400000	400000	450000
4	Percentage of students in the leased buildings	2018	%11.5	%11.5	%11.3	%11.3	%11.2	%11	%11

Appropriations Of Primary Education Program as Per Activities and Projects.

(In JDs)

Activities and Projects		Actual 2018	Estimated 2019	Re-estimated 2019	Estimated 2020	Indicative	
						2021	2022
Current Expenditures		666,307,839	683,271,000	681,967,000	731,900,000	747,551,000	757,174,000
601	Teaching the students of primary education phase	651,064,883	663,844,000	662,540,000	711,230,000	726,656,000	735,959,000
602	Scientific scholarships and cultural relations	859,991	1,755,000	1,755,000	1,745,000	1,745,000	1,745,000
603	Printing school textbooks	5,936,460	9,172,000	9,172,000	9,375,000	9,500,000	9,720,000
604	Additional education	4,999,374	5,000,000	5,000,000	6,000,000	6,000,000	6,000,000
607	School Nutrition	3,447,131	3,500,000	3,500,000	3,550,000	3,650,000	3,750,000
Capital Expenditures		50,842,974	71,619,980	54,382,000	51,243,500	87,305,834	100,040,000
001	Primary Education Program Administration Project	21,002,866	5,795,000	5,795,000	5,795,000	5,795,000	5,795,000
002	Constructions and additions to primary education classrooms	666,044	1,250,000	1,250,000	1,500,000	1,500,000	1,320,000
004	Maintenance and repairs of the primary education buildings	99,888	300,000	300,000	300,000	300,000	300,000
008	Equipping and furnishing school buildings	2,061,953	1,140,000	1,000,000	1,200,000	1,200,000	1,200,000
010	Building 60 schools	487,303	130,000	120,000	120,000	0	0
011	Development of the Directorate and school	381,009	2,205,000	2,205,000	2,205,000	2,205,000	2,205,000
013	Establishing schools buildings/ Cities and Villages Development Bank	4,178,123	4,180,000	4,180,000	4,180,000	4,180,000	0
014	National Program for the Training of School Students	999,819	600,000	600,000	800,000	1,000,000	1,000,000
015	Building 25 primary schools	0	900,000	700,000	230,000	0	0
016	Establishing schools for primary education / Output of Mecca summit / Kuwaiti loan	0	0	0	3,561,000	10,541,824	16,650,000
017	Maintenance of schools in the Southern Jordan Valley District	0	0	0	50,000	0	0
018	Purchase lands to establish the Shqira Primary School	0	0	0	63,226	0	0
701	Establishing schools for primary education in Irbid governorate	1,544,649	2,680,500	2,300,000	1,037,000	1,760,000	1,910,000

Budget Chapter 2501 - Ministry of Education Distributed According to the Program

4425	Primary Education Program					
Appropriations Of Primary Education Program as Per Activities and Projects.						(In JDs)
Activities and Projects		Actual 2018	Estimated 2019	Re-estimated 2019	Estimated 2020	Indicative 2021 2022
Capital Expenditures		50,842,974	71,619,980	54,382,000	51,243,500	87,305,834 100,040,000
702	Additions of classrooms for primary education in Irbid governorate	503,000	2,787,000	1,500,000	124,000	500,000 500,000
703	Maintenance of a number of Qasbah schools / Irbid Governorate	43,779	262,121	200,000	200,000	250,000 250,000
704	Establishing various school facilities for primary education in Irbid Governorate	170,300	314,000	250,000	149,000	200,000 200,000
705	Establishing schools for primary education in Mafrq governorate	1,775,145	1,171,669	750,000	622,076	2,156,000 2,190,000
706	Additions of classrooms for primary education in Mafrq governorate	163,730	1,070,115	870,000	290,000	1,391,485 410,000
707	Establishing schools for primary education in Jerash governorate	1,176,758	730,000	650,000	150,000	1,000,000 1,850,000
708	Additions of classrooms for primary education in Jerash governorate	170,068	618,000	400,000	262,000	760,000 100,000
709	Maintenance of a number of schools / Jerash Governorate	89,808	0	0	0	0 0
710	Establishing schools for primary education in Ajloun governorate	999,222	2,120,000	1,237,000	700,000	2,600,000 5,450,000
711	Additions of classrooms for primary education in Ajloun governorate	438,271	600,000	450,000	300,000	1,340,000 200,000
712	Establishing schools for primary education in the Capital governorate	1,653,717	3,499,301	3,000,000	4,307,000	6,180,000 13,870,000
713	Additions of classrooms for primary education in the Capital governorate	1,095,563	2,208,286	1,500,000	1,940,000	2,860,000 2,560,000
714	Maintenance and repairs of primary education schools in the capital governorate	900,648	1,752,651	1,250,000	590,000	740,000 740,000
715	Establishing and maintaining various school facilities in the Capital governorate	53,705	1,404,000	1,100,000	470,000	1,457,000 1,700,000
716	Establishing schools for primary education in Balqa' governorate	280,289	1,330,000	1,300,000	1,550,000	3,087,525 7,000,000
717	Additions of classrooms for primary education in Balqa' governorate	951,043	1,416,000	800,000	1,504,000	1,990,000 550,000
718	Maintenance and repairs of primary education schools in Balqa' governorate	284,579	726,250	500,000	290,000	560,000 630,000
719	Establishing various school facilities in Balqa' governorate	15,000	520,750	300,000	286,000	0 100,000
720	Establishing schools for primary education in Zarqa governorate	1,011,289	2,700,000	1,700,000	1,500,000	2,800,000 4,100,000
721	Additions of classrooms for primary education in Zarqa governorate	471,440	870,000	550,000	0	200,000 450,000
722	Maintenance and repairs of primary education schools in Zarqa governorate	455,436	1,230,000	850,000	600,000	1,000,000 0
723	Establishing schools for primary education in Ma'daba governorate	549,356	1,450,000	1,000,000	1,150,000	3,335,000 4,500,000
724	Additions to classrooms for primary education in Ma'daba governorate	448,163	990,000	700,000	421,000	500,000 1,000,000
725	Maintenance and repairs of primary education schools in Ma'daba governorate	88,519	145,000	100,000	195,000	100,000 200,000
726	Establishing schools for primary education in Karak governorate	433,612	1,750,000	1,200,000	0	1,400,000 1,010,000
727	Additions to classrooms for primary education in Karak governorate	387,524	1,925,000	1,300,000	0	370,000 100,000
728	Establishing schools for primary education in Ma'an governorate	310,979	1,331,500	1,000,000	300,000	3,715,000 3,975,000
729	Additions to classrooms for primary education in Ma'an governorate	781,236	1,312,766	1,000,000	240,000	1,225,000 0
730	Maintenance and repairs of schools in Ma'an governorate	158,279	673,643	500,000	370,000	400,000 375,000
731	Establishing schools for primary education in Tafileh governorate	1,401,604	3,494,000	2,500,000	5,280,000	8,707,000 8,110,000
732	Additions to classrooms for primary education in Tafileh governorate	0	120,000	100,000	0	200,000 370,000
733	Maintenance and repairs of primary education schools in Tafileh governorate	8,815	636,000	400,000	202,000	350,000 450,000
734	Establishing various school facilities in Tafileh governorate	0	309,000	100,000	50,000	500,000 2,860,000
735	Establishing schools for primary education in Aqaba governorate	1,534,386	4,329,000	3,000,000	3,382,200	2,970,000 0
736	Additions of classrooms for primary education in Aqaba governorate	571,944	1,261,000	700,000	950,000	550,000 0
737	Maintenance of various school facilities in Aqaba governorate	44,113	875,000	450,000	0	0 0

Budget Chapter 2501 - Ministry of Education Distributed According to the Program

4425 Primary Education Program		Appropriations Of Primary Education Program as Per Activities and Projects. (In JDs)					
Activities and Projects		Actual 2018	Estimated 2019	Re-estimated 2019	Estimated 2020	Indicative 2021 2022	
Capital Expenditures		50,842,974	71,619,980	54,382,000	51,243,500	87,305,834	100,040,000
740	Purchase lands to build schools in Mafraq governorate	0	862,901	400,000	32,000	140,000	700,000
741	Purchase lands to establish schools in Jerash governorate	0	400,000	300,000	0	140,000	0
742	Schools maintenance and repair in Ajloun governorate	0	550,000	350,000	250,000	200,000	500,000
743	Establishing various school facilities in Ajloun governorate	0	285,000	250,000	0	0	0
744	Establish and maintain school facilities in Al-Karak governorate	0	844,527	400,000	270,000	405,000	380,000
745	Purchase lands to build schools in Karak governorate	0	0	0	0	300,000	0
746	Establishing various school facilities in Ma'an governorate	0	275,000	125,000	0	375,000	0
747	Maintain school buildings in Irbid governorate	0	604,000	400,000	544,000	1,060,000	1,710,000
748	General maintenance for schools in Jerash governorate	0	306,000	150,000	252,000	0	0
749	Maintenance and reforms of schools in Mafraq governorate	0	380,000	350,000	479,998	390,000	240,000
750	Studies for the establishment and additions of classrooms for schools in Balqa' Governorate	0	0	0	0	220,000	330,000
751	Purchase lands for the purpose of establishing schools in Ma'an Governorate	0	0	0	0	200,000	0
Program / Treasury		50,842,974	71,319,980	54,082,000	43,043,500	72,348,834	84,040,000
Program / Loans		0	300,000	300,000	8,200,000	14,957,000	16,000,000
Total Program		717,150,813	754,890,980	736,349,000	783,143,500	834,856,834	857,214,000

Budget Chapter 2501 - Ministry of Education Distributed According to the Program

4430	Secondary Education Program
------	-----------------------------

Objective of the program :

The program aims to expand the opportunities for obtaining secondary education and improve its outputs to enable the student to expand life and vocational choices and achieve the effective participation in society change and development.

The strategic objective related to the program :

To ensure access and equity for students of both gender.

Directorates associated with the program :

General Education and Students Affairs Department/ Examinations Department

Services provided by the program :

- 1- Add classrooms to the secondary schools to solve the problem of overcrowding in schools, technologies rooms and computer rooms.
- 2- Hold the general secondary examination for summer and winter sessions.
- 3- Implement e-examinations project.
- 4- Participate in Queen Rania Award for Excellence (distinguished teacher and principal).
- 5- Maintain and repair the buildings of secondary education schools.

Staff working in the program :

The program is implemented through a functional staff in 2019 estimated with (23004) staff, including (10712) males and (12292) females .

Performance Measurement Indicators for Program

Performance Measurement Indicator		Base Year	Value	Actual value	Target Value	Preliminary Self Evaluation	Target Value		
				2018	2019	2019	2020	2021	2022
1	Percentage of regular students who passed the General Secondary School Examination	2018	%45	%45	%46	%47	%47	%48	%49
2	Percentage of students in the leased buildings	2018	%0.17	%0.17	%0.17	%0.17	%0.17	%0.17	%0.15
3	Percentage of total enrollment in the secondary education	2018	%75.4	%75.4	%76	%76	%76	%76	%77

Appropriations Of Secondary Education Program as Per Activities and Projects.

(In JDs)

Activities and Projects		Actual 2018	Estimated 2019	Re-estimated 2019	Estimated 2020	Indicative	
						2021	2022
Current Expenditures		93,030,641	96,754,000	96,754,000	110,716,000	115,342,000	120,021,000
601	Teaching the students of secondary education phase	72,613,300	76,264,000	76,264,000	90,686,000	93,312,000	97,083,000
602	General Secondary Examination	17,450,266	17,490,000	17,490,000	17,030,000	19,030,000	19,938,000
603	Additional education	2,967,075	3,000,000	3,000,000	3,000,000	3,000,000	3,000,000
Capital Expenditures		9,274,114	35,188,334	29,413,000	20,931,500	26,857,166	19,270,000
001	Secondary Education Program Administration Project	171,699	500,000	400,000	355,000	355,000	355,000
002	Constructions and additions to secondary education classrooms	122,310	200,000	200,000	400,000	400,000	400,000
005	Queen Rania Award for Excellence for Distinguished Teacher	800,000	800,000	800,000	800,000	800,000	800,000
007	Maintenance and repairs of the secondary education buildings	102,431	500,000	400,000	350,000	150,000	150,000
008	Development of schools e-linkage	377,449	846,970	750,000	520,000	520,000	520,000
009	Establishing school buildings for (Decent housing for decent life) project/ 1st phase.	479,812	100,000	100,000	0	0	0
010	Queen Rania Teacher Academy	0	12,000,000	12,000,000	7,000,000	0	0
011	Electronic protection system and communication devices	1,392,922	1,500,000	1,500,000	1,500,000	1,500,000	1,500,000
012	National Strategy for Human Resources Development	0	3,000,000	3,000,000	760,000	1,000,000	1,000,000
013	Establishing secondary schools / Output of Mecca summit / Kuwaiti loan	0	0	0	66,000	4,000,000	0
014	Establishing a multi-purpose hall for the Majra Secondary School for Girls	0	0	0	63,000	0	0
701	Establishing schools for secondary education in Irbid governorate	50,000	236,000	100,000	40,000	50,000	50,000
702	Additions to classrooms for secondary education in Irbid governorate	262,617	752,879	550,000	25,000	400,000	400,000
703	Establishing various school facilities for secondary education in Irbid Governorate	47,190	376,000	150,000	80,000	140,000	140,000
704	Additions of classrooms for secondary education in Mafraq governorate	338,373	2,062,760	1,400,000	426,000	1,190,166	300,000

Budget Chapter 2501 - Ministry of Education Distributed According to the Program

4430 Secondary Education Program		Appropriations Of Secondary Education Program as Per Activities and Projects. (In JDs)					
Activities and Projects		Actual 2018	Estimated 2019	Re-estimated 2019	Estimated 2020	Indicative 2021 2022	
Capital Expenditures		9,274,114	35,188,334	29,413,000	20,931,500	26,857,166	19,270,000
705	Additions of classrooms for secondary education in Jerash governorate	140,975	660,000	350,000	230,000	880,000	600,000
706	Additions of classrooms for secondary education in Ajloun governorate	0	550,000	350,000	450,000	1,235,000	900,000
707	Establishing schools for secondary education in the Capital governorate	1,102,007	1,440,000	1,100,000	1,250,000	3,000,000	3,965,000
708	Additions of classrooms for secondary education in the Capital governorate	1,346,435	1,706,000	1,500,000	1,797,000	3,668,000	2,495,000
709	Maintenance and repairs of secondary education schools in the capital governorate	470,284	2,295,002	1,300,000	921,000	720,000	620,000
710	Establishing and maintaining various school facilities in the Capital governorate	13,975	13,000	13,000	0	0	0
712	Additions of classrooms for secondary education in Balqa' governorate	596,433	603,000	400,000	418,500	920,000	300,000
713	Maintenance and repairs of secondary education schools in Balqa' governorate	97,595	81,250	50,000	0	0	0
714	Additions of classrooms for secondary education in Zarqa governorate	0	720,000	400,000	1,040,000	650,000	250,000
715	Establishing various school facilities in Zarqa governorate	143,686	100,000	50,000	0	0	0
716	Additions of classrooms for secondary education in Ma'daba governorate	232,218	490,000	350,000	450,000	600,000	1,100,000
717	Maintenance and repairs of secondary education schools in Ma'daba governorate	14,607	135,000	100,000	120,000	100,000	200,000
718	Establishing schools for secondary education in Karak governorate	654,999	250,000	250,000	0	0	0
719	Additions of classrooms for secondary education in Karak governorate	182,742	1,195,473	750,000	120,000	120,000	0
720	Additions of classrooms for secondary education in Ma'an governorate	79,904	560,000	300,000	50,000	875,000	50,000
721	Establishing Aruim Secondary School for Boys / Tafileh Governorate	0	350,000	350,000	700,000	1,179,000	0
722	Additions of classrooms for secondary education in Aqaba governorate	53,451	0	0	0	0	0
723	Establishing schools for secondary education in Ajloun governorate	0	400,000	100,000	300,000	600,000	1,500,000
724	Establishing various school facilities in Ajloun governorate	0	25,000	25,000	0	250,000	0
725	Establishing schools for secondary education in Balqa' governorate	0	300,000	100,000	100,000	600,000	700,000
726	Establishing schools for secondary education in Ma'an governorate	0	400,000	200,000	600,000	600,000	100,000
727	Establishing various school facilities in Ma'an governorate	0	0	0	0	180,000	500,000
728	Establishing various school facilities in Tafila governorate	0	40,000	25,000	0	100,000	300,000
729	Establishing schools for secondary education in Jerash Governorate	0	0	0	0	75,000	75,000
Program / Treasury		9,274,114	35,188,334	29,413,000	20,231,500	21,928,166	19,270,000
Program / Loans		0	0	0	700,000	4,929,000	0
Total Program		102,304,755	131,942,334	126,167,000	131,647,500	142,199,166	139,291,000

Budget Chapter 2501 - Ministry of Education Distributed According to the Program

4435	Literacy Elimination and Adult Education Program
------	--

Objective of the program :

The program aims to develop school programs and curricula and human resources to eliminate illiteracy gradually

The strategic objective related to the program :

To absorb all age groups in education for all residents of the Hashemite Kingdom of Jordan.

Directorates associated with the program :

General Education and Students Affairs Department

Services provided by the program :

- 1- Open literacy centers.
- 2- Equip and furnish centers to enhance the culture of dropouts.
- 3- Hold celebrations indicating the importance of fighting and eliminating illiteracy.
- 4- Open classrooms for rehabilitation and correction centers.

Staff working in the program :

This program is implemented through employees who are paid financial bonuses specified by teaching the elderly and illiterate bylaw No. (81) of 2005.

Performance Measurement Indicators for Program

Performance Measurement Indicator		Base Year	Value	Actual value	Target Value	Preliminary Self Evaluation	Target Value		
				2018	2019	2019	2020	2021	2022
1	Number of literacy centers	2018	150	150	165	150	150	150	150
2	Number of individuals enrolled in literacy centers	2018	1500	1500	2017	1500	1500	1500	1500
3	Number of those enrolled in the dropouts' culture enhancement program	2018	1000	1000	1000	1000	1000	1000	1000

Appropriations Of Literacy Elimination and Adult Education Program as Per Activities and Projects.

(In JDs)

Activities and Projects		Actual	Estimated	Re-estimated	Estimated	Indicative	
		2018	2019	2019	2020	2021	2022
Current Expenditures		381,593	570,000	570,000	520,000	508,000	496,000
601	Teaching the elderly and illiteracy	381,593	570,000	570,000	520,000	508,000	496,000
Capital Expenditures		0	0	0	0	0	0
Program / Treasury		0	0	0	0	0	0
Total Program		381,593	570,000	570,000	520,000	508,000	496,000

Capital Expenditures Distributed According to Governorates

Chapter : 2501 Ministry of Education

(In JDs)

Governorate		Estimated 2020	Indicative 2021	Indicative 2022
21	Irbid Governorate	2,199,000	4,360,000	5,160,000
22	Mafraq Governorate	2,450,074	6,112,651	5,240,000
23	Jerash Governorate	994,000	3,605,000	3,575,000
24	Ajloun Governorate	2,000,000	6,225,000	8,550,000
31	The Capital Governorate	11,475,000	19,552,000	27,910,000
32	Balqa' Governorate	4,148,500	7,377,525	9,610,000
33	Zarqa Governorate	3,140,000	5,000,000	5,500,000
34	Ma'daba Governorate	2,336,000	4,635,000	7,000,000
41	Karak Governorate	390,000	2,745,000	1,490,000
42	Ma'an Governorate	1,560,000	7,645,000	5,050,000
43	Tafileh Governorate	6,232,000	11,036,000	12,090,000
44	Aqaba Governorate	4,332,200	4,020,000	200,000
Total		41,256,774	82,313,176	91,375,000

Chapter : 2501 Ministry of Education

(In JDs)

Current Activities Appropriations According to Program								
Prog.	Activites		Actual	Estimated	Re-estimated	Estimated	Indicative	Indicative
			2018	2019	2019	2020	2021	2022
4401	601	Administrative and Support Services	50142493	50464500	49855500	54807000	57504000	59511000
	602	Supporting the Arabic Language Academy	731964	0	0	0	0	0
		Total of Program	50874457	50464500	49855500	54807000	57504000	59511000
4420	601	Teaching the students of KG	2875758	3124000	3124000	3780000	3880000	3980000
		Total of Program	2875758	3124000	3124000	3780000	3880000	3980000
4425	601	Teaching the students of primary education phase	651064883	663844000	662540000	711230000	726656000	735959000
	602	Scientific scholarships and cultural relations	859991	1755000	1755000	1745000	1745000	1745000
	603	Printing school textbooks	5936460	9172000	9172000	9375000	9500000	9720000
	604	Additional education	4999374	5000000	5000000	6000000	6000000	6000000
	607	School Nutrition	3447131	3500000	3500000	3550000	3650000	3750000
		Total of Program	666307839	683271000	681967000	731900000	747551000	757174000
4430	601	Teaching the students of secondary education phase	72613300	76264000	76264000	90686000	93312000	97083000
	602	General Secondary Examination	17450266	17490000	17490000	17030000	19030000	19938000
	603	Additional education	2967075	3000000	3000000	3000000	3000000	3000000
		Total of Program	93030641	96754000	96754000	110716000	115342000	120021000
4415	601	Taking care of talented students and students with special needs	3501725	3836000	3836000	5142000	5257000	5322000
		Total of Program	3501725	3836000	3836000	5142000	5257000	5322000
4435	601	Teaching the elderly and illiteracy	381593	570000	570000	520000	508000	496000
		Total of Program	381593	570000	570000	520000	508000	496000
4410	601	Organizing sports tournaments, and national festivals and celebrations	248703	253000	253000	283000	285000	299000
	602	Organizing cultural and artistic activities	108039	106000	106000	148000	173000	203000
	603	Organizing summer clubs activities	24734	25000	25000	30000	30000	30000
	604	Supporting educational events	518570	576000	576000	608000	613000	663000
		Total of Program	900046	960000	960000	1069000	1101000	1195000
4405	601	Teaching vocational education students	24115083	24564500	24564500	28336000	28527000	28831000
		Total of Program	24115083	24564500	24564500	28336000	28527000	28831000
		Total	841987142	863544000	861631000	936270000	959670000	976530000

Capital Projects Appropriations According to Program								
Prog.	Projects		Actual	Estimated	Re-estimated	Estimated	Indicative	Indicative
			2018	2019	2019	2020	2021	2022
4401	001	Sustaining and Operating Educational Services	376421	400000	400000	400000	400000	400000
	007	Development of the Educational Information Management System	0	200000	200000	200000	200000	200000
	009	Electronic Archiving Project	99985	50000	50000	0	0	0
	701	Establishing buildings for Education Directorates in Mafraq governorate	607937	460000	350000	600000	650000	1400000
	702	Establishing buildings for Education Directorates in Balq'a governorate	319614	150000	0	0	0	0
	703	Establishing building for Education Directorate of Russayfah district / Zarqa Governorate	106500	250000	0	0	350000	700000
	705	Establishment of teachers' club / Aqaba Governorate	0	0	0	0	400000	200000
	Total of Program		1510457	1510000	1000000	1200000	2000000	2900000

(In JDs)

Capital Projects Appropriations According to Program							
Prog.	Projects		Actual	Estimated	Re-estimated	Estimated	Indicative
			2018	2019	2019	2020	2021
4420	001	Kindergarten Education Program Administration Project	44092	300000	300000	270000	270000
	002	Additions to kindergartens classrooms	1024822	1400000	1400000	1620000	1180000
	701	Additions to kindergarten classrooms in Irbid governorate	36167	26000	26000	0	0
	702	Additions to kindergarten classrooms in Mafraq governorate	0	286868	150000	0	195000
	703	Additions to kindergarten classrooms in Ma'daba governorate	39417	0	0	0	0
	705	Establishment and additions of classrooms for kindergartens in Karak Governorate	0	0	0	0	150000
	706	Additions to kindergarten classrooms in Ma'an Governorate	0	0	0	0	75000
	707	Establishment and additions of classrooms for kindergartens in Aqaba Governorate	0	0	0	0	100000
	Total of Program		1144498	2012868	1876000	1890000	1970000

Capital Projects Appropriations According to Program

Prog.	Projects		Actual	Estimated	Re-estimated	Estimated	Indicative	Indicative
			2018	2019	2019	2020	2021	2022
4425	001	Primary Education Program Administration Project	21002866	5795000	5795000	5795000	5795000	5795000
	002	Constructions and additions to primary education classrooms	666044	1250000	1250000	1500000	1500000	1320000
	004	Maintenance and repairs of the primary education buildings	99888	300000	300000	300000	300000	300000
	008	Equipping and furnishing school buildings	2061953	1140000	1000000	1200000	1200000	1200000
	010	Building 60 schools	487303	130000	120000	120000	0	0
	011	Development of the Directorate and school	381009	2205000	2205000	2205000	2205000	2205000
	013	Establishing schools buildings/ Cities and Villages Development Bank	4178123	4180000	4180000	4180000	4180000	0
	014	National Program for the Training of School Students	999819	600000	600000	800000	1000000	1000000
	015	Building 25 primary schools	0	900000	700000	230000	0	0
	016	Establishing schools for primary education / Output of Mecca summit / Kuwaiti loan	0	0	0	3561000	10541824	16650000
	017	Maintenance of schools in the Southern Jordan Valley District	0	0	0	50000	0	0
	018	Purchase lands to establish the Shqira Primary School	0	0	0	63226	0	0
	701	Establishing schools for primary education in Irbid governorate	1544649	2680500	2300000	1037000	1760000	1910000
	702	Additions of classrooms for primary education in Irbid governorate	503000	2787000	1500000	124000	500000	500000
	703	Maintenance of a number of Qasbah schools / Irbid Governorate	43779	262121	200000	200000	250000	250000
	704	Establishing various school facilities for primary education in Irbid Governorate	170300	314000	250000	149000	200000	200000
	705	Establishing schools for primary education in Mafrqa governorate	1775145	1171669	750000	622076	2156000	2190000
	706	Additions of classrooms for primary education in Mafrqa governorate	163730	1070115	870000	290000	1391485	410000
	707	Establishing schools for primary education in Jerash governorate	1176758	730000	650000	150000	1000000	1850000
	708	Additions of classrooms for primary education in Jerash governorate	170068	618000	400000	262000	760000	100000
	709	Maintenance of a number of schools / Jerash Governorate	89808	0	0	0	0	0
	710	Establishing schools for primary education in Ajloun governorate	999222	2120000	1237000	700000	2600000	5450000
	711	Additions of classrooms for primary education in Ajloun governorate	438271	600000	450000	300000	1340000	200000
	712	Establishing schools for primary education in the Capital governorate	1653717	3499301	3000000	4307000	6180000	13870000
	713	Additions of classrooms for primary education in the Capital governorate	1095563	2208286	1500000	1940000	2860000	2560000
	714	Maintenance and repairs of primary education schools in the capital governorate	900648	1752651	1250000	590000	740000	740000
	715	Establishing and maintaining various school facilities in the Capital governorate	53705	1404000	1100000	470000	1457000	1700000
	716	Establishing schools for primary education in Balqa' governorate	280289	1330000	1300000	1550000	3087525	7000000
	717	Additions of classrooms for primary education in Balqa' governorate	951043	1416000	800000	1504000	1990000	550000
	718	Maintenance and repairs of primary education schools in Balqa' governorate	284579	726250	500000	290000	560000	630000
	719	Establishing various school facilities in Balqa' governorate	15000	520750	300000	286000	0	100000
	720	Establishing schools for primary education in Zarqa governorate	1011289	2700000	1700000	1500000	2800000	4100000
	721	Additions of classrooms for primary education in Zarqa governorate	471440	870000	550000	0	200000	450000
	722	Maintenance and repairs of primary education schools in Zarqa governorate	455436	1230000	850000	600000	1000000	0
	723	Establishing schools for primary education in Ma'daba governorate	549356	1450000	1000000	1150000	3335000	4500000
	724	Additions to classrooms for primary education in Ma'daba governorate	448163	990000	700000	421000	500000	1000000
	725	Maintenance and repairs of primary education schools in Ma'daba governorate	88519	145000	100000	195000	100000	200000
	726	Establishing schools for primary education in Karak governorate	433612	1750000	1200000	0	1400000	1010000

(In JDs)

Capital Projects Appropriations According to Program							
Prog.	Projects		Actual	Estimated	Re-estimated	Estimated	Indicative
			2018	2019	2019	2020	2021
	727	Additions to classrooms for primary education in Karak governorate	387524	1925000	1300000	0	370000
	728	Establishing schools for primary education in Ma'an governorate	310979	1331500	1000000	300000	3715000
	729	Additions to classrooms for primary education in Ma'an governorate	781236	1312766	1000000	240000	1225000
	730	Maintenance and repairs of schools in Ma'an governorate	158279	673643	500000	370000	400000
	731	Establishing schools for primary education in Tafileh governorate	1401604	3494000	2500000	5280000	8707000
	732	Additions to classrooms for primary education in Tafileh governorate	0	120000	100000	0	200000
	733	Maintenance and repairs of primary education schools in Tafileh governorate	8815	636000	400000	202000	350000
	734	Establishing various school facilities in Tafileh governorate	0	309000	100000	50000	500000
	735	Establishing schools for primary education in Aqaba governorate	1534386	4329000	3000000	3382200	2970000
	736	Additions of classrooms for primary education in Aqaba governorate	571944	1261000	700000	950000	550000
	737	Maintenance of various school facilities in Aqaba governorate	44113	875000	450000	0	0
	740	Purchase lands to build schools in Ma'raq governorate	0	862901	400000	32000	140000
	741	Purchase lands to establish schools in Jerash governorate	0	400000	300000	0	140000
	742	Schools maintenance and repair in Ajloun governorate	0	550000	350000	250000	200000
	743	Establishing various school facilities in Ajloun governorate	0	285000	250000	0	0
	744	Establish and maintain school facilities in Al-Karak governorate	0	844527	400000	270000	405000
	745	Purchase lands to build schools in Karak governorate	0	0	0	0	300000
	746	Establishing various school facilities in Ma'an governorate	0	275000	125000	0	375000
	747	Maintain school buildings in Irbid governorate	0	604000	400000	544000	1060000
	748	General maintenance for schools in Jerash governorate	0	306000	150000	252000	0
	749	Maintenance and reforms of schools in Ma'raq governorate	0	380000	350000	479998	390000
	750	Studies for the establishment and additions of classrooms for schools in Balqa' Governorate	0	0	0	0	220000
	751	Purchase lands for the purpose of establishing schools in Ma'an Governorate	0	0	0	0	200000
	Total of Program		50842974	71619980	54382000	51243500	87305834
							100040000

Capital Projects Appropriations According to Program

Prog.	Projects		Actual	Estimated	Re-estimated	Estimated	Indicative	Indicative
			2018	2019	2019	2020	2021	2022
4430	001	Secondary Education Program Administration Project	171699	500000	400000	355000	355000	355000
	002	Constructions and additions to secondary education classrooms	122310	200000	200000	400000	400000	400000
	005	Queen Rania Award for Excellence for Distinguished Teacher	800000	800000	800000	800000	800000	800000
	007	Maintenance and repairs of the secondary education buildings	102431	500000	400000	350000	150000	150000
	008	Development of schools e-linkage	377449	846970	750000	520000	520000	520000
	009	Establishing school buildings for (Decent housing for decent life) project/ 1st phase.	479812	100000	100000	0	0	0
	010	Queen Rania Teacher Academy	0	12000000	12000000	7000000	0	0
	011	Electronic protection system and communication devices	1392922	1500000	1500000	1500000	1500000	1500000
	012	National Strategy for Human Resources Development	0	3000000	3000000	760000	1000000	1000000
	013	Establishing secondary schools / Output of Mecca summit / Kuwaiti loan	0	0	0	66000	4000000	0
	014	Establishing a multi-purpose hall for the Majra Secondary School for Girls	0	0	0	63000	0	0
	701	Establishing schools for secondary education in Irbid governorate	50000	236000	100000	40000	50000	50000
	702	Additions to classrooms for secondary education in Irbid governorate	262617	752879	550000	25000	400000	400000
	703	Establishing various school facilities for secondary education in Irbid Governorate	47190	376000	150000	80000	140000	140000
	704	Additions of classrooms for secondary education in Mafrq governorate	338373	2062760	1400000	426000	1190166	300000
	705	Additions of classrooms for secondary education in Jerash governorate	140975	660000	350000	230000	880000	600000
	706	Additions of classrooms for secondary education in Ajloun governorate	0	550000	350000	450000	1235000	900000
	707	Establishing schools for secondary education in the Capital governorate	1102007	1440000	1100000	1250000	3000000	3965000
	708	Additions of classrooms for secondary education in the Capital governorate	1346435	1706000	1500000	1797000	3668000	2495000
	709	Maintenance and repairs of secondary education schools in the capital governorate	470284	2295002	1300000	921000	720000	620000
	710	Establishing and maintaining various school facilities in the Capital governorate	13975	13000	13000	0	0	0
	712	Additions of classrooms for secondary education in Balqa' governorate	596433	603000	400000	418500	920000	300000
	713	Maintenance and repairs of secondary education schools in Balqa' governorate	97595	81250	50000	0	0	0
	714	Additions of classrooms for secondary education in Zarqa governorate	0	720000	400000	1040000	650000	250000
	715	Establishing various school facilities in Zarqa governorate	143686	100000	50000	0	0	0
	716	Additions of classrooms for secondary education in Ma'daba governorate	232218	490000	350000	450000	600000	1100000
	717	Maintenance and repairs of secondary education schools in Ma'daba governorate	14607	135000	100000	120000	100000	200000
	718	Establishing schools for secondary education in Karak governorate	654999	250000	250000	0	0	0
	719	Additions of classrooms for secondary education in Karak governorate	182742	1195473	750000	120000	120000	0
	720	Additions of classrooms for secondary education in Ma'an governorate	79904	560000	300000	50000	875000	50000
	721	Establishing Aruim Secondary School for Boys / Tafileh Governorate	0	350000	350000	700000	1179000	0
	722	Additions of classrooms for secondary education in Aqaba governorate	53451	0	0	0	0	0
	723	Establishing schools for secondary education in Ajloun governorate	0	400000	100000	300000	600000	1500000
	724	Establishing various school facilities in Ajloun governorate	0	25000	25000	0	250000	0
	725	Establishing schools for secondary education in Balqa' governorate	0	300000	100000	100000	600000	700000
	726	Establishing schools for secondary education in Ma'an governorate	0	400000	200000	600000	600000	100000
	727	Establishing various school facilities in Ma'an governorate	0	0	0	0	180000	500000

(In JDs)

Capital Projects Appropriations According to Program								
Prog.	Projects		Actual	Estimated	Re-estimated	Estimated	Indicative	Indicative
			2018	2019	2019	2020	2021	2022
	728	Establishing various school facilities in Tafila governorate	0	40000	25000	0	100000	300000
	729	Establishing schools for secondary education in Jerash Governorate	0	0	0	0	75000	75000
		Total of Program	9274114	35188334	29413000	20931500	26857166	19270000
4415	001	Special Education Program Administration Project	128398	140000	140000	150000	150000	150000
		Total of Program	128398	140000	140000	150000	150000	150000
4410	001	Social, Sport and Educational Activities Program Administration Project	58012	100000	100000	100000	100000	100000
	005	King Abdullah II Award for Physical Fitness	561248	690000	690000	700000	700000	700000
	012	Al Hussein Camps for Voluntary Work	149944	150000	150000	150000	150000	150000
	701	Establishing The teachers' club / Jerash governorate	399999	500000	200000	100000	750000	950000
	703	Establishing and maintaining school facilities in Ma'daba governorate	0	50000	50000	0	0	0
		Total of Program	1169203	1490000	1190000	1050000	1700000	1900000
4405	001	Vocational Education Program Administration Project	164117	750000	750000	350000	350000	350000
	002	Additions to Vocational Education Schools Buildings	433109	500000	500000	850000	850000	850000
	703	Establishing vocational school and its facilities in Southern Aghwar / Karak governorate	199713	200000	0	0	0	0
	704	Establishing schools and classroom additions for vocational education in the Capital Governorate	0	0	0	200000	927000	1960000
		Total of Program	796939	1450000	1250000	1400000	2127000	3160000
		Total	64866583	113411182	89251000	77865000	122110000	128920000

Overall Summary of Current Expenditures for the Years 2018 - 2022

Chapter: 2501 Ministry of Education

(In JDs)

Group	Item	Description	Actual 2018	Estimated 2019	Re-estimated 2019	Estimated 2020	Indicative 2021	Indicative 2022
21		Compensations of Employees						
2111		Salaries, Wages and Allowances						
	101	Classified Employees	36850483	30609000	30000000	21740000	21183000	20580000
	102	Unclassified Employees	197688285	201896000	201896000	202200000	202000000	199500000
	103	Comprehensive Contract Employees	154909	155000	155000	158000	160000	162000
	105	Personal Cost of Living Allowance	177351273	184104000	183000000	183400000	186790000	188940000
	106	Family Cost of Living Allowance	10930533	11225000	11225000	10937000	11250000	11830000
	110	Overtime Allowance	8841077	8900000	8900000	10000000	10000000	10000000
	111	Additional Allowance	264850505	269475000	269275000	333500000	343509000	354580000
	112	Other Allowances	292379	700000	700000	700000	700000	700000
	113	Transportation Allowance	1461500	1550000	1550000	1550000	1550000	1550000
	114	Transport Allowance	341151	450000	450000	450000	450000	450000
	115	Field Visit Allowance	273572	300000	300000	300000	300000	300000
	116	Employees' Bonuses	789181	1100000	1100000	1100000	1100000	1100000
	120	Contract Employees	13227276	14500000	14500000	21024000	23486000	24657000
Total			713052124	724964000	723051000	787059000	802478000	814349000
2121		Social Security Contributions						
	301	Social Security	68520657	72500000	72500000	81391000	82612000	83851000
Total			68520657	72500000	72500000	81391000	82612000	83851000
22		Use of Goods and Services						
2211		Use of Goods and Services						
	201	Rents	1018130	1250000	1250000	1250000	1300000	1350000
	202	Telecommunications Services	190861	300000	300000	300000	300000	300000
	203	Water	1473122	1500000	1500000	1500000	1600000	1600000
	204	Electricity	5865833	5500000	5500000	6500000	8200000	9100000
	205	Fuels	1594174	1700000	1700000	2040000	2400000	2600000
	206	Maintenance of Machines, furniture and accessories	1104750	1000000	1000000	1000000	1050000	1100000
	207	Maintenance of vehicles, equipment and accessories	419469	400000	400000	450000	450000	450000
	208	Repair and maintenance of buildings and accessories	632	10000	10000	15000	15000	15000
	209	Stationery, Publications and Office Supplies	7968496	11300000	11300000	11500000	11750000	12000000
	210	Substances and raw materials (medicines, clothes, food, films, etc..)	5019907	4990000	4990000	5300000	5500000	5700000
	211	Cleaning services and supplies including cleaning contracts	303669	310000	310000	335000	335000	335000
	212	Insurance	313447	380000	380000	400000	400000	400000
	213	Official Travel Missions	187251	200000	200000	200000	200000	200000
	214	Goods and services expenses	17892090	21160000	21160000	20950000	23000000	24100000
Total			43351831	50000000	50000000	51740000	56500000	59250000
25		Subsidies						
2511		Subsidies to Public Corporations						
	304	Subsidies to non-financial public corporations	80000	80000	80000	80000	80000	80000
Total			80000	80000	80000	80000	80000	80000
26		Subsidy / Grants						
2631		Support to General Government Units						
	313	Support to general government units/current	731964	0	0	0	0	0
Total			731964	0	0	0	0	0
28		Other Expenditures						
2821		Other Current Expenditures						
	302	Contributions	73940	100000	100000	100000	100000	100000
	303	Scientific scholarships and training courses	16126742	15850000	15850000	15850000	17850000	18850000
	305	Non-Employees' Bonuses	49884	50000	50000	50000	50000	50000
Total			16250566	16000000	16000000	16000000	18000000	19000000
Total of Chapter			841987142	863544000	861631000	936270000	959670000	976530000

Current Expenditures According to Program and Activities for the Years 2018 - 2022

Chapter : 2501 - Ministry of Education

(In JDs)

Program : 4401 - Administration and Support Services								
Activity : 601 - Administrative and Support Services								
Group	Item	Description	Actual 2018	Estimated 2019	Re-estimated 2019	Estimated 2020	Indicative 2021	Indicative 2022
21		Compensations of Employees						
2111		Salaries, Wages and Allowances						
	101	Classified Employees	3424645	3300000	2691000	2700000	2700000	2500000
	102	Unclassified Employees	3960505	4100000	4100000	4000000	4000000	3800000
	103	Comprehensive Contract Employees	154909	155000	155000	158000	160000	162000
	105	Personal Cost of Living Allowance	5739651	5800000	5800000	5360000	5500000	5600000
	106	Family Cost of Living Allowance	628945	660000	660000	600000	625000	655000
	110	Overtime Allowance	402463	350000	350000	450000	450000	450000
	111	Additional Allowance	11132126	11250000	11250000	15600000	15900000	16880000
	112	Other Allowances	292379	700000	700000	700000	700000	700000
	113	Transportation Allowance	1461500	1550000	1550000	1550000	1550000	1550000
	114	Transport Allowance	341151	450000	450000	450000	450000	450000
	115	Field Visit Allowance	273572	300000	300000	300000	300000	300000
	116	Employees' Bonuses	325745	426500	426500	341000	351000	361000
	120	Contract Employees	55746	80000	80000	850000	870000	1000000
Total			28193337	29121500	28512500	33059000	33556000	34408000
2121		Social Security Contributions						
	301	Social Security	2649999	2771000	2771000	3000000	3200000	3300000
Total			2649999	2771000	2771000	3000000	3200000	3300000
22		Use of Goods and Services						
2211		Use of Goods and Services						
	201	Rents	857069	1070000	1070000	1070000	1070000	1120000
	202	Telecommunications Services	190861	285000	285000	285000	285000	285000
	203	Water	79433	80000	80000	80000	80000	80000
	204	Electricity	342073	420000	420000	420000	420000	420000
	205	Fuels	524999	525000	525000	525000	525000	525000
	001	Heating	250000	250000	250000	250000	250000	250000
	002	Saloon vehicles	200000	200000	200000	200000	200000	200000
	003	Transport vehicles and heavy equipment	74999	75000	75000	75000	75000	75000
	206	Maintenance of Machines, furniture and accessories	192018	193000	193000	220000	220000	220000
	207	Maintenance of vehicles, equipment and accessories	387599	368000	368000	418000	418000	418000
	209	Stationery, Publications and Office Supplies	331988	333000	333000	325000	325000	330000
	210	Substances and raw materials (medicines, clothes, food, films, etc..)	365040	339000	339000	410000	410000	410000
	211	Cleaning services and supplies including cleaning contracts	243998	244000	244000	280000	280000	280000
	212	Insurance	283447	350000	350000	370000	370000	370000
	213	Official Travel Missions	79500	75000	75000	55000	55000	55000
	214	Goods and services expenses	30881	55000	55000	55000	55000	55000
	001	Events and hospitality	948	5000	5000	5000	5000	5000
	007	Cultural consultants expenditures	0	5000	5000	0	0	0
	008	Advertisements and subscriptions	29933	45000	45000	50000	50000	50000
Total			3908906	4337000	4337000	4513000	4513000	4568000
28		Other Expenditures						
2821		Other Current Expenditures						
	302	Contributions	73940	100000	100000	100000	100000	100000
	303	Scientific scholarships and training courses	5266427	14085000	14085000	14085000	16085000	17085000
	000	Scientific scholarships and training courses	16232	85000	85000	85000	85000	85000
	008	Scholarships/ Royal Decree (endowment) to teachers' children	15250195	14000000	14000000	14000000	16000000	17000000
	305	Non-Employees' Bonuses	49884	50000	50000	50000	50000	50000
Total			15390251	14235000	14235000	14235000	16235000	17235000
Total of Activity			50142493	50464500	49855500	54807000	57504000	59511000
Activity : 602 - Supporting the Arabic Language Academy								
Group	Item	Description	Actual 2018	Estimated 2019	Re-estimated 2019	Estimated 2020	Indicative 2021	Indicative 2022
26		Subsidy / Grants						
2631		Support to General Government Units						
	313	Support to general government units/current	731964	0	0	0	0	0
	023	Arabic Language Academy	731964	0	0	0	0	0
Total			731964	0	0	0	0	0
Total of Activity			731964	0	0	0	0	0
Total of Program			50874457	50464500	49855500	54807000	57504000	59511000

Current Expenditures According to Program and Activities for the Years 2018 - 2022

Chapter : 2501 - Ministry of Education

(In JDs)

Program : 4405 - Vocational Education								
Activity : 601 - Teaching vocational education students								
Group	Item	Description	Actual 2018	Estimated 2019	Re-estimated 2019	Estimated 2020	Indicative 2021	Indicative 2022
21		Compensations of Employees						
2111		Salaries, Wages and Allowances						
	101	Classified Employees	1517601	1370000	1370000	1300000	1250000	1100000
	102	Unclassified Employees	4595528	4700000	4700000	4500000	4200000	4000000
	105	Personal Cost of Living Allowance	5099768	5200000	5200000	5000000	5000000	5000000
	106	Family Cost of Living Allowance	360740	395000	395000	395000	395000	395000
	110	Overtime Allowance	472142	500000	500000	500000	500000	500000
	111	Additional Allowance	8572086	8700000	8700000	11500000	12000000	12600000
	116	Employees' Bonuses	4530	7500	7500	108000	108000	108000
	120	Contract Employees	25823	75000	75000	280000	300000	330000
Total			20648218	20947500	20947500	23583000	23753000	24033000
2121		Social Security Contributions						
	301	Social Security	2399962	2550000	2550000	3691000	3712000	3731000
Total			2399962	2550000	2550000	3691000	3712000	3731000
22		Use of Goods and Services						
2211		Use of Goods and Services						
	202	Telecommunications Services	0	4000	4000	4000	4000	4000
	203	Water	99925	100000	100000	100000	100000	100000
	204	Electricity	249990	250000	250000	250000	250000	250000
	205	Fuels	200000	200000	200000	200000	200000	205000
	001	Heating	75000	75000	75000	75000	75000	80000
	002	Saloon vehicles	75000	75000	75000	75000	75000	75000
	003	Transport vehicles and heavy equipment	50000	50000	50000	50000	50000	50000
	206	Maintenance of Machines, furniture and accessories	68872	69000	69000	71000	71000	71000
	207	Maintenance of vehicles, equipment and accessories	1991	2000	2000	2000	2000	2000
	209	Stationery, Publications and Office Supplies	4971	5000	5000	5000	5000	5000
	210	Substances and raw materials (medicines, clothes, food, films, etc..)	390976	376000	376000	380000	380000	380000
	211	Cleaning services and supplies including cleaning contracts	19766	26000	26000	15000	15000	15000
	212	Insurance	30000	30000	30000	30000	30000	30000
	213	Official Travel Missions	412	5000	5000	5000	5000	5000
Total			1066903	1067000	1067000	1062000	1062000	1067000
Total of Activity			24115083	24564500	24564500	28336000	28527000	28831000
Total of Program			24115083	24564500	24564500	28336000	28527000	28831000

Current Expenditures According to Program and Activities for the Years 2018 - 2022

Chapter : 2501 - Ministry of Education

(In JDs)

Program : 4410 - Social, Sports and Educational Activities								
Activity : 601 - Organizing sports tournaments, and national festivals and celebrations								
Group	Item	Description	Actual 2018	Estimated 2019	Re-estimated 2019	Estimated 2020	Indicative 2021	Indicative 2022
21		Compensations of Employees						
2111		Salaries, Wages and Allowances						
	116	Employees' Bonuses	7985	8000	8000	10000	12000	14000
Total			7985	8000	8000	10000	12000	14000
22		Use of Goods and Services						
2211		Use of Goods and Services						
	206	Maintenance of Machines, furniture and accessories	14790	15000	15000	15000	15000	15000
	209	Stationery, Publications and Office Supplies	4965	5000	5000	5000	5000	5000
	210	Substances and raw materials (medicines, clothes, food, films, etc..)	9971	10000	10000	10000	10000	10000
	214	Goods and services expenses	210992	215000	215000	243000	243000	255000
	017	Sport tournaments, festivals and national celebrations expenditures	176674	180000	180000	208000	208000	220000
	018	Expenditures of preparation of sport teams and national teams	34318	35000	35000	35000	35000	35000
Total			240718	245000	245000	273000	273000	285000
Total of Activity			248703	253000	253000	283000	285000	299000
Activity : 602 - Organizing cultural and artistic activities								
Group	Item	Description	Actual 2018	Estimated 2019	Re-estimated 2019	Estimated 2020	Indicative 2021	Indicative 2022
21		Compensations of Employees						
2111		Salaries, Wages and Allowances						
	116	Employees' Bonuses	2810	15000	15000	15000	15000	15000
Total			2810	15000	15000	15000	15000	15000
22		Use of Goods and Services						
2211		Use of Goods and Services						
	206	Maintenance of Machines, furniture and accessories	2952	3000	3000	3000	3000	3000
	210	Substances and raw materials (medicines, clothes, food, films, etc..)	7999	8000	8000	30000	30000	30000
	214	Goods and services expenses	94278	80000	80000	100000	125000	155000
	017	Sport tournaments, festivals and national celebrations expenditures	94278	80000	80000	100000	125000	155000
Total			105229	91000	91000	133000	158000	188000
Total of Activity			108039	106000	106000	148000	173000	203000
Activity : 603 - Organizing summer clubs activities								
Group	Item	Description	Actual 2018	Estimated 2019	Re-estimated 2019	Estimated 2020	Indicative 2021	Indicative 2022
22		Use of Goods and Services						
2211		Use of Goods and Services						
	210	Substances and raw materials (medicines, clothes, food, films, etc..)	14987	15000	15000	20000	20000	20000
	214	Goods and services expenses	9747	10000	10000	10000	10000	10000
	019	Summer camps	9747	10000	10000	10000	10000	10000
Total			24734	25000	25000	30000	30000	30000
Total of Activity			24734	25000	25000	30000	30000	30000

Current Expenditures According to Program and Activities for the Years 2018 - 2022

Chapter : 2501 - Ministry of Education

(In JDs)

Program : 4410 - Social, Sports and Educational Activities								
Activity : 604 - Supporting educational events								
Group	Item	Description	Actual 2018	Estimated 2019	Re-estimated 2019	Estimated 2020	Indicative 2021	Indicative 2022
21		Compensations of Employees						
2111		Salaries, Wages and Allowances						
	110	Overtime Allowance	23	50000	50000	50000	50000	50000
	116	Employees' Bonuses	735	8000	8000	11000	11000	11000
Total			758	58000	58000	61000	61000	61000
22		Use of Goods and Services						
2211		Use of Goods and Services						
	201	Rents	61226	80000	80000	80000	80000	80000
	206	Maintenance of Machines, furniture and accessories	6656	10000	10000	10000	10000	10000
	210	Substances and raw materials (medicines, clothes, food, films, etc..)	34931	35000	35000	40000	45000	45000
	214	Goods and services expenses	334999	313000	313000	337000	337000	387000
	001	Events and hospitality	60	3000	3000	3000	3000	3000
	037	Educational activities	334939	310000	310000	334000	334000	384000
Total			437812	438000	438000	467000	472000	522000
25		Subsidies						
2511		Subsidies to Public Corporations						
	304	Subsidies to non-financial public corporations	80000	80000	80000	80000	80000	80000
	028	School Athletics Union Support	80000	80000	80000	80000	80000	80000
Total			80000	80000	80000	80000	80000	80000
Total of Activity			518570	576000	576000	608000	613000	663000
Total of Program			900046	960000	960000	1069000	1101000	1195000

Current Expenditures Accounting to Program and Activities for the Years 2018 - 2022

Chapter : 2501 - Ministry of Education

(In JDs)

Program : 4415 - Special Education								
Activity : 601 - Taking care of talented students and students with special needs								
Group	Item	Description	Actual 2018	Estimated 2019	Re-estimated 2019	Estimated 2020	Indicative 2021	Indicative 2022
21		Compensations of Employees						
2111		Salaries, Wages and Allowances						
	102	Unclassified Employees	853038	880000	880000	850000	850000	850000
	105	Personal Cost of Living Allowance	597952	610000	610000	640000	640000	640000
	106	Family Cost of Living Allowance	11696	24000	24000	25000	25000	25000
	111	Additional Allowance	896925	1070000	1070000	2000000	2055000	2100000
	116	Employees' Bonuses	131920	185000	185000	215000	215000	215000
Total			2491531	2769000	2769000	3730000	3785000	3830000
2121		Social Security Contributions						
	301	Social Security	449999	525000	525000	850000	850000	850000
Total			449999	525000	525000	850000	850000	850000
22		Use of Goods and Services						
2211		Use of Goods and Services						
	201	Rents	99835	100000	100000	100000	150000	150000
	202	Telecommunications Services	0	2000	2000	2000	2000	2000
	203	Water	4987	5000	5000	5000	5000	5000
	204	Electricity	4993	5000	5000	5000	5000	5000
	205	Fuels	50000	50000	50000	50000	50000	50000
	001	Heating	25000	25000	25000	25000	25000	25000
	002	Saloon vehicles	15000	15000	15000	15000	15000	15000
	003	Transport vehicles and heavy equipment	10000	10000	10000	10000	10000	10000
	206	Maintenance of Machines, furniture and accessories	24982	25000	25000	25000	25000	25000
	207	Maintenance of vehicles, equipment and accessories	29879	30000	30000	30000	30000	30000
	208	Repair and maintenance of buildings and accessories	632	10000	10000	15000	15000	15000
	209	Stationery, Publications and Office Supplies	99946	100000	100000	115000	125000	125000
	210	Substances and raw materials (medicines, clothes, food, films, etc..)	189712	155000	155000	155000	155000	175000
	211	Cleaning services and supplies including cleaning contracts	39905	40000	40000	40000	40000	40000
	213	Official Travel Missions	15000	15000	15000	15000	15000	15000
Total			559871	537000	537000	557000	617000	637000
28		Other Expenditures						
2821		Other Current Expenditures						
	303	Scientific scholarships and training courses	324	5000	5000	5000	5000	5000
Total			324	5000	5000	5000	5000	5000
Total of Activity			3501725	3836000	3836000	5142000	5257000	5322000
Total of Program			3501725	3836000	3836000	5142000	5257000	5322000

Current Expenditures According to Program and Activities for the Years 2018 - 2022

Chapter : 2501 - Ministry of Education

(In JDs)

Program : 4420 - Kindergarten Education								
Activity : 601 - Teaching the students of KG								
Group	Item	Description	Actual 2018	Estimated 2019	Re-estimated 2019	Estimated 2020	Indicative 2021	Indicative 2022
21		Compensations of Employees						
2111		Salaries, Wages and Allowances						
	101	Classified Employees	99441	89000	89000	90000	90000	90000
	102	Unclassified Employees	713169	730000	730000	700000	700000	700000
	105	Personal Cost of Living Allowance	606443	620000	620000	700000	700000	700000
	106	Family Cost of Living Allowance	1772	2000	2000	5000	5000	5000
	111	Additional Allowance	828970	950000	950000	1300000	1400000	1500000
Total			2249795	2391000	2391000	2795000	2895000	2995000
2121		Social Security Contributions						
	301	Social Security	524994	625000	625000	850000	850000	850000
Total			524994	625000	625000	850000	850000	850000
22		Use of Goods and Services						
2211		Use of Goods and Services						
	203	Water	14876	15000	15000	15000	15000	15000
	204	Electricity	25000	25000	25000	25000	25000	25000
	205	Fuels	25000	25000	25000	25000	25000	25000
	001	Heating	20000	20000	20000	20000	20000	20000
	002	Saloon vehicles	5000	5000	5000	5000	5000	5000
	209	Stationery, Publications and Office Supplies	36093	43000	43000	70000	70000	70000
Total			100969	108000	108000	135000	135000	135000
Total of Activity			2875758	3124000	3124000	3780000	3880000	3980000
Total of Program			2875758	3124000	3124000	3780000	3880000	3980000

Current Expenditures According to Program and Activities for the Years 2018 - 2022

Chapter : 2501 - Ministry of Education

(In JDs)

Program : 4425 - Primary Education								
Activity : 601 - Teaching the students of primary education phase								
Group	Item	Description	Actual 2018	Estimated 2019	Re-estimated 2019	Estimated 2020	Indicative 2021	Indicative 2022
21		Compensations of Employees						
2111		Salaries, Wages and Allowances						
	101	Classified Employees	27959941	22500000	22500000	14460000	13953000	13700000
	102	Unclassified Employees	173038461	175986000	175986000	177000000	177100000	175000000
	105	Personal Cost of Living Allowance	150765772	156374000	155270000	156000000	158500000	160000000
	106	Family Cost of Living Allowance	8827764	9019000	9019000	8737000	9000000	9500000
	111	Additional Allowance	218921957	222000000	221800000	265100000	272654000	279000000
	116	Employees' Bonuses	49919	50000	50000	50000	50000	50000
	120	Contract Employees	12147432	13345000	13345000	18145000	20316000	21156000
Total			591711246	599274000	597970000	639492000	651573000	658406000
2121		Social Security Contributions						
	301	Social Security	52474988	54279000	54279000	60000000	61000000	62120000
Total			52474988	54279000	54279000	60000000	61000000	62120000
22		Use of Goods and Services						
2211		Use of Goods and Services						
	202	Telecommunications Services	0	4000	4000	4000	4000	4000
	203	Water	974580	1000000	1000000	1000000	1100000	1100000
	204	Electricity	2978990	3300000	3300000	4300000	6000000	6900000
	205	Fuels	584869	685000	685000	845000	1105000	1300000
	001	Heating	249973	350000	350000	500000	710000	870000
	002	Saloon vehicles	249896	250000	250000	260000	300000	330000
	003	Transport vehicles and heavy equipment	85000	85000	85000	85000	95000	100000
	206	Maintenance of Machines, furniture and accessories	750216	625000	625000	596000	646000	696000
	209	Stationery, Publications and Office Supplies	815854	692000	692000	710000	775000	800000
	210	Substances and raw materials (medicines, clothes, food, films, etc..)	532213	530000	530000	683000	778000	858000
	213	Official Travel Missions	92339	105000	105000	125000	125000	125000
	214	Goods and services expenses	149588	3350000	3350000	3475000	3550000	3650000
	020	Education Quality Control Test	149588	100000	100000	150000	150000	150000
	092	School activities	0	3250000	3250000	3325000	3400000	3500000
Total			6878649	10291000	10291000	11738000	14083000	15433000
Total of Activity			651064883	663844000	662540000	711230000	726656000	735959000
Activity : 602 - Scientific scholarships and cultural relations								
Group	Item	Description	Actual 2018	Estimated 2019	Re-estimated 2019	Estimated 2020	Indicative 2021	Indicative 2022
28		Other Expenditures						
2821		Other Current Expenditures						
	303	Scientific scholarships and training courses	859991	1755000	1755000	1745000	1745000	1745000
Total			859991	1755000	1755000	1745000	1745000	1745000
Total of Activity			859991	1755000	1755000	1745000	1745000	1745000
Activity : 603 - Printing school textbooks								
Group	Item	Description	Actual 2018	Estimated 2019	Re-estimated 2019	Estimated 2020	Indicative 2021	Indicative 2022
22		Use of Goods and Services						
2211		Use of Goods and Services						
	209	Stationery, Publications and Office Supplies	5936460	9172000	9172000	9375000	9500000	9720000
Total			5936460	9172000	9172000	9375000	9500000	9720000
Total of Activity			5936460	9172000	9172000	9375000	9500000	9720000
Activity : 604 - Additional education								
Group	Item	Description	Actual 2018	Estimated 2019	Re-estimated 2019	Estimated 2020	Indicative 2021	Indicative 2022
21		Compensations of Employees						
2111		Salaries, Wages and Allowances						
	110	Overtime Allowance	4999374	5000000	5000000	6000000	6000000	6000000
	001	Further education	4999374	5000000	5000000	6000000	6000000	6000000
Total			4999374	5000000	5000000	6000000	6000000	6000000
Total of Activity			4999374	5000000	5000000	6000000	6000000	6000000

Current Expenditures According to Program and Activities for the Years 2018 - 2022

Chapter : 2501 - Ministry of Education

(In JDs)

Program : 4425 - Primary Education								
Activity : 607 - School Nutrition								
Group	Item	Description	Actual 2018	Estimated 2019	Re-estimated 2019	Estimated 2020	Indicative 2021	Indicative 2022
22		Use of Goods and Services						
2211		Use of Goods and Services						
	210	Substances and raw materials (medicines, clothes, food, films, etc..)	3447131	3500000	3500000	3550000	3650000	3750000
	027	Living supply	3447131	3500000	3500000	3550000	3650000	3750000
Total			3447131	3500000	3500000	3550000	3650000	3750000
Total of Activity			3447131	3500000	3500000	3550000	3650000	3750000
Total of Program			666307839	683271000	681967000	731900000	747551000	757174000

Current Expenditures According to Program and Activities for the Years 2018 - 2022

Chapter : 2501 - Ministry of Education

(In JDs)

Program : 4430 - Secondary Education								
Activity : 601 - Teaching the students of secondary education phase								
Group	Item	Description	Actual 2018	Estimated 2019	Re-estimated 2019	Estimated 2020	Indicative 2021	Indicative 2022
21		Compensations of Employees						
2111		Salaries, Wages and Allowances						
	101	Classified Employees	3848855	3350000	3350000	3190000	3190000	3190000
	102	Unclassified Employees	14527584	15500000	15500000	15150000	15150000	15150000
	105	Personal Cost of Living Allowance	14541687	15500000	15500000	15700000	16450000	17000000
	106	Family Cost of Living Allowance	1099616	1125000	1125000	1175000	1200000	1250000
	111	Additional Allowance	24498441	25505000	25505000	38000000	39500000	42500000
	120	Contract Employees	998275	1000000	1000000	1749000	2000000	2171000
Total			59514458	61980000	61980000	74964000	77490000	81261000
2121		Social Security Contributions						
	301	Social Security	10020715	11750000	11750000	13000000	13000000	13000000
Total			10020715	11750000	11750000	13000000	13000000	13000000
22		Use of Goods and Services						
2211		Use of Goods and Services						
	202	Telecommunications Services	0	5000	5000	5000	5000	5000
	203	Water	299321	300000	300000	300000	300000	300000
	204	Electricity	2264787	1500000	1500000	1500000	1500000	1500000
	205	Fuels	199306	205000	205000	385000	485000	485000
	001	Heating	119939	120000	120000	200000	300000	300000
	002	Saloon vehicles	44367	50000	50000	150000	150000	150000
	003	Transport vehicles and heavy equipment	35000	35000	35000	35000	35000	35000
	206	Maintenance of Machines, furniture and accessories	9986	10000	10000	10000	10000	10000
	209	Stationery, Publications and Office Supplies	277244	435000	435000	435000	435000	435000
	210	Substances and raw materials (medicines, clothes, food, films, etc..)	26947	22000	22000	22000	22000	22000
	214	Goods and services expenses	536	52000	52000	50000	50000	50000
	001	Events and hospitality	536	52000	52000	50000	50000	50000
Total			3078127	2529000	2529000	2707000	2807000	2807000
28		Other Expenditures						
2821		Other Current Expenditures						
	303	Scientific scholarships and training courses	0	5000	5000	15000	15000	15000
Total			0	5000	5000	15000	15000	15000
Total of Activity			72613300	76264000	76264000	90686000	93312000	97083000
Activity : 602 - General Secondary Examination								
Group	Item	Description	Actual 2018	Estimated 2019	Re-estimated 2019	Estimated 2020	Indicative 2021	Indicative 2022
22		Use of Goods and Services						
2211		Use of Goods and Services						
	206	Maintenance of Machines, furniture and accessories	34278	50000	50000	50000	50000	50000
	209	Stationery, Publications and Office Supplies	354919	355000	355000	300000	350000	350000
	214	Goods and services expenses	17061069	17085000	17085000	16680000	18630000	19538000
	015	Transport and shipment wages	1109183	1085000	1085000	1180000	1230000	1338000
	016	Wages for workers on General Secondary School Examinations	15951886	16000000	16000000	15500000	17400000	18200000
Total			17450266	17490000	17490000	17030000	19030000	19938000
Total of Activity			17450266	17490000	17490000	17030000	19030000	19938000
Activity : 603 - Additional education								
Group	Item	Description	Actual 2018	Estimated 2019	Re-estimated 2019	Estimated 2020	Indicative 2021	Indicative 2022
21		Compensations of Employees						
2111		Salaries, Wages and Allowances						
	110	Overtime Allowance	2967075	3000000	3000000	3000000	3000000	3000000
	001	Further education	2967075	3000000	3000000	3000000	3000000	3000000
Total			2967075	3000000	3000000	3000000	3000000	3000000
Total of Activity			2967075	3000000	3000000	3000000	3000000	3000000
Total of Program			93030641	96754000	96754000	110716000	115342000	120021000

Current Expenditures According to Program and Activities for the Years 2018 - 2022

Chapter : 2501 - Ministry of Education

(In JDs)

Program : 4435 - Literacy Elimination and Adult Education								
Activity : 601 - Teaching the elderly and illiteracy								
Group	Item	Description	Actual 2018	Estimated 2019	Re-estimated 2019	Estimated 2020	Indicative 2021	Indicative 2022
21		Compensations of Employees						
2111		Salaries, Wages and Allowances						
	116	Employees' Bonuses	265537	400000	400000	350000	338000	326000
Total			265537	400000	400000	350000	338000	326000
22		Use of Goods and Services						
2211		Use of Goods and Services						
	205	Fuels	10000	10000	10000	10000	10000	10000
	001	Heating	10000	10000	10000	10000	10000	10000
	209	Stationery, Publications and Office Supplies	106056	160000	160000	160000	160000	160000
Total			116056	170000	170000	170000	170000	170000
Total of Activity			381593	570000	570000	520000	508000	496000
Total of Program			381593	570000	570000	520000	508000	496000
Total of Chapter			841987142	863544000	861631000	936270000	959670000	976530000

Overall Summary of Capital Expenditures for the Years 2018 - 2022

Chapter : 2501 Ministry of Education

(In JDs)

Group	Item	Description	Actual 2018	Estimated 2019	Re-estimated 2019	Estimated 2020	Indicative 2021	Indicative 2022
		Expenditures						
22		Use of Goods and Services						
2211		Use of Goods and Services						
	510	Buildings and facilities repair and maintenance	2998227	12578444	8688000	6258998	7487000	7460000
	512	Operating and Sustaining Expenditures	25705996	20206970	20010000	19563000	14003000	14003000
Total			28704223	32785414	28698000	25821998	21490000	21463000
28		Other Expenditures						
2822		Other Capital Expenditures						
	504	Studies, Research and Consultations	149625	150000	150000	150000	480000	590000
Total			149625	150000	150000	150000	480000	590000
		Fixed Assets						
31		Non-financial Assets						
3111		Buildings and Constructions						
	508	Works and Constructions	31918303	74242367	55224000	47378776	94363000	101350000
Total			31918303	74242367	55224000	47378776	94363000	101350000
3112		Devices, Machinery and Equipment						
	505	Equipment, Machines and Devices	1582612	2011000	1802000	1367000	1467000	1467000
Total			1582612	2011000	1802000	1367000	1467000	1467000
3113		Other Fixed Assets						
	511	Equipping and furnishing	2086905	1635000	1495000	2060000	2100000	2100000
Total			2086905	1635000	1495000	2060000	2100000	2100000
3122		Inventories						
	503	Materials and supplies	25000	125000	25000	30000	30000	30000
Total			25000	125000	25000	30000	30000	30000
3141		Lands						
	507	Lands	399915	2462401	1857000	1057226	2180000	1920000
Total			399915	2462401	1857000	1057226	2180000	1920000
Total of Chapter			64866583	113411182	89251000	77865000	122110000	128920000

Capital Expenditures According to Program and Projects for the Years 2018 - 2022

Chapter : 2501 Ministry of Education

(In JDs)

Program 4401 Administration and Support Services								
Project		001 Sustaining and Operating Educational Services						
Fund Source		102001	Capital (Treasury)					
Group	Item	Description	Actual 2018	Estimated 2019	Re-estimated 2019	Estimated 2020	Indicative 2021	Indicative 2022
22		Use of Goods and Services						
2211		Use of Goods and Services						
	510	Buildings and facilities repair and maintenance						
	008	Buildings and facilities maintenance	99518	70000	70000	70000	70000	70000
		Total of Item	99518	70000	70000	70000	70000	70000
	512	Operating and Sustaining Expenditures						
	015	Operating systems and software	35000	75000	75000	68000	68000	68000
		Total of Item	35000	75000	75000	68000	68000	68000
28		Other Expenditures						
2822		Other Capital Expenditures						
	504	Studies, Research and Consultations						
	014	Studies, research and design	149625	150000	150000	150000	150000	150000
		Total of Item	149625	150000	150000	150000	150000	150000
31		Non-financial Assets						
3112		Devices, Machinery and Equipment						
	505	Equipment, Machines and Devices						
	001	Computers and accessories	92278	105000	105000	112000	112000	112000
		Total of Item	92278	105000	105000	112000	112000	112000
		Total of Project / Treasury	376421	400000	400000	400000	400000	400000
Project		007 Development of the Educational Information Management System						
Fund Source		102001	Capital (Treasury)					
Group	Item	Description	Actual 2018	Estimated 2019	Re-estimated 2019	Estimated 2020	Indicative 2021	Indicative 2022
22		Use of Goods and Services						
2211		Use of Goods and Services						
	512	Operating and Sustaining Expenditures						
	011	Capacity building expenses	0	100000	100000	100000	100000	100000
	015	Operating systems and software	0	100000	100000	100000	100000	100000
		Total of Item	0	200000	200000	200000	200000	200000
		Total of Project / Treasury	0	200000	200000	200000	200000	200000
Project		009 Electronic Archiving Project						
Fund Source		102001	Capital (Treasury)					
Group	Item	Description	Actual 2018	Estimated 2019	Re-estimated 2019	Estimated 2020	Indicative 2021	Indicative 2022
22		Use of Goods and Services						
2211		Use of Goods and Services						
	512	Operating and Sustaining Expenditures						
	015	Operating systems and software	99985	50000	50000	0	0	0
		Total of Item	99985	50000	50000	0	0	0
		Total of Project / Treasury	99985	50000	50000	0	0	0
Project		701 Establishing buildings for Education Directorates in Mafraq governorate						
Fund Source		102001	Capital (Treasury)					
Group	Item	Description	Actual 2018	Estimated 2019	Re-estimated 2019	Estimated 2020	Indicative 2021	Indicative 2022
31		Non-financial Assets						
3111		Buildings and Constructions						
	508	Works and Constructions						
	013	Construction of buildings	607937	460000	350000	600000	650000	1400000
		Total of Item	607937	460000	350000	600000	650000	1400000
		Total of Project / Treasury	607937	460000	350000	600000	650000	1400000

Capital Expenditures According to Program and Projects for the Years 2018 - 2022

Chapter : 2501 Ministry of Education

(In JDs)

Program 4401 Administration and Support Services								
Project		702 Establishing buildings for Education Directorates in Balq'a governorate						
Fund Source		102001 Capital (Treasury)						
Group	Item	Description	Actual 2018	Estimated 2019	Re-estimated 2019	Estimated 2020	Indicative 2021	Indicative 2022
31		Non-financial Assets						
3111		Buildings and Constructions						
	508	Works and Constructions						
	013	Construction of buildings	319614	150000	0	0	0	0
		Total of Item	319614	150000	0	0	0	0
		Total of Project / Treasury	319614	150000	0	0	0	0
Project		703 Establishing building for Education Directorate of Russayfah district / Zarqa Governorate						
Fund Source		102001 Capital (Treasury)						
Group	Item	Description	Actual 2018	Estimated 2019	Re-estimated 2019	Estimated 2020	Indicative 2021	Indicative 2022
31		Non-financial Assets						
3111		Buildings and Constructions						
	508	Works and Constructions						
	013	Construction of buildings	106500	250000	0	0	350000	700000
		Total of Item	106500	250000	0	0	350000	700000
		Total of Project / Treasury	106500	250000	0	0	350000	700000
Project		705 Establishment of teachers' club / Aqaba Governorate						
Fund Source		102001 Capital (Treasury)						
Group	Item	Description	Actual 2018	Estimated 2019	Re-estimated 2019	Estimated 2020	Indicative 2021	Indicative 2022
31		Non-financial Assets						
3111		Buildings and Constructions						
	508	Works and Constructions						
	013	Construction of buildings	0	0	0	0	400000	200000
		Total of Item	0	0	0	0	400000	200000
		Total of Project / Treasury	0	0	0	0	400000	200000
Total of Program			1510457	1510000	1000000	1200000	2000000	2900000

Capital Expenditures According to Program and Projects for the Years 2018 - 2022

Chapter : 2501 Ministry of Education

(In JDs)

Program 4405 Vocational Education								
Project		001 Vocational Education Program Administration Project						
Fund Source		102001	Capital (Treasury)					
Group	Item	Description	Actual 2018	Estimated 2019	Re-estimated 2019	Estimated 2020	Indicative 2021	Indicative 2022
22		Use of Goods and Services						
2211		Use of Goods and Services						
	510	Buildings and facilities repair and maintenance						
	007	School buildings maintenance	9752	10000	10000	15000	15000	15000
		Total of Item	9752	10000	10000	15000	15000	15000
	512	Operating and Sustaining Expenditures						
	008	Qualifying and training expenses	1027	20000	20000	25000	25000	25000
	017	Promotion, advertising and awareness	4928	5000	5000	5000	5000	5000
		Total of Item	5955	25000	25000	30000	30000	30000
31		Non-financial Assets						
3112		Devices, Machinery and Equipment						
	505	Equipment, Machines and Devices						
	004	Educational devices and equipment	38646	615000	615000	190000	190000	190000
	006	Public safety devices and equipment	39764	40000	40000	45000	45000	45000
		Total of Item	78410	655000	655000	235000	235000	235000
3113		Other Fixed Assets						
	511	Equipping and furnishing						
	003	Furnishing and equipping school buildings	50000	40000	40000	45000	45000	45000
		Total of Item	50000	40000	40000	45000	45000	45000
3122		Inventories						
	503	Materials and supplies						
	004	School supplies	20000	20000	20000	25000	25000	25000
		Total of Item	20000	20000	20000	25000	25000	25000
		Total of Project / Treasury	164117	750000	750000	350000	350000	350000
Project		002 Additions to Vocational Education Schools Buildings						
Fund Source		102001	Capital (Treasury)					
Group	Item	Description	Actual 2018	Estimated 2019	Re-estimated 2019	Estimated 2020	Indicative 2021	Indicative 2022
31		Non-financial Assets						
3111		Buildings and Constructions						
	508	Works and Constructions						
	006	School extensions	74755	150000	150000	250000	250000	250000
	014	Buildings extensions	0	300000	300000	250000	250000	250000
		Total of Item	74755	450000	450000	500000	500000	500000
3112		Devices, Machinery and Equipment						
	505	Equipment, Machines and Devices						
	004	Educational devices and equipment	299343	0	0	300000	300000	300000
		Total of Item	299343	0	0	300000	300000	300000
3113		Other Fixed Assets						
	511	Equipping and furnishing						
	003	Furnishing and equipping school buildings	59011	50000	50000	50000	50000	50000
		Total of Item	59011	50000	50000	50000	50000	50000
		Total of Project / Treasury	433109	500000	500000	850000	850000	850000

Capital Expenditures According to Program and Projects for the Years 2018 - 2022

Chapter : 2501 Ministry of Education

(In JDs)

Program 4405 Vocational Education								
Project		703 Establishing vocational school and its facilities in Southern Aghwar / Karak governorate						
Fund Source		102001	Capital (Treasury)					
Group	item	Description	Actual 2018	Estimated 2019	Re-estimated 2019	Estimated 2020	Indicative 2021	Indicative 2022
31		Non-financial Assets						
3111		Buildings and Constructions						
	508	Works and Constructions						
	005	Construction of school buildings	199713	200000	0	0	0	0
		Total of Item	199713	200000	0	0	0	0
		Total of Project / Treasury	199713	200000	0	0	0	0
Project		704 Establishing schools and classroom additions for vocational education in the Capital Governorate						
Fund Source		102001	Capital (Treasury)					
Group	item	Description	Actual 2018	Estimated 2019	Re-estimated 2019	Estimated 2020	Indicative 2021	Indicative 2022
31		Non-financial Assets						
3111		Buildings and Constructions						
	508	Works and Constructions						
	005	Construction of school buildings	0	0	0	200000	927000	1960000
		Total of Item	0	0	0	200000	927000	1960000
		Total of Project / Treasury	0	0	0	200000	927000	1960000
Total of Program			796939	1450000	1250000	1400000	2127000	3160000

Capital Expenditures According to Program and Projects for the Years 2018 - 2022

Chapter : 2501 Ministry of Education

(In JDs)

Program 4410 Social, Sports and Educational Activities								
Project		001 Social, Sport and Educational Activities Program Administration Project						
Fund Source		102001	Capital (Treasury)					
Group	Item	Description	Actual 2018	Estimated 2019	Re-estimated 2019	Estimated 2020	Indicative 2021	Indicative 2022
22		Use of Goods and Services						
2211		Use of Goods and Services						
	510	Buildings and facilities repair and maintenance						
	009	Buildings repair and renovation	10842	20000	20000	20000	20000	20000
		Total of Item	10842	20000	20000	20000	20000	20000
31		Non-financial Assets						
3112		Devices, Machinery and Equipment						
	505	Equipment, Machines and Devices						
	004	Educational devices and equipment	15620	15000	15000	15000	15000	15000
		Total of Item	15620	15000	15000	15000	15000	15000
3113		Other Fixed Assets						
	511	Equipping and furnishing						
	003	Furnishing and equipping school buildings	31550	65000	65000	35000	35000	35000
	007	Furnishing and equipping sports facilities and gyms	0	0	0	10000	10000	10000
	008	Furnishing and equipping cultural centers and theaters	0	0	0	20000	20000	20000
		Total of Item	31550	65000	65000	65000	65000	65000
		Total of Project / Treasury	58012	100000	100000	100000	100000	100000
Project		005 King Abdullah II Award for Physical Fitness						
Fund Source		102001	Capital (Treasury)					
Group	Item	Description	Actual 2018	Estimated 2019	Re-estimated 2019	Estimated 2020	Indicative 2021	Indicative 2022
22		Use of Goods and Services						
2211		Use of Goods and Services						
	512	Operating and Sustaining Expenditures						
	011	Capacity building expenses	377674	380000	380000	390000	390000	390000
	032	Conferences, celebrations and workshops	49135	50000	50000	50000	50000	50000
		Total of Item	426809	430000	430000	440000	440000	440000
31		Non-financial Assets						
3112		Devices, Machinery and Equipment						
	505	Equipment, Machines and Devices						
	021	Sports gear	134439	260000	260000	260000	260000	260000
		Total of Item	134439	260000	260000	260000	260000	260000
		Total of Project / Treasury	561248	690000	690000	700000	700000	700000
Project		012 Al Hussein Camps for Voluntary Work						
Fund Source		102001	Capital (Treasury)					
Group	Item	Description	Actual 2018	Estimated 2019	Re-estimated 2019	Estimated 2020	Indicative 2021	Indicative 2022
22		Use of Goods and Services						
2211		Use of Goods and Services						
	512	Operating and Sustaining Expenditures						
	011	Capacity building expenses	149944	150000	150000	150000	150000	150000
		Total of Item	149944	150000	150000	150000	150000	150000
		Total of Project / Treasury	149944	150000	150000	150000	150000	150000

Capital Expenditures According to Program and Projects for the Years 2018 - 2022

Chapter : 2501 Ministry of Education

(In JDs)

Program 4410 Social, Sports and Educational Activities								
Project		701 Establishing The teachers' club / Jerash governorate						
Fund Source		102001	Capital (Treasury)					
Group	item	Description	Actual 2018	Estimated 2019	Re-estimated 2019	Estimated 2020	Indicative 2021	Indicative 2022
31		Non-financial Assets						
3111		Buildings and Constructions						
	508	Works and Constructions						
	013	Construction of buildings	399999	500000	200000	100000	750000	950000
		Total of Item	399999	500000	200000	100000	750000	950000
		Total of Project / Treasury	399999	500000	200000	100000	750000	950000
Project		703 Establishing and maintaining school facilities in Ma'daba governorate						
Fund Source		102001	Capital (Treasury)					
Group	item	Description	Actual 2018	Estimated 2019	Re-estimated 2019	Estimated 2020	Indicative 2021	Indicative 2022
31		Non-financial Assets						
3111		Buildings and Constructions						
	508	Works and Constructions						
	013	Construction of buildings	0	50000	50000	0	0	0
		Total of Item	0	50000	50000	0	0	0
		Total of Project / Treasury	0	50000	50000	0	0	0
Total of Program			1169203	1490000	1190000	1050000	1700000	1900000

Capital Expenditures According to Program and Projects for the Years 2018 - 2022

Chapter : 2501 Ministry of Education

(In JDs)

Program 4415 Special Education								
Project		001 Special Education Program Administration Project						
Fund Source		102001	Capital (Treasury)					
Group	Item	Description	Actual 2018	Estimated 2019	Re-estimated 2019	Estimated 2020	Indicative 2021	Indicative 2022
22		Use of Goods and Services						
2211		Use of Goods and Services						
	510	Buildings and facilities repair and maintenance						
	008	Buildings and facilities maintenance	2980	5000	5000	5000	5000	5000
		Total of Item	2980	5000	5000	5000	5000	5000
31		Non-financial Assets						
3112		Devices, Machinery and Equipment						
	505	Equipment, Machines and Devices						
	001	Computers and accessories	19375	25000	25000	20000	20000	20000
	004	Educational devices and equipment	39993	35000	35000	50000	50000	50000
		Total of Item	59368	60000	60000	70000	70000	70000
3113		Other Fixed Assets						
	511	Equipping and furnishing						
	003	Furnishing and equipping school buildings	61050	70000	70000	70000	70000	70000
		Total of Item	61050	70000	70000	70000	70000	70000
3122		Inventories						
	503	Materials and supplies						
	004	School supplies	5000	5000	5000	5000	5000	5000
		Total of Item	5000	5000	5000	5000	5000	5000
		Total of Project / Treasury	128398	140000	140000	150000	150000	150000
		Total of Program	128398	140000	140000	150000	150000	150000

Capital Expenditures According to Program and Projects for the Years 2018 - 2022

Chapter : 2501 Ministry of Education

(In JDs)

Program 4420 Kindergarten Education								
Project		001 Kindergarten Education Program Administration Project						
Fund Source		102001	Capital (Treasury)					
Group	Item	Description	Actual 2018	Estimated 2019	Re-estimated 2019	Estimated 2020	Indicative 2021	Indicative 2022
22		Use of Goods and Services						
2211		Use of Goods and Services						
	510	Buildings and facilities repair and maintenance						
	007	School buildings maintenance	16354	55000	55000	55000	55000	55000
		Total of Item	16354	55000	55000	55000	55000	55000
	512	Operating and Sustaining Expenditures						
	017	Promotion, advertising and awareness	27508	215000	215000	215000	215000	215000
	038	Living supply	230	30000	30000	0	0	0
		Total of Item	27738	245000	245000	215000	215000	215000
		Total of Project / Treasury	44092	300000	300000	270000	270000	270000
Project		002 Additions to kindergartens classrooms						
Fund Source		102001	Capital (Treasury)					
Group	Item	Description	Actual 2018	Estimated 2019	Re-estimated 2019	Estimated 2020	Indicative 2021	Indicative 2022
31		Non-financial Assets						
3111		Buildings and Constructions						
	508	Works and Constructions						
	006	School extensions	463526	1000000	1000000	940000	500000	500000
		Total of Item	463526	1000000	1000000	940000	500000	500000
3113		Other Fixed Assets						
	511	Equipping and furnishing						
	003	Furnishing and equipping school buildings	561296	400000	400000	680000	680000	680000
		Total of Item	561296	400000	400000	680000	680000	680000
		Total of Project / Treasury	1024822	1400000	1400000	1620000	1180000	1180000
Project		701 Additions to kindergarten classrooms in Irbid governorate						
Fund Source		102001	Capital (Treasury)					
Group	Item	Description	Actual 2018	Estimated 2019	Re-estimated 2019	Estimated 2020	Indicative 2021	Indicative 2022
31		Non-financial Assets						
3111		Buildings and Constructions						
	508	Works and Constructions						
	006	School extensions	36167	26000	26000	0	0	0
		Total of Item	36167	26000	26000	0	0	0
		Total of Project / Treasury	36167	26000	26000	0	0	0
Project		702 Additions to kindergarten classrooms in Mafrq governorate						
Fund Source		102001	Capital (Treasury)					
Group	Item	Description	Actual 2018	Estimated 2019	Re-estimated 2019	Estimated 2020	Indicative 2021	Indicative 2022
31		Non-financial Assets						
3111		Buildings and Constructions						
	508	Works and Constructions						
	006	School extensions	0	286868	150000	0	195000	0
		Total of Item	0	286868	150000	0	195000	0
		Total of Project / Treasury	0	286868	150000	0	195000	0

Capital Expenditures According to Program and Projects for the Years 2018 - 2022

Chapter : 2501 Ministry of Education

(In JDs)

Program 4420 Kindergarten Education								
Project		703 Additions to kindergarten classrooms in Ma'daba governorate						
Fund Source		102001 Capital (Treasury)						
Group	item	Description	Actual 2018	Estimated 2019	Re-estimated 2019	Estimated 2020	Indicative 2021	Indicative 2022
31		Non-financial Assets						
3111		Buildings and Constructions						
	508	Works and Constructions						
	006	School extensions	39417	0	0	0	0	0
		Total of Item	39417	0	0	0	0	0
		Total of Project / Treasury	39417	0	0	0	0	0
Project		705 Establishment and additions of classrooms for kindergartens in Karak Governorate						
Fund Source		102001 Capital (Treasury)						
Group	item	Description	Actual 2018	Estimated 2019	Re-estimated 2019	Estimated 2020	Indicative 2021	Indicative 2022
31		Non-financial Assets						
3111		Buildings and Constructions						
	508	Works and Constructions						
	006	School extensions	0	0	0	0	150000	0
		Total of Item	0	0	0	0	150000	0
		Total of Project / Treasury	0	0	0	0	150000	0
Project		706 Additions to kindergarten classrooms in Ma'an Governorate						
Fund Source		102001 Capital (Treasury)						
Group	item	Description	Actual 2018	Estimated 2019	Re-estimated 2019	Estimated 2020	Indicative 2021	Indicative 2022
31		Non-financial Assets						
3111		Buildings and Constructions						
	508	Works and Constructions						
	006	School extensions	0	0	0	0	75000	50000
		Total of Item	0	0	0	0	75000	50000
		Total of Project / Treasury	0	0	0	0	75000	50000
Project		707 Establishment and additions of classrooms for kindergartens in Aqaba Governorate						
Fund Source		102001 Capital (Treasury)						
Group	item	Description	Actual 2018	Estimated 2019	Re-estimated 2019	Estimated 2020	Indicative 2021	Indicative 2022
31		Non-financial Assets						
3111		Buildings and Constructions						
	508	Works and Constructions						
	006	School extensions	0	0	0	0	100000	0
		Total of Item	0	0	0	0	100000	0
		Total of Project / Treasury	0	0	0	0	100000	0
Total of Program			1144498	2012868	1876000	1890000	1970000	1500000

Capital Expenditures According to Program and Projects for the Years 2018 - 2022

Chapter : 2501 Ministry of Education

(In JDs)

Program 4425 Primary Education								
Project		001 Primary Education Program Administration Project						
Fund Source		102001	Capital (Treasury)					
Group	Item	Description	Actual 2018	Estimated 2019	Re-estimated 2019	Estimated 2020	Indicative 2021	Indicative 2022
22		Use of Goods and Services						
2211		Use of Goods and Services						
	512	Operating and Sustaining Expenditures						
	011	Capacity building expenses	993747	5795000	5795000	5795000	5795000	5795000
	118	Repayment of due claims	20009119	0	0	0	0	0
		Total of Item	21002866	5795000	5795000	5795000	5795000	5795000
		Total of Project / Treasury	21002866	5795000	5795000	5795000	5795000	5795000
Project		002 Constructions and additions to primary education classrooms						
Fund Source		102001	Capital (Treasury)					
Group	Item	Description	Actual 2018	Estimated 2019	Re-estimated 2019	Estimated 2020	Indicative 2021	Indicative 2022
31		Non-financial Assets						
3111		Buildings and Constructions						
	508	Works and Constructions						
	006	School extensions	141478	550000	550000	550000	550000	550000
	013	Construction of buildings	124651	300000	300000	300000	300000	300000
		Total of Item	266129	850000	850000	850000	850000	850000
3141		Lands						
	507	Lands						
	001	Lands expropriation and purchase	399915	400000	400000	650000	650000	470000
		Total of Item	399915	400000	400000	650000	650000	470000
		Total of Project / Treasury	666044	1250000	1250000	1500000	1500000	1320000
Project		004 Maintenance and repairs of the primary education buildings						
Fund Source		102001	Capital (Treasury)					
Group	Item	Description	Actual 2018	Estimated 2019	Re-estimated 2019	Estimated 2020	Indicative 2021	Indicative 2022
22		Use of Goods and Services						
2211		Use of Goods and Services						
	510	Buildings and facilities repair and maintenance						
	007	School buildings maintenance	99888	300000	300000	300000	300000	300000
		Total of Item	99888	300000	300000	300000	300000	300000
		Total of Project / Treasury	99888	300000	300000	300000	300000	300000
Project		008 Equipping and furnishing school buildings						
Fund Source		102001	Capital (Treasury)					
Group	Item	Description	Actual 2018	Estimated 2019	Re-estimated 2019	Estimated 2020	Indicative 2021	Indicative 2022
31		Non-financial Assets						
3112		Devices, Machinery and Equipment						
	505	Equipment, Machines and Devices						
	001	Computers and accessories	650000	230000	230000	200000	200000	200000
	004	Educational devices and equipment	232954	85000	85000	85000	85000	85000
	021	Sports gear	15000	15000	15000	15000	15000	15000
		Total of Item	897954	330000	330000	300000	300000	300000
3113		Other Fixed Assets						
	511	Equipping and furnishing						
	003	Furnishing and equipping school buildings	1163999	810000	670000	900000	900000	900000
		Total of Item	1163999	810000	670000	900000	900000	900000
		Total of Project / Treasury	2061953	1140000	1000000	1200000	1200000	1200000

Capital Expenditures According to Program and Projects for the Years 2018 - 2022

Chapter : 2501 Ministry of Education

(In JDs)

Program 4425 Primary Education								
Project		010 Building 60 schools						
Fund Source		102001	Capital (Treasury)					
Group	item	Description	Actual 2018	Estimated 2019	Re-estimated 2019	Estimated 2020	Indicative 2021	Indicative 2022
31		Non-financial Assets						
3111		Buildings and Constructions						
	508	Works and Constructions						
	005	Construction of school buildings	487303	130000	120000	120000	0	0
		Total of Item	487303	130000	120000	120000	0	0
		Total of Project / Treasury	487303	130000	120000	120000	0	0
Project		011 Development of the Directorate and school						
Fund Source		102001	Capital (Treasury)					
Group	item	Description	Actual 2018	Estimated 2019	Re-estimated 2019	Estimated 2020	Indicative 2021	Indicative 2022
22		Use of Goods and Services						
2211		Use of Goods and Services						
	512	Operating and Sustaining Expenditures						
	011	Capacity building expenses	381009	2205000	2205000	2205000	2205000	2205000
		Total of Item	381009	2205000	2205000	2205000	2205000	2205000
		Total of Project / Treasury	381009	2205000	2205000	2205000	2205000	2205000
Project		013 Establishing schools buildings/ Cities and Villages Development Bank						
Fund Source		102001	Capital (Treasury)					
Group	item	Description	Actual 2018	Estimated 2019	Re-estimated 2019	Estimated 2020	Indicative 2021	Indicative 2022
31		Non-financial Assets						
3111		Buildings and Constructions						
	508	Works and Constructions						
	005	Construction of school buildings	4178123	4180000	4180000	4180000	4180000	0
		Total of Item	4178123	4180000	4180000	4180000	4180000	0
		Total of Project / Treasury	4178123	4180000	4180000	4180000	4180000	0
Project		014 National Program for the Training of School Students						
Fund Source		102001	Capital (Treasury)					
Group	item	Description	Actual 2018	Estimated 2019	Re-estimated 2019	Estimated 2020	Indicative 2021	Indicative 2022
22		Use of Goods and Services						
2211		Use of Goods and Services						
	512	Operating and Sustaining Expenditures						
	011	Capacity building expenses	999819	600000	600000	800000	1000000	1000000
		Total of Item	999819	600000	600000	800000	1000000	1000000
		Total of Project / Treasury	999819	600000	600000	800000	1000000	1000000

Capital Expenditures According to Program and Projects for the Years 2018 - 2022

Chapter : 2501 Ministry of Education

(In JDs)

Program 4425 Primary Education								
Project		015 Building 25 primary schools						
Fund Source		102001 Capital (Treasury)						
Group	Item	Description	Actual 2018	Estimated 2019	Re-estimated 2019	Estimated 2020	Indicative 2021	Indicative 2022
31		Non-financial Assets						
3111		Buildings and Constructions						
	508	Works and Constructions						
	005	Construction of school buildings	0	600000	400000	230000	0	0
		Total of Item	0	600000	400000	230000	0	0
Fund Source		103002 Germany Government Loan						
Group	Item	Description	Actual 2018	Estimated 2019	Re-estimated 2019	Estimated 2020	Indicative 2021	Indicative 2022
31		Non-financial Assets						
3111		Buildings and Constructions						
	508	Works and Constructions						
	005	Construction of school buildings	0	300000	300000	0	0	0
		Total of Item	0	300000	300000	0	0	0
		Total of Project / Treasury	0	600000	400000	230000	0	0
		Total of Project / Loans	0	300000	300000	0	0	0
		Total of Project	0	900000	700000	230000	0	0
Project		016 Establishing schools for primary education / Output of Mecca summit / Kuwaiti loan						
Fund Source		102001 Capital (Treasury)						
Group	Item	Description	Actual 2018	Estimated 2019	Re-estimated 2019	Estimated 2020	Indicative 2021	Indicative 2022
31		Non-financial Assets						
3111		Buildings and Constructions						
	508	Works and Constructions						
	005	Construction of school buildings	0	0	0	561000	541824	650000
		Total of Item	0	0	0	561000	541824	650000
Fund Source		103017 Kuwait Fund For Arab Economic Development						
Group	Item	Description	Actual 2018	Estimated 2019	Re-estimated 2019	Estimated 2020	Indicative 2021	Indicative 2022
31		Non-financial Assets						
3111		Buildings and Constructions						
	508	Works and Constructions						
	005	Construction of school buildings	0	0	0	3000000	10000000	16000000
		Total of Item	0	0	0	3000000	10000000	16000000
		Total of Project / Treasury	0	0	0	561000	541824	650000
		Total of Project / Loans	0	0	0	3000000	10000000	16000000
		Total of Project	0	0	0	3561000	10541824	16650000
Project		017 Maintenance of schools in the Southern Jordan Valley District						
Fund Source		102001 Capital (Treasury)						
Group	Item	Description	Actual 2018	Estimated 2019	Re-estimated 2019	Estimated 2020	Indicative 2021	Indicative 2022
22		Use of Goods and Services						
2211		Use of Goods and Services						
	510	Buildings and facilities repair and maintenance						
	007	School buildings maintenance	0	0	0	50000	0	0
		Total of Item	0	0	0	50000	0	0
		Total of Project / Treasury	0	0	0	50000	0	0

Capital Expenditures According to Program and Projects for the Years 2018 - 2022

Chapter : 2501 Ministry of Education

(In JDs)

Program 4425 Primary Education								
Project		018 Purchase lands to establish the Shqira Primary School						
Fund Source		102001	Capital (Treasury)					
Group	Item	Description	Actual 2018	Estimated 2019	Re-estimated 2019	Estimated 2020	Indicative 2021	Indicative 2022
31		Non-financial Assets						
3141		Lands						
	507	Lands						
	001	Lands expropriation and purchase	0	0	0	63226	0	0
		Total of Item	0	0	0	63226	0	0
		Total of Project / Treasury	0	0	0	63226	0	0
Project		701 Establishing schools for primary education in Irbid governorate						
Fund Source		102001	Capital (Treasury)					
Group	Item	Description	Actual 2018	Estimated 2019	Re-estimated 2019	Estimated 2020	Indicative 2021	Indicative 2022
28		Other Expenditures						
2822		Other Capital Expenditures						
	504	Studies, Research and Consultations						
	015	Studies, consultations and engineering diagrams	0	0	0	0	10000	10000
		Total of Item	0	0	0	0	10000	10000
31		Non-financial Assets						
3111		Buildings and Constructions						
	508	Works and Constructions						
	005	Construction of school buildings	1544649	2403500	2043000	725000	1000000	1150000
		Total of Item	1544649	2403500	2043000	725000	1000000	1150000
3141		Lands						
	507	Lands						
	001	Lands expropriation and purchase	0	277000	257000	312000	750000	750000
		Total of Item	0	277000	257000	312000	750000	750000
		Total of Project / Treasury	1544649	2680500	2300000	1037000	1760000	1910000
Project		702 Additions of classrooms for primary education in Irbid governorate						
Fund Source		102001	Capital (Treasury)					
Group	Item	Description	Actual 2018	Estimated 2019	Re-estimated 2019	Estimated 2020	Indicative 2021	Indicative 2022
31		Non-financial Assets						
3111		Buildings and Constructions						
	508	Works and Constructions						
	006	School extensions	503000	2787000	1500000	124000	500000	500000
		Total of Item	503000	2787000	1500000	124000	500000	500000
		Total of Project / Treasury	503000	2787000	1500000	124000	500000	500000
Project		703 Maintenance of a number of Qasbah schools / Irbid Governorate						
Fund Source		102001	Capital (Treasury)					
Group	Item	Description	Actual 2018	Estimated 2019	Re-estimated 2019	Estimated 2020	Indicative 2021	Indicative 2022
22		Use of Goods and Services						
2211		Use of Goods and Services						
	510	Buildings and facilities repair and maintenance						
	007	School buildings maintenance	43779	262121	200000	200000	250000	250000
		Total of Item	43779	262121	200000	200000	250000	250000
		Total of Project / Treasury	43779	262121	200000	200000	250000	250000

Capital Expenditures According to Program and Projects for the Years 2018 - 2022

Chapter : 2501 Ministry of Education

(In JDs)

Program 4425 Primary Education								
Project		704 Establishing various school facilities for primary education in Irbid Governorate						
Fund Source		102001 Capital (Treasury)						
Group	Item	Description	Actual 2018	Estimated 2019	Re-estimated 2019	Estimated 2020	Indicative 2021	Indicative 2022
31		Non-financial Assets						
3111		Buildings and Constructions						
	508	Works and Constructions						
	013	Construction of buildings	170300	314000	250000	149000	200000	200000
		Total of Item	170300	314000	250000	149000	200000	200000
		Total of Project / Treasury	170300	314000	250000	149000	200000	200000
Project		705 Establishing schools for primary education in Mafraq governorate						
Fund Source		102001 Capital (Treasury)						
Group	Item	Description	Actual 2018	Estimated 2019	Re-estimated 2019	Estimated 2020	Indicative 2021	Indicative 2022
31		Non-financial Assets						
3111		Buildings and Constructions						
	508	Works and Constructions						
	005	Construction of school buildings	1775145	1171669	750000	622076	2156000	2190000
		Total of Item	1775145	1171669	750000	622076	2156000	2190000
		Total of Project / Treasury	1775145	1171669	750000	622076	2156000	2190000
Project		706 Additions of classrooms for primary education in Mafraq governorate						
Fund Source		102001 Capital (Treasury)						
Group	Item	Description	Actual 2018	Estimated 2019	Re-estimated 2019	Estimated 2020	Indicative 2021	Indicative 2022
31		Non-financial Assets						
3111		Buildings and Constructions						
	508	Works and Constructions						
	006	School extensions	163730	1070115	870000	290000	1391485	410000
		Total of Item	163730	1070115	870000	290000	1391485	410000
		Total of Project / Treasury	163730	1070115	870000	290000	1391485	410000
Project		707 Establishing schools for primary education in Jerash governorate						
Fund Source		102001 Capital (Treasury)						
Group	Item	Description	Actual 2018	Estimated 2019	Re-estimated 2019	Estimated 2020	Indicative 2021	Indicative 2022
31		Non-financial Assets						
3111		Buildings and Constructions						
	508	Works and Constructions						
	005	Construction of school buildings	1176758	730000	650000	150000	1000000	1850000
		Total of Item	1176758	730000	650000	150000	1000000	1850000
		Total of Project / Treasury	1176758	730000	650000	150000	1000000	1850000
Project		708 Additions of classrooms for primary education in Jerash governorate						
Fund Source		102001 Capital (Treasury)						
Group	Item	Description	Actual 2018	Estimated 2019	Re-estimated 2019	Estimated 2020	Indicative 2021	Indicative 2022
31		Non-financial Assets						
3111		Buildings and Constructions						
	508	Works and Constructions						
	006	School extensions	170068	618000	400000	262000	760000	100000
		Total of Item	170068	618000	400000	262000	760000	100000
		Total of Project / Treasury	170068	618000	400000	262000	760000	100000

Capital Expenditures According to Program and Projects for the Years 2018 - 2022

Chapter : 2501 Ministry of Education

(In JDs)

Program 4425 Primary Education								
Project		709 Maintenance of a number of schools / Jerash Governorate						
Fund Source		102001 Capital (Treasury)						
Group	Item	Description	Actual 2018	Estimated 2019	Re-estimated 2019	Estimated 2020	Indicative 2021	Indicative 2022
22		Use of Goods and Services						
2211		Use of Goods and Services						
	510	Buildings and facilities repair and maintenance						
	007	School buildings maintenance	89808	0	0	0	0	0
		Total of Item	89808	0	0	0	0	0
		Total of Project / Treasury	89808	0	0	0	0	0
Project		710 Establishing schools for primary education in Ajloun governorate						
Fund Source		102001 Capital (Treasury)						
Group	Item	Description	Actual 2018	Estimated 2019	Re-estimated 2019	Estimated 2020	Indicative 2021	Indicative 2022
31		Non-financial Assets						
3111		Buildings and Constructions						
	508	Works and Constructions						
	005	Construction of school buildings	999222	2120000	1237000	700000	2600000	5450000
		Total of Item	999222	2120000	1237000	700000	2600000	5450000
		Total of Project / Treasury	999222	2120000	1237000	700000	2600000	5450000
Project		711 Additions of classrooms for primary education in Ajloun governorate						
Fund Source		102001 Capital (Treasury)						
Group	Item	Description	Actual 2018	Estimated 2019	Re-estimated 2019	Estimated 2020	Indicative 2021	Indicative 2022
31		Non-financial Assets						
3111		Buildings and Constructions						
	508	Works and Constructions						
	006	School extensions	438271	600000	450000	300000	1340000	200000
		Total of Item	438271	600000	450000	300000	1340000	200000
		Total of Project / Treasury	438271	600000	450000	300000	1340000	200000
Project		712 Establishing schools for primary education in the Capital governorate						
Fund Source		102001 Capital (Treasury)						
Group	Item	Description	Actual 2018	Estimated 2019	Re-estimated 2019	Estimated 2020	Indicative 2021	Indicative 2022
31		Non-financial Assets						
3111		Buildings and Constructions						
	508	Works and Constructions						
	005	Construction of school buildings	1653717	3499301	3000000	4307000	6180000	13870000
		Total of Item	1653717	3499301	3000000	4307000	6180000	13870000
		Total of Project / Treasury	1653717	3499301	3000000	4307000	6180000	13870000
Project		713 Additions of classrooms for primary education in the Capital governorate						
Fund Source		102001 Capital (Treasury)						
Group	Item	Description	Actual 2018	Estimated 2019	Re-estimated 2019	Estimated 2020	Indicative 2021	Indicative 2022
31		Non-financial Assets						
3111		Buildings and Constructions						
	508	Works and Constructions						
	006	School extensions	1095563	2208286	1500000	1940000	2860000	2560000
		Total of Item	1095563	2208286	1500000	1940000	2860000	2560000
		Total of Project / Treasury	1095563	2208286	1500000	1940000	2860000	2560000

Capital Expenditures According to Program and Projects for the Years 2018 - 2022

Chapter : 2501 Ministry of Education

(In JDs)

Program 4425 Primary Education								
Project		714 Maintenance and repairs of primary education schools in the capital governorate						
Fund Source		102001	Capital (Treasury)					
Group	item	Description	Actual 2018	Estimated 2019	Re-estimated 2019	Estimated 2020	Indicative 2021	Indicative 2022
22		Use of Goods and Services						
2211		Use of Goods and Services						
	510	Buildings and facilities repair and maintenance						
	007	School buildings maintenance	900648	1752651	1250000	590000	740000	740000
		Total of Item	900648	1752651	1250000	590000	740000	740000
		Total of Project / Treasury	900648	1752651	1250000	590000	740000	740000
Project		715 Establishing and maintaining various school facilities in the Capital governorate						
Fund Source		102001	Capital (Treasury)					
Group	item	Description	Actual 2018	Estimated 2019	Re-estimated 2019	Estimated 2020	Indicative 2021	Indicative 2022
22		Use of Goods and Services						
2211		Use of Goods and Services						
	510	Buildings and facilities repair and maintenance						
	007	School buildings maintenance	0	799000	740000	110000	697000	760000
		Total of Item	0	799000	740000	110000	697000	760000
31		Non-financial Assets						
3111		Buildings and Constructions						
	508	Works and Constructions						
	013	Construction of buildings	53705	605000	360000	360000	760000	940000
		Total of Item	53705	605000	360000	360000	760000	940000
		Total of Project / Treasury	53705	1404000	1100000	470000	1457000	1700000
Project		716 Establishing schools for primary education in Balqa' governorate						
Fund Source		102001	Capital (Treasury)					
Group	item	Description	Actual 2018	Estimated 2019	Re-estimated 2019	Estimated 2020	Indicative 2021	Indicative 2022
31		Non-financial Assets						
3111		Buildings and Constructions						
	508	Works and Constructions						
	005	Construction of school buildings	280289	1330000	1300000	1550000	3087525	7000000
		Total of Item	280289	1330000	1300000	1550000	3087525	7000000
		Total of Project / Treasury	280289	1330000	1300000	1550000	3087525	7000000
Project		717 Additions of classrooms for primary education in Balqa' governorate						
Fund Source		102001	Capital (Treasury)					
Group	item	Description	Actual 2018	Estimated 2019	Re-estimated 2019	Estimated 2020	Indicative 2021	Indicative 2022
31		Non-financial Assets						
3111		Buildings and Constructions						
	508	Works and Constructions						
	006	School extensions	951043	1416000	800000	1504000	1990000	550000
		Total of Item	951043	1416000	800000	1504000	1990000	550000
		Total of Project / Treasury	951043	1416000	800000	1504000	1990000	550000

Capital Expenditures According to Program and Projects for the Years 2018 - 2022

Chapter : 2501 Ministry of Education

(In JDs)

Program 4425 Primary Education								
Project		718 Maintenance and repairs of primary education schools in Balqa' governorate						
Fund Source		102001 Capital (Treasury)						
Group	Item	Description	Actual 2018	Estimated 2019	Re-estimated 2019	Estimated 2020	Indicative 2021	Indicative 2022
22		Use of Goods and Services						
2211		Use of Goods and Services						
	510	Buildings and facilities repair and maintenance						
	007	School buildings maintenance	284579	726250	500000	290000	560000	630000
		Total of Item	284579	726250	500000	290000	560000	630000
		Total of Project / Treasury	284579	726250	500000	290000	560000	630000
Project		719 Establishing various school facilities in Balqa' governorate						
Fund Source		102001 Capital (Treasury)						
Group	Item	Description	Actual 2018	Estimated 2019	Re-estimated 2019	Estimated 2020	Indicative 2021	Indicative 2022
31		Non-financial Assets						
3111		Buildings and Constructions						
	508	Works and Constructions						
	013	Construction of buildings	15000	502000	300000	286000	0	100000
	021	Pipeline construction	0	18750	0	0	0	0
		Total of Item	15000	520750	300000	286000	0	100000
		Total of Project / Treasury	15000	520750	300000	286000	0	100000
Project		720 Establishing schools for primary education in Zarqa governorate						
Fund Source		102001 Capital (Treasury)						
Group	Item	Description	Actual 2018	Estimated 2019	Re-estimated 2019	Estimated 2020	Indicative 2021	Indicative 2022
31		Non-financial Assets						
3111		Buildings and Constructions						
	508	Works and Constructions						
	005	Construction of school buildings	1011289	2700000	1700000	1500000	2800000	4100000
		Total of Item	1011289	2700000	1700000	1500000	2800000	4100000
		Total of Project / Treasury	1011289	2700000	1700000	1500000	2800000	4100000
Project		721 Additions of classrooms for primary education in Zarqa governorate						
Fund Source		102001 Capital (Treasury)						
Group	Item	Description	Actual 2018	Estimated 2019	Re-estimated 2019	Estimated 2020	Indicative 2021	Indicative 2022
31		Non-financial Assets						
3111		Buildings and Constructions						
	508	Works and Constructions						
	006	School extensions	471440	870000	550000	0	200000	450000
		Total of Item	471440	870000	550000	0	200000	450000
		Total of Project / Treasury	471440	870000	550000	0	200000	450000
Project		722 Maintenance and repairs of primary education schools in Zarqa governorate						
Fund Source		102001 Capital (Treasury)						
Group	Item	Description	Actual 2018	Estimated 2019	Re-estimated 2019	Estimated 2020	Indicative 2021	Indicative 2022
22		Use of Goods and Services						
2211		Use of Goods and Services						
	510	Buildings and facilities repair and maintenance						
	007	School buildings maintenance	455436	1230000	850000	600000	1000000	0
		Total of Item	455436	1230000	850000	600000	1000000	0
		Total of Project / Treasury	455436	1230000	850000	600000	1000000	0

Capital Expenditures According to Program and Projects for the Years 2018 - 2022

Chapter : 2501 Ministry of Education

(In JDs)

Program 4425 Primary Education								
Project		723 Establishing schools for primary education in Ma'daba governorate						
Fund Source		102001	Capital (Treasury)					
Group	item	Description	Actual 2018	Estimated 2019	Re-estimated 2019	Estimated 2020	Indicative 2021	Indicative 2022
28		Other Expenditures						
2822		Other Capital Expenditures						
	504	Studies, Research and Consultations						
	015	Studies, consultations and engineering diagrams	0	0	0	0	100000	100000
		Total of Item	0	0	0	0	100000	100000
31		Non-financial Assets						
3111		Buildings and Constructions						
	508	Works and Constructions						
	005	Construction of school buildings	549356	1450000	1000000	1150000	3235000	4400000
		Total of Item	549356	1450000	1000000	1150000	3235000	4400000
		Total of Project / Treasury	549356	1450000	1000000	1150000	3335000	4500000
Project		724 Additions to classrooms for primary education in Ma'daba governorate						
Fund Source		102001	Capital (Treasury)					
Group	item	Description	Actual 2018	Estimated 2019	Re-estimated 2019	Estimated 2020	Indicative 2021	Indicative 2022
31		Non-financial Assets						
3111		Buildings and Constructions						
	508	Works and Constructions						
	006	School extensions	448163	990000	700000	421000	500000	1000000
		Total of Item	448163	990000	700000	421000	500000	1000000
		Total of Project / Treasury	448163	990000	700000	421000	500000	1000000
Project		725 Maintenance and repairs of primary education schools in Ma'daba governorate						
Fund Source		102001	Capital (Treasury)					
Group	item	Description	Actual 2018	Estimated 2019	Re-estimated 2019	Estimated 2020	Indicative 2021	Indicative 2022
22		Use of Goods and Services						
2211		Use of Goods and Services						
	510	Buildings and facilities repair and maintenance						
	007	School buildings maintenance	88519	145000	100000	195000	100000	200000
		Total of Item	88519	145000	100000	195000	100000	200000
		Total of Project / Treasury	88519	145000	100000	195000	100000	200000
Project		726 Establishing schools for primary education in Karak governorate						
Fund Source		102001	Capital (Treasury)					
Group	item	Description	Actual 2018	Estimated 2019	Re-estimated 2019	Estimated 2020	Indicative 2021	Indicative 2022
31		Non-financial Assets						
3111		Buildings and Constructions						
	508	Works and Constructions						
	005	Construction of school buildings	433612	1750000	1200000	0	1400000	1010000
		Total of Item	433612	1750000	1200000	0	1400000	1010000
		Total of Project / Treasury	433612	1750000	1200000	0	1400000	1010000

Capital Expenditures According to Program and Projects for the Years 2018 - 2022

Chapter : 2501 Ministry of Education

(In JDs)

Program 4425 Primary Education								
Project		727 Additions to classrooms for primary education in Karak governorate						
Fund Source		102001	Capital (Treasury)					
Group	Item	Description	Actual 2018	Estimated 2019	Re-estimated 2019	Estimated 2020	Indicative 2021	Indicative 2022
31		Non-financial Assets						
3111		Buildings and Constructions						
	508	Works and Constructions						
	006	School extensions	387524	1925000	1300000	0	370000	100000
		Total of Item	387524	1925000	1300000	0	370000	100000
		Total of Project / Treasury	387524	1925000	1300000	0	370000	100000
Project		728 Establishing schools for primary education in Ma'an governorate						
Fund Source		102001	Capital (Treasury)					
Group	Item	Description	Actual 2018	Estimated 2019	Re-estimated 2019	Estimated 2020	Indicative 2021	Indicative 2022
31		Non-financial Assets						
3111		Buildings and Constructions						
	508	Works and Constructions						
	005	Construction of school buildings	310979	1044000	735000	300000	3715000	3975000
		Total of Item	310979	1044000	735000	300000	3715000	3975000
3141		Lands						
	507	Lands						
	001	Lands expropriation and purchase	0	287500	265000	0	0	0
		Total of Item	0	287500	265000	0	0	0
		Total of Project / Treasury	310979	1331500	1000000	300000	3715000	3975000
Project		729 Additions to classrooms for primary education in Ma'an governorate						
Fund Source		102001	Capital (Treasury)					
Group	Item	Description	Actual 2018	Estimated 2019	Re-estimated 2019	Estimated 2020	Indicative 2021	Indicative 2022
31		Non-financial Assets						
3111		Buildings and Constructions						
	508	Works and Constructions						
	006	School extensions	781236	1312766	1000000	240000	1225000	0
		Total of Item	781236	1312766	1000000	240000	1225000	0
		Total of Project / Treasury	781236	1312766	1000000	240000	1225000	0
Project		730 Maintenance and repairs of schools in Ma'an governorate						
Fund Source		102001	Capital (Treasury)					
Group	Item	Description	Actual 2018	Estimated 2019	Re-estimated 2019	Estimated 2020	Indicative 2021	Indicative 2022
22		Use of Goods and Services						
2211		Use of Goods and Services						
	510	Buildings and facilities repair and maintenance						
	007	School buildings maintenance	158279	673643	500000	370000	400000	375000
		Total of Item	158279	673643	500000	370000	400000	375000
		Total of Project / Treasury	158279	673643	500000	370000	400000	375000

Capital Expenditures According to Program and Projects for the Years 2018 - 2022

Chapter : 2501 Ministry of Education

(In JDs)

Program 4425 Primary Education								
Project		731 Establishing schools for primary education in Tafileh governorate						
Fund Source		102001 Capital (Treasury)						
Group	Item	Description	Actual 2018	Estimated 2019	Re-estimated 2019	Estimated 2020	Indicative 2021	Indicative 2022
31		Non-financial Assets						
3111		Buildings and Constructions						
	508	Works and Constructions						
	005	Construction of school buildings	1401604	3294000	2300000	80000	3750000	8110000
		Total of Item	1401604	3294000	2300000	80000	3750000	8110000
3141		Lands						
	507	Lands						
	001	Lands expropriation and purchase	0	200000	200000	0	0	0
		Total of Item	0	200000	200000	0	0	0
Fund Source		103017 Kuwait Fund For Arab Economic Development						
Group	Item	Description	Actual 2018	Estimated 2019	Re-estimated 2019	Estimated 2020	Indicative 2021	Indicative 2022
31		Non-financial Assets						
3111		Buildings and Constructions						
	508	Works and Constructions						
	005	Construction of school buildings	0	0	0	5200000	4957000	0
		Total of Item	0	0	0	5200000	4957000	0
		Total of Project / Treasury	1401604	3494000	2500000	80000	3750000	8110000
		Total of Project / Loans	0	0	0	5200000	4957000	0
		Total of Project	1401604	3494000	2500000	5280000	8707000	8110000
Project		732 Additions to classrooms for primary education in Tafileh governorate						
Fund Source		102001 Capital (Treasury)						
Group	Item	Description	Actual 2018	Estimated 2019	Re-estimated 2019	Estimated 2020	Indicative 2021	Indicative 2022
31		Non-financial Assets						
3111		Buildings and Constructions						
	508	Works and Constructions						
	006	School extensions	0	120000	100000	0	200000	370000
		Total of Item	0	120000	100000	0	200000	370000
		Total of Project / Treasury	0	120000	100000	0	200000	370000
Project		733 Maintenance and repairs of primary education schools in Tafileh governorate						
Fund Source		102001 Capital (Treasury)						
Group	Item	Description	Actual 2018	Estimated 2019	Re-estimated 2019	Estimated 2020	Indicative 2021	Indicative 2022
22		Use of Goods and Services						
2211		Use of Goods and Services						
	510	Buildings and facilities repair and maintenance						
	007	School buildings maintenance	8815	636000	400000	202000	350000	450000
		Total of Item	8815	636000	400000	202000	350000	450000
		Total of Project / Treasury	8815	636000	400000	202000	350000	450000

Capital Expenditures According to Program and Projects for the Years 2018 - 2022

Chapter : 2501 Ministry of Education

(In JDs)

Program 4425 Primary Education								
Project		734 Establishing various school facilities in Tafileh governorate						
Fund Source		102001	Capital (Treasury)					
Group	Item	Description	Actual 2018	Estimated 2019	Re-estimated 2019	Estimated 2020	Indicative 2021	Indicative 2022
31		Non-financial Assets						
3111		Buildings and Constructions						
	508	Works and Constructions						
	013	Construction of buildings	0	0	0	0	500000	2860000
		Total of Item	0	0	0	0	500000	2860000
3112		Devices, Machinery and Equipment						
	505	Equipment, Machines and Devices						
	012	Air Conditioners	0	309000	100000	50000	0	0
		Total of Item	0	309000	100000	50000	0	0
		Total of Project / Treasury	0	309000	100000	50000	500000	2860000
Project		735 Establishing schools for primary education in Aqaba governorate						
Fund Source		102001	Capital (Treasury)					
Group	Item	Description	Actual 2018	Estimated 2019	Re-estimated 2019	Estimated 2020	Indicative 2021	Indicative 2022
31		Non-financial Assets						
3111		Buildings and Constructions						
	508	Works and Constructions						
	005	Construction of school buildings	1534386	4329000	3000000	3382200	2970000	0
		Total of Item	1534386	4329000	3000000	3382200	2970000	0
		Total of Project / Treasury	1534386	4329000	3000000	3382200	2970000	0
Project		736 Additions of classrooms for primary education in Aqaba governorate						
Fund Source		102001	Capital (Treasury)					
Group	Item	Description	Actual 2018	Estimated 2019	Re-estimated 2019	Estimated 2020	Indicative 2021	Indicative 2022
31		Non-financial Assets						
3111		Buildings and Constructions						
	508	Works and Constructions						
	006	School extensions	571944	1261000	700000	950000	550000	0
		Total of Item	571944	1261000	700000	950000	550000	0
		Total of Project / Treasury	571944	1261000	700000	950000	550000	0
Project		737 Maintenance of various school facilities in Aqaba governorate						
Fund Source		102001	Capital (Treasury)					
Group	Item	Description	Actual 2018	Estimated 2019	Re-estimated 2019	Estimated 2020	Indicative 2021	Indicative 2022
22		Use of Goods and Services						
2211		Use of Goods and Services						
	510	Buildings and facilities repair and maintenance						
	007	School buildings maintenance	44113	210000	200000	0	0	0
		Total of Item	44113	210000	200000	0	0	0
31		Non-financial Assets						
3111		Buildings and Constructions						
	508	Works and Constructions						
	013	Construction of buildings	0	415000	0	0	0	0
		Total of Item	0	415000	0	0	0	0
3112		Devices, Machinery and Equipment						
	505	Equipment, Machines and Devices						
	012	Air Conditioners	0	250000	250000	0	0	0
		Total of Item	0	250000	250000	0	0	0
		Total of Project / Treasury	44113	875000	450000	0	0	0

Capital Expenditures According to Program and Projects for the Years 2018 - 2022

Chapter : 2501 Ministry of Education

(In JDs)

Program 4425 Primary Education								
Project		740 Purchase lands to build schools in Mafrag governorate						
Fund Source		102001	Capital (Treasury)					
Group	item	Description	Actual 2018	Estimated 2019	Re-estimated 2019	Estimated 2020	Indicative 2021	Indicative 2022
31		Non-financial Assets						
3141		Lands						
	507	Lands						
	001	Lands expropriation and purchase	0	862901	400000	32000	140000	700000
		Total of Item	0	862901	400000	32000	140000	700000
		Total of Project / Treasury	0	862901	400000	32000	140000	700000
Project		741 Purchase lands to establish schools in Jerash governorate						
Fund Source		102001	Capital (Treasury)					
Group	item	Description	Actual 2018	Estimated 2019	Re-estimated 2019	Estimated 2020	Indicative 2021	Indicative 2022
31		Non-financial Assets						
3141		Lands						
	507	Lands						
	001	Lands expropriation and purchase	0	400000	300000	0	140000	0
		Total of Item	0	400000	300000	0	140000	0
		Total of Project / Treasury	0	400000	300000	0	140000	0
Project		742 Schools maintenance and repair in Ajloun governorate						
Fund Source		102001	Capital (Treasury)					
Group	item	Description	Actual 2018	Estimated 2019	Re-estimated 2019	Estimated 2020	Indicative 2021	Indicative 2022
22		Use of Goods and Services						
2211		Use of Goods and Services						
	510	Buildings and facilities repair and maintenance						
	007	School buildings maintenance	0	550000	350000	250000	200000	500000
		Total of Item	0	550000	350000	250000	200000	500000
		Total of Project / Treasury	0	550000	350000	250000	200000	500000
Project		743 Establishing various school facilities in Ajloun governorate						
Fund Source		102001	Capital (Treasury)					
Group	item	Description	Actual 2018	Estimated 2019	Re-estimated 2019	Estimated 2020	Indicative 2021	Indicative 2022
31		Non-financial Assets						
3111		Buildings and Constructions						
	508	Works and Constructions						
	013	Construction of buildings	0	250000	215000	0	0	0
		Total of Item	0	250000	215000	0	0	0
3141		Lands						
	507	Lands						
	001	Lands expropriation and purchase	0	35000	35000	0	0	0
		Total of Item	0	35000	35000	0	0	0
		Total of Project / Treasury	0	285000	250000	0	0	0

Capital Expenditures According to Program and Projects for the Years 2018 - 2022

Chapter : 2501 Ministry of Education

(In JDs)

Program 4425 Primary Education								
Project		744 Establish and maintain school facilities in Al-Karak governorate						
Fund Source		102001	Capital (Treasury)					
Group	Item	Description	Actual 2018	Estimated 2019	Re-estimated 2019	Estimated 2020	Indicative 2021	Indicative 2022
22		Use of Goods and Services						
2211		Use of Goods and Services						
	510	Buildings and facilities repair and maintenance						
	007	School buildings maintenance	0	844527	400000	270000	405000	320000
		Total of Item	0	844527	400000	270000	405000	320000
31		Non-financial Assets						
3111		Buildings and Constructions						
	508	Works and Constructions						
	005	Construction of school buildings	0	0	0	0	0	60000
		Total of Item	0	0	0	0	0	60000
		Total of Project / Treasury	0	844527	400000	270000	405000	380000
Project		745 Purchase lands to build schools in Karak governorate						
Fund Source		102001	Capital (Treasury)					
Group	Item	Description	Actual 2018	Estimated 2019	Re-estimated 2019	Estimated 2020	Indicative 2021	Indicative 2022
31		Non-financial Assets						
3141		Lands						
	507	Lands						
	001	Lands expropriation and purchase	0	0	0	0	300000	0
		Total of Item	0	0	0	0	300000	0
		Total of Project / Treasury	0	0	0	0	300000	0
Project		746 Establishing various school facilities in Ma'an governorate						
Fund Source		102001	Capital (Treasury)					
Group	Item	Description	Actual 2018	Estimated 2019	Re-estimated 2019	Estimated 2020	Indicative 2021	Indicative 2022
31		Non-financial Assets						
3111		Buildings and Constructions						
	508	Works and Constructions						
	013	Construction of buildings	0	175000	125000	0	325000	0
		Total of Item	0	175000	125000	0	325000	0
3112		Devices, Machinery and Equipment						
	505	Equipment, Machines and Devices						
	068	Solar cells generating the electric energy	0	0	0	0	50000	0
		Total of Item	0	0	0	0	50000	0
3122		Inventories						
	503	Materials and supplies						
	004	School supplies	0	100000	0	0	0	0
		Total of Item	0	100000	0	0	0	0
		Total of Project / Treasury	0	275000	125000	0	375000	0

Capital Expenditures According to Program and Projects for the Years 2018 - 2022

Chapter : 2501 Ministry of Education

(In JDs)

Program 4425 Primary Education								
Project		747 Maintain school buildings in Irbid governorate						
Fund Source		102001	Capital (Treasury)					
Group	Item	Description	Actual 2018	Estimated 2019	Re-estimated 2019	Estimated 2020	Indicative 2021	Indicative 2022
22		Use of Goods and Services						
2211		Use of Goods and Services						
	510	Buildings and facilities repair and maintenance						
	007	School buildings maintenance	0	592000	388000	544000	960000	1560000
		Total of Item	0	592000	388000	544000	960000	1560000
31		Non-financial Assets						
3112		Devices, Machinery and Equipment						
	505	Equipment, Machines and Devices						
	012	Air Conditioners	0	12000	12000	0	100000	150000
		Total of Item	0	12000	12000	0	100000	150000
		Total of Project / Treasury	0	604000	400000	544000	1060000	1710000
Project		748 General maintenance for schools in Jerash governorate						
Fund Source		102001	Capital (Treasury)					
Group	Item	Description	Actual 2018	Estimated 2019	Re-estimated 2019	Estimated 2020	Indicative 2021	Indicative 2022
22		Use of Goods and Services						
2211		Use of Goods and Services						
	510	Buildings and facilities repair and maintenance						
	007	School buildings maintenance	0	306000	150000	252000	0	0
		Total of Item	0	306000	150000	252000	0	0
		Total of Project / Treasury	0	306000	150000	252000	0	0
Project		749 Maintenance and reforms of schools in Mafrq governorate						
Fund Source		102001	Capital (Treasury)					
Group	Item	Description	Actual 2018	Estimated 2019	Re-estimated 2019	Estimated 2020	Indicative 2021	Indicative 2022
22		Use of Goods and Services						
2211		Use of Goods and Services						
	510	Buildings and facilities repair and maintenance						
	007	School buildings maintenance	0	380000	350000	479998	390000	240000
		Total of Item	0	380000	350000	479998	390000	240000
		Total of Project / Treasury	0	380000	350000	479998	390000	240000
Project		750 Studies for the establishment and additions of classrooms for schools in Balqa' Governorate						
Fund Source		102001	Capital (Treasury)					
Group	Item	Description	Actual 2018	Estimated 2019	Re-estimated 2019	Estimated 2020	Indicative 2021	Indicative 2022
28		Other Expenditures						
2822		Other Capital Expenditures						
	504	Studies, Research and Consultations						
	015	Studies, consultations and engineering diagrams	0	0	0	0	220000	330000
		Total of Item	0	0	0	0	220000	330000
		Total of Project / Treasury	0	0	0	0	220000	330000

Capital Expenditures According to Program and Projects for the Years 2018 - 2022

Chapter : 2501 Ministry of Education

(In JDs)

Program 4425 Primary Education								
Project		751 Purchase lands for the purpose of establishing schools in Ma'an Governorate						
Fund Source		102001	Capital (Treasury)					
Group	Item	Description	Actual 2018	Estimated 2019	Re-estimated 2019	Estimated 2020	Indicative 2021	Indicative 2022
31		Non-financial Assets						
3141		Lands						
	507	Lands						
	001	Lands expropriation and purchase	0	0	0	0	200000	0
		Total of Item	0	0	0	0	200000	0
		Total of Project / Treasury	0	0	0	0	200000	0
		Total of Program	50842974	71619980	54382000	51243500	87305834	100040000

Capital Expenditures According to Program and Projects for the Years 2018 - 2022

Chapter : 2501 Ministry of Education

(In JDs)

Program 4430 Secondary Education								
Project		001 Secondary Education Program Administration Project						
Fund Source		102001 Capital (Treasury)						
Group	Item	Description	Actual 2018	Estimated 2019	Re-estimated 2019	Estimated 2020	Indicative 2021	Indicative 2022
22		Use of Goods and Services						
2211		Use of Goods and Services						
	512	Operating and Sustaining Expenditures						
	011	Capacity building expenses	6500	285000	185000	80000	80000	80000
		Total of Item	6500	285000	185000	80000	80000	80000
31		Non-financial Assets						
3112		Devices, Machinery and Equipment						
	505	Equipment, Machines and Devices						
	021	Sports gear	5200	15000	15000	25000	25000	25000
		Total of Item	5200	15000	15000	25000	25000	25000
3113		Other Fixed Assets						
	511	Equipping and furnishing						
	003	Furnishing and equipping school buildings	159999	200000	200000	250000	250000	250000
		Total of Item	159999	200000	200000	250000	250000	250000
		Total of Project / Treasury	171699	500000	400000	355000	355000	355000
Project		002 Constructions and additions to secondary education classrooms						
Fund Source		102001 Capital (Treasury)						
Group	Item	Description	Actual 2018	Estimated 2019	Re-estimated 2019	Estimated 2020	Indicative 2021	Indicative 2022
31		Non-financial Assets						
3111		Buildings and Constructions						
	508	Works and Constructions						
	006	School extensions	22402	100000	100000	250000	250000	250000
	013	Construction of buildings	99908	100000	100000	150000	150000	150000
		Total of Item	122310	200000	200000	400000	400000	400000
		Total of Project / Treasury	122310	200000	200000	400000	400000	400000
Project		005 Queen Rania Award for Excellence for Distinguished Teacher						
Fund Source		102001 Capital (Treasury)						
Group	Item	Description	Actual 2018	Estimated 2019	Re-estimated 2019	Estimated 2020	Indicative 2021	Indicative 2022
22		Use of Goods and Services						
2211		Use of Goods and Services						
	512	Operating and Sustaining Expenditures						
	011	Capacity building expenses	800000	800000	800000	800000	800000	800000
		Total of Item	800000	800000	800000	800000	800000	800000
		Total of Project / Treasury	800000	800000	800000	800000	800000	800000
Project		007 Maintenance and repairs of the secondary education buildings						
Fund Source		102001 Capital (Treasury)						
Group	Item	Description	Actual 2018	Estimated 2019	Re-estimated 2019	Estimated 2020	Indicative 2021	Indicative 2022
22		Use of Goods and Services						
2211		Use of Goods and Services						
	510	Buildings and facilities repair and maintenance						
	007	School buildings maintenance	102431	500000	400000	350000	150000	150000
		Total of Item	102431	500000	400000	350000	150000	150000
		Total of Project / Treasury	102431	500000	400000	350000	150000	150000

Capital Expenditures According to Program and Projects for the Years 2018 - 2022

Chapter : 2501 Ministry of Education

(In JDs)

Program 4430 Secondary Education								
Project		008 Development of schools e-linkage						
Fund Source		102001	Capital (Treasury)					
Group	Item	Description	Actual 2018	Estimated 2019	Re-estimated 2019	Estimated 2020	Indicative 2021	Indicative 2022
22		Use of Goods and Services						
2211		Use of Goods and Services						
	512	Operating and Sustaining Expenditures						
	012	Subscriptions, insurances	363838	781970	685000	490000	490000	490000
	036	Computerization and automation operations expenses	13611	65000	65000	30000	30000	30000
		Total of Item	377449	846970	750000	520000	520000	520000
		Total of Project / Treasury	377449	846970	750000	520000	520000	520000
Project		009 Establishing school buildings for (Decent housing for decent life) project/ 1st phase.						
Fund Source		102001	Capital (Treasury)					
Group	Item	Description	Actual 2018	Estimated 2019	Re-estimated 2019	Estimated 2020	Indicative 2021	Indicative 2022
31		Non-financial Assets						
3111		Buildings and Constructions						
	508	Works and Constructions						
	005	Construction of school buildings	479812	100000	100000	0	0	0
		Total of Item	479812	100000	100000	0	0	0
		Total of Project / Treasury	479812	100000	100000	0	0	0
Project		010 Queen Rania Teacher Academy						
Fund Source		102001	Capital (Treasury)					
Group	Item	Description	Actual 2018	Estimated 2019	Re-estimated 2019	Estimated 2020	Indicative 2021	Indicative 2022
22		Use of Goods and Services						
2211		Use of Goods and Services						
	512	Operating and Sustaining Expenditures						
	035	Technical and administrative support	0	4000000	4000000	6000000	0	0
		Total of Item	0	4000000	4000000	6000000	0	0
31		Non-financial Assets						
3111		Buildings and Constructions						
	508	Works and Constructions						
	013	Construction of buildings	0	8000000	8000000	1000000	0	0
		Total of Item	0	8000000	8000000	1000000	0	0
		Total of Project / Treasury	0	12000000	12000000	7000000	0	0
Project		011 Electronic protection system and communication devices						
Fund Source		102001	Capital (Treasury)					
Group	Item	Description	Actual 2018	Estimated 2019	Re-estimated 2019	Estimated 2020	Indicative 2021	Indicative 2022
22		Use of Goods and Services						
2211		Use of Goods and Services						
	512	Operating and Sustaining Expenditures						
	012	Subscriptions, insurances	1392922	1500000	1500000	1500000	1500000	1500000
		Total of Item	1392922	1500000	1500000	1500000	1500000	1500000
		Total of Project / Treasury	1392922	1500000	1500000	1500000	1500000	1500000

Capital Expenditures According to Program and Projects for the Years 2018 - 2022

Chapter : 2501 Ministry of Education

(In JDs)

Program 4430 Secondary Education								
Project		012 National Strategy for Human Resources Development						
Fund Source		102001 Capital (Treasury)						
Group	Item	Description	Actual 2018	Estimated 2019	Re-estimated 2019	Estimated 2020	Indicative 2021	Indicative 2022
22		Use of Goods and Services						
2211		Use of Goods and Services						
	512	Operating and Sustaining Expenditures						
	011	Capacity building expenses	0	3000000	3000000	760000	1000000	1000000
		Total of Item	0	3000000	3000000	760000	1000000	1000000
		Total of Project / Treasury	0	3000000	3000000	760000	1000000	1000000
Project		013 Establishing secondary schools / Output of Mecca summit / Kuwaiti loan						
Fund Source		102001 Capital (Treasury)						
Group	Item	Description	Actual 2018	Estimated 2019	Re-estimated 2019	Estimated 2020	Indicative 2021	Indicative 2022
31		Non-financial Assets						
3111		Buildings and Constructions						
	508	Works and Constructions						
	005	Construction of school buildings	0	0	0	66000	250000	0
		Total of Item	0	0	0	66000	250000	0
Fund Source		103017 Kuwait Fund For Arab Economic Development						
Group	Item	Description	Actual 2018	Estimated 2019	Re-estimated 2019	Estimated 2020	Indicative 2021	Indicative 2022
31		Non-financial Assets						
3111		Buildings and Constructions						
	508	Works and Constructions						
	005	Construction of school buildings	0	0	0	0	3750000	0
		Total of Item	0	0	0	0	3750000	0
		Total of Project / Treasury	0	0	0	66000	250000	0
		Total of Project / Loans	0	0	0	0	3750000	0
		Total of Project	0	0	0	66000	4000000	0
Project		014 Establishing a multi-purpose hall for the Majra Secondary School for Girls						
Fund Source		102001 Capital (Treasury)						
Group	Item	Description	Actual 2018	Estimated 2019	Re-estimated 2019	Estimated 2020	Indicative 2021	Indicative 2022
31		Non-financial Assets						
3111		Buildings and Constructions						
	508	Works and Constructions						
	013	Construction of buildings	0	0	0	63000	0	0
		Total of Item	0	0	0	63000	0	0
		Total of Project / Treasury	0	0	0	63000	0	0
Project		701 Establishing schools for secondary education in Irbid governorate						
Fund Source		102001 Capital (Treasury)						
Group	Item	Description	Actual 2018	Estimated 2019	Re-estimated 2019	Estimated 2020	Indicative 2021	Indicative 2022
31		Non-financial Assets						
3111		Buildings and Constructions						
	508	Works and Constructions						
	005	Construction of school buildings	50000	236000	100000	40000	50000	50000
		Total of Item	50000	236000	100000	40000	50000	50000
		Total of Project / Treasury	50000	236000	100000	40000	50000	50000

Capital Expenditures According to Program and Projects for the Years 2018 - 2022

Chapter : 2501 Ministry of Education

(In JDs)

Program 4430 Secondary Education								
Project		702 Additions to classrooms for secondary education in Irbid governorate						
Fund Source		102001 Capital (Treasury)						
Group	Item	Description	Actual 2018	Estimated 2019	Re-estimated 2019	Estimated 2020	Indicative 2021	Indicative 2022
31		Non-financial Assets						
3111		Buildings and Constructions						
	508	Works and Constructions						
	006	School extensions	262617	752879	550000	25000	400000	400000
		Total of Item	262617	752879	550000	25000	400000	400000
		Total of Project / Treasury	262617	752879	550000	25000	400000	400000
Project		703 Establishing various school facilities for secondary education in Irbid Governorate						
Fund Source		102001 Capital (Treasury)						
Group	Item	Description	Actual 2018	Estimated 2019	Re-estimated 2019	Estimated 2020	Indicative 2021	Indicative 2022
31		Non-financial Assets						
3111		Buildings and Constructions						
	508	Works and Constructions						
	013	Construction of buildings	47190	376000	150000	80000	100000	100000
		Total of Item	47190	376000	150000	80000	100000	100000
3113		Other Fixed Assets						
	511	Equipping and furnishing						
	003	Furnishing and equipping school buildings	0	0	0	0	40000	40000
		Total of Item	0	0	0	0	40000	40000
		Total of Project / Treasury	47190	376000	150000	80000	140000	140000
Project		704 Additions of classrooms for secondary education in Mafrq governorate						
Fund Source		102001 Capital (Treasury)						
Group	Item	Description	Actual 2018	Estimated 2019	Re-estimated 2019	Estimated 2020	Indicative 2021	Indicative 2022
31		Non-financial Assets						
3111		Buildings and Constructions						
	508	Works and Constructions						
	006	School extensions	338373	2062760	1400000	426000	1190166	300000
		Total of Item	338373	2062760	1400000	426000	1190166	300000
		Total of Project / Treasury	338373	2062760	1400000	426000	1190166	300000
Project		705 Additions of classrooms for secondary education in Jerash governorate						
Fund Source		102001 Capital (Treasury)						
Group	Item	Description	Actual 2018	Estimated 2019	Re-estimated 2019	Estimated 2020	Indicative 2021	Indicative 2022
31		Non-financial Assets						
3111		Buildings and Constructions						
	508	Works and Constructions						
	006	School extensions	140975	660000	350000	230000	880000	600000
		Total of Item	140975	660000	350000	230000	880000	600000
		Total of Project / Treasury	140975	660000	350000	230000	880000	600000
Project		706 Additions of classrooms for secondary education in Ajloun governorate						
Fund Source		102001 Capital (Treasury)						
Group	Item	Description	Actual 2018	Estimated 2019	Re-estimated 2019	Estimated 2020	Indicative 2021	Indicative 2022
31		Non-financial Assets						
3111		Buildings and Constructions						
	508	Works and Constructions						
	006	School extensions	0	550000	350000	450000	1235000	900000
		Total of Item	0	550000	350000	450000	1235000	900000
		Total of Project / Treasury	0	550000	350000	450000	1235000	900000

Capital Expenditures According to Program and Projects for the Years 2018 - 2022

Chapter : 2501 Ministry of Education

(In JDs)

Program 4430 Secondary Education								
Project		707 Establishing schools for secondary education in the Capital governorate						
Fund Source		102001	Capital (Treasury)					
Group	item	Description	Actual 2018	Estimated 2019	Re-estimated 2019	Estimated 2020	Indicative 2021	Indicative 2022
31		Non-financial Assets						
3111		Buildings and Constructions						
	508	Works and Constructions						
	005	Construction of school buildings	1102007	1440000	1100000	1250000	3000000	3965000
		Total of Item	1102007	1440000	1100000	1250000	3000000	3965000
		Total of Project / Treasury	1102007	1440000	1100000	1250000	3000000	3965000
Project		708 Additions of classrooms for secondary education in the Capital governorate						
Fund Source		102001	Capital (Treasury)					
Group	item	Description	Actual 2018	Estimated 2019	Re-estimated 2019	Estimated 2020	Indicative 2021	Indicative 2022
31		Non-financial Assets						
3111		Buildings and Constructions						
	508	Works and Constructions						
	006	School extensions	1346435	1706000	1500000	1797000	3668000	2495000
		Total of Item	1346435	1706000	1500000	1797000	3668000	2495000
		Total of Project / Treasury	1346435	1706000	1500000	1797000	3668000	2495000
Project		709 Maintenance and repairs of secondary education schools in the capital governorate						
Fund Source		102001	Capital (Treasury)					
Group	item	Description	Actual 2018	Estimated 2019	Re-estimated 2019	Estimated 2020	Indicative 2021	Indicative 2022
22		Use of Goods and Services						
2211		Use of Goods and Services						
	510	Buildings and facilities repair and maintenance						
	007	School buildings maintenance	470284	2295002	1300000	921000	720000	620000
		Total of Item	470284	2295002	1300000	921000	720000	620000
		Total of Project / Treasury	470284	2295002	1300000	921000	720000	620000
Project		710 Establishing and maintaining various school facilities in the Capital governorate						
Fund Source		102001	Capital (Treasury)					
Group	item	Description	Actual 2018	Estimated 2019	Re-estimated 2019	Estimated 2020	Indicative 2021	Indicative 2022
31		Non-financial Assets						
3111		Buildings and Constructions						
	508	Works and Constructions						
	013	Construction of buildings	13975	13000	13000	0	0	0
		Total of Item	13975	13000	13000	0	0	0
		Total of Project / Treasury	13975	13000	13000	0	0	0
Project		712 Additions of classrooms for secondary education in Balqa' governorate						
Fund Source		102001	Capital (Treasury)					
Group	item	Description	Actual 2018	Estimated 2019	Re-estimated 2019	Estimated 2020	Indicative 2021	Indicative 2022
31		Non-financial Assets						
3111		Buildings and Constructions						
	508	Works and Constructions						
	006	School extensions	596433	603000	400000	418500	920000	300000
		Total of Item	596433	603000	400000	418500	920000	300000
		Total of Project / Treasury	596433	603000	400000	418500	920000	300000

Capital Expenditures According to Program and Projects for the Years 2018 - 2022

Chapter : 2501 Ministry of Education

(In JDs)

Program 4430 Secondary Education								
Project		713 Maintenance and repairs of secondary education schools in Balqa' governorate						
Fund Source		102001 Capital (Treasury)						
Group	Item	Description	Actual 2018	Estimated 2019	Re-estimated 2019	Estimated 2020	Indicative 2021	Indicative 2022
22		Use of Goods and Services						
2211		Use of Goods and Services						
	510	Buildings and facilities repair and maintenance						
	007	School buildings maintenance	97595	81250	50000	0	0	0
		Total of Item	97595	81250	50000	0	0	0
		Total of Project / Treasury	97595	81250	50000	0	0	0
Project		714 Additions of classrooms for secondary education in Zarqa governorate						
Fund Source		102001 Capital (Treasury)						
Group	Item	Description	Actual 2018	Estimated 2019	Re-estimated 2019	Estimated 2020	Indicative 2021	Indicative 2022
31		Non-financial Assets						
3111		Buildings and Constructions						
	508	Works and Constructions						
	006	School extensions	0	720000	400000	1040000	650000	250000
		Total of Item	0	720000	400000	1040000	650000	250000
		Total of Project / Treasury	0	720000	400000	1040000	650000	250000
Project		715 Establishing various school facilities in Zarqa governorate						
Fund Source		102001 Capital (Treasury)						
Group	Item	Description	Actual 2018	Estimated 2019	Re-estimated 2019	Estimated 2020	Indicative 2021	Indicative 2022
31		Non-financial Assets						
3111		Buildings and Constructions						
	508	Works and Constructions						
	013	Construction of buildings	143686	100000	50000	0	0	0
		Total of Item	143686	100000	50000	0	0	0
		Total of Project / Treasury	143686	100000	50000	0	0	0
Project		716 Additions of classrooms for secondary education in Ma'daba governorate						
Fund Source		102001 Capital (Treasury)						
Group	Item	Description	Actual 2018	Estimated 2019	Re-estimated 2019	Estimated 2020	Indicative 2021	Indicative 2022
31		Non-financial Assets						
3111		Buildings and Constructions						
	508	Works and Constructions						
	006	School extensions	232218	490000	350000	450000	600000	1100000
		Total of Item	232218	490000	350000	450000	600000	1100000
		Total of Project / Treasury	232218	490000	350000	450000	600000	1100000
Project		717 Maintenance and repairs of secondary education schools in Ma'daba governorate						
Fund Source		102001 Capital (Treasury)						
Group	Item	Description	Actual 2018	Estimated 2019	Re-estimated 2019	Estimated 2020	Indicative 2021	Indicative 2022
22		Use of Goods and Services						
2211		Use of Goods and Services						
	510	Buildings and facilities repair and maintenance						
	007	School buildings maintenance	14607	135000	100000	120000	100000	200000
		Total of Item	14607	135000	100000	120000	100000	200000
		Total of Project / Treasury	14607	135000	100000	120000	100000	200000

Capital Expenditures According to Program and Projects for the Years 2018 - 2022

Chapter : 2501 Ministry of Education

(In JDs)

Program 4430 Secondary Education								
Project		718 Establishing schools for secondary education in Karak governorate						
Fund Source		102001	Capital (Treasury)					
Group	item	Description	Actual 2018	Estimated 2019	Re-estimated 2019	Estimated 2020	Indicative 2021	Indicative 2022
31		Non-financial Assets						
3111		Buildings and Constructions						
	508	Works and Constructions						
	005	Construction of school buildings	654999	250000	250000	0	0	0
		Total of Item	654999	250000	250000	0	0	0
		Total of Project / Treasury	654999	250000	250000	0	0	0
Project		719 Additions of classrooms for secondary education in Karak governorate						
Fund Source		102001	Capital (Treasury)					
Group	item	Description	Actual 2018	Estimated 2019	Re-estimated 2019	Estimated 2020	Indicative 2021	Indicative 2022
31		Non-financial Assets						
3111		Buildings and Constructions						
	508	Works and Constructions						
	006	School extensions	182742	1195473	750000	120000	120000	0
		Total of Item	182742	1195473	750000	120000	120000	0
		Total of Project / Treasury	182742	1195473	750000	120000	120000	0
Project		720 Additions of classrooms for secondary education in Ma'an governorate						
Fund Source		102001	Capital (Treasury)					
Group	item	Description	Actual 2018	Estimated 2019	Re-estimated 2019	Estimated 2020	Indicative 2021	Indicative 2022
31		Non-financial Assets						
3111		Buildings and Constructions						
	508	Works and Constructions						
	006	School extensions	79904	560000	300000	50000	875000	50000
		Total of Item	79904	560000	300000	50000	875000	50000
		Total of Project / Treasury	79904	560000	300000	50000	875000	50000
Project		721 Establishing Aruim Secondary School for Boys / Tafileh Governorate						
Fund Source		102001	Capital (Treasury)					
Group	item	Description	Actual 2018	Estimated 2019	Re-estimated 2019	Estimated 2020	Indicative 2021	Indicative 2022
31		Non-financial Assets						
3111		Buildings and Constructions						
	508	Works and Constructions						
	005	Construction of school buildings	0	350000	350000	0	0	0
		Total of Item	0	350000	350000	0	0	0
Fund Source		103017	Kuwait Fund For Arab Economic Development					
Group	item	Description	Actual 2018	Estimated 2019	Re-estimated 2019	Estimated 2020	Indicative 2021	Indicative 2022
31		Non-financial Assets						
3111		Buildings and Constructions						
	508	Works and Constructions						
	005	Construction of school buildings	0	0	0	700000	1179000	0
		Total of Item	0	0	0	700000	1179000	0
		Total of Project / Treasury	0	350000	350000	0	0	0
		Total of Project / Loans	0	0	0	700000	1179000	0
		Total of Project	0	350000	350000	700000	1179000	0

Capital Expenditures According to Program and Projects for the Years 2018 - 2022

Chapter : 2501 Ministry of Education

(In JDs)

Program 4430 Secondary Education								
Project		722 Additions of classrooms for secondary education in Aqaba governorate						
Fund Source		102001 Capital (Treasury)						
Group	Item	Description	Actual 2018	Estimated 2019	Re-estimated 2019	Estimated 2020	Indicative 2021	Indicative 2022
31		Non-financial Assets						
3111		Buildings and Constructions						
	508	Works and Constructions						
	006	School extensions	53451	0	0	0	0	0
		Total of Item	53451	0	0	0	0	0
		Total of Project / Treasury	53451	0	0	0	0	0
Project		723 Establishing schools for secondary education in Ajloun governorate						
Fund Source		102001 Capital (Treasury)						
Group	Item	Description	Actual 2018	Estimated 2019	Re-estimated 2019	Estimated 2020	Indicative 2021	Indicative 2022
31		Non-financial Assets						
3111		Buildings and Constructions						
	508	Works and Constructions						
	005	Construction of school buildings	0	400000	100000	300000	600000	1500000
		Total of Item	0	400000	100000	300000	600000	1500000
		Total of Project / Treasury	0	400000	100000	300000	600000	1500000
Project		724 Establishing various school facilities in Ajloun governorate						
Fund Source		102001 Capital (Treasury)						
Group	Item	Description	Actual 2018	Estimated 2019	Re-estimated 2019	Estimated 2020	Indicative 2021	Indicative 2022
31		Non-financial Assets						
3111		Buildings and Constructions						
	508	Works and Constructions						
	013	Construction of buildings	0	25000	25000	0	250000	0
		Total of Item	0	25000	25000	0	250000	0
		Total of Project / Treasury	0	25000	25000	0	250000	0
Project		725 Establishing schools for secondary education in Balqa' governorate						
Fund Source		102001 Capital (Treasury)						
Group	Item	Description	Actual 2018	Estimated 2019	Re-estimated 2019	Estimated 2020	Indicative 2021	Indicative 2022
31		Non-financial Assets						
3111		Buildings and Constructions						
	508	Works and Constructions						
	005	Construction of school buildings	0	300000	100000	100000	600000	700000
		Total of Item	0	300000	100000	100000	600000	700000
		Total of Project / Treasury	0	300000	100000	100000	600000	700000
Project		726 Establishing schools for secondary education in Ma'an governorate						
Fund Source		102001 Capital (Treasury)						
Group	Item	Description	Actual 2018	Estimated 2019	Re-estimated 2019	Estimated 2020	Indicative 2021	Indicative 2022
31		Non-financial Assets						
3111		Buildings and Constructions						
	508	Works and Constructions						
	005	Construction of school buildings	0	400000	200000	600000	600000	100000
		Total of Item	0	400000	200000	600000	600000	100000
		Total of Project / Treasury	0	400000	200000	600000	600000	100000

Capital Expenditures According to Program and Projects for the Years 2018 - 2022

Chapter : 2501 Ministry of Education

(In JDs)

Program 4430 Secondary Education								
Project		727 Establishing various school facilities in Ma'an governorate						
Fund Source		102001 Capital (Treasury)						
Group	item	Description	Actual 2018	Estimated 2019	Re-estimated 2019	Estimated 2020	Indicative 2021	Indicative 2022
31		Non-financial Assets						
3111		Buildings and Constructions						
	508	Works and Constructions						
	013	Construction of buildings	0	0	0	0	180000	500000
		Total of Item	0	0	0	0	180000	500000
		Total of Project / Treasury	0	0	0	0	180000	500000
Project		728 Establishing various school facilities in Tafila governorate						
Fund Source		102001 Capital (Treasury)						
Group	item	Description	Actual 2018	Estimated 2019	Re-estimated 2019	Estimated 2020	Indicative 2021	Indicative 2022
31		Non-financial Assets						
3111		Buildings and Constructions						
	508	Works and Constructions						
	013	Construction of buildings	0	40000	25000	0	100000	300000
		Total of Item	0	40000	25000	0	100000	300000
		Total of Project / Treasury	0	40000	25000	0	100000	300000
Project		729 Establishing schools for secondary education in Jerash Governorate						
Fund Source		102001 Capital (Treasury)						
Group	item	Description	Actual 2018	Estimated 2019	Re-estimated 2019	Estimated 2020	Indicative 2021	Indicative 2022
31		Non-financial Assets						
3111		Buildings and Constructions						
	508	Works and Constructions						
	005	Construction of school buildings	0	0	0	0	75000	75000
		Total of Item	0	0	0	0	75000	75000
		Total of Project / Treasury	0	0	0	0	75000	75000
Total of Program			9274114	35188334	29413000	20931500	26857166	19270000
Total of Chapter / Treasury			64866583	113111182	88951000	68965000	102224000	112920000
Total of Chapter / Loans			0	300000	300000	8900000	19886000	16000000
Total of Chapter			64866583	113411182	89251000	77865000	122110000	128920000