

Chapter : 1101 Ministry of Justice

Creation: The Ministry of Justice was established on 11/04/1921 under the name of (Justice Advisor), and this name was changed to the Ministry of Justice on 01/03/1929. The Ministry was established to become the executive arm of the Jordanian Judicial services. Since then, it commenced its role in achieving the basic mission of the State represented in establishing equality and justice as well as protecting the rights and freedoms.

Vision : A distinctive institution that supports the independence of the judiciary and dominance of law.

Mission: To contribute in creating the suitable judicial and administrative environment, formulate policies and legislative frameworks to advance the litigation and legal support process efficiently, to ensure fostering, protecting and maintaining the rights and freedoms of citizens, facilitating access to justice, strengthening the partnership with local and international agencies, through consolidating modern corporate structure, and providing qualified specialized human resources that reinforce the society trust in the Rule of Law.

Legal Framework : Administrative Organization Bylaw for the Ministry of Justice No. (101) for the year 2015 and amendments thereto, and Regular Courts Formation Law No.(17) and amendments thereto for the year 2001

Tasks of the Ministry / Department:

- Contribute to developing the National Integrity System through an independent and effective judiciary.
- Contribute to developing laws and legislations system in Justice institutions and ensure to access to justice and to contribute to achieving the community's trust in judge and improve legal culture .
- Enhance institutionalization and entrench the culture of excellence.
- Contribute to upgrading the efficiency and effectiveness of the Justice sector institutions.

Ministry/Department Contribution to the Achievement of the National Objectives:

- Consolidate the State of law and institutions, achieve full justice and promote the principles of equal opportunity, transparency and protection of rights and freedoms.

Major Issues and Challenges which face the Ministry / Department:

- Increased number of cases, hug disputes, increased judicial burden due to the complexity and overlapping of social and economic relations as well as population growth against the limited number of specialized judges
- Low infrastructure level in some courts
- Insufficient annual financial appropriations

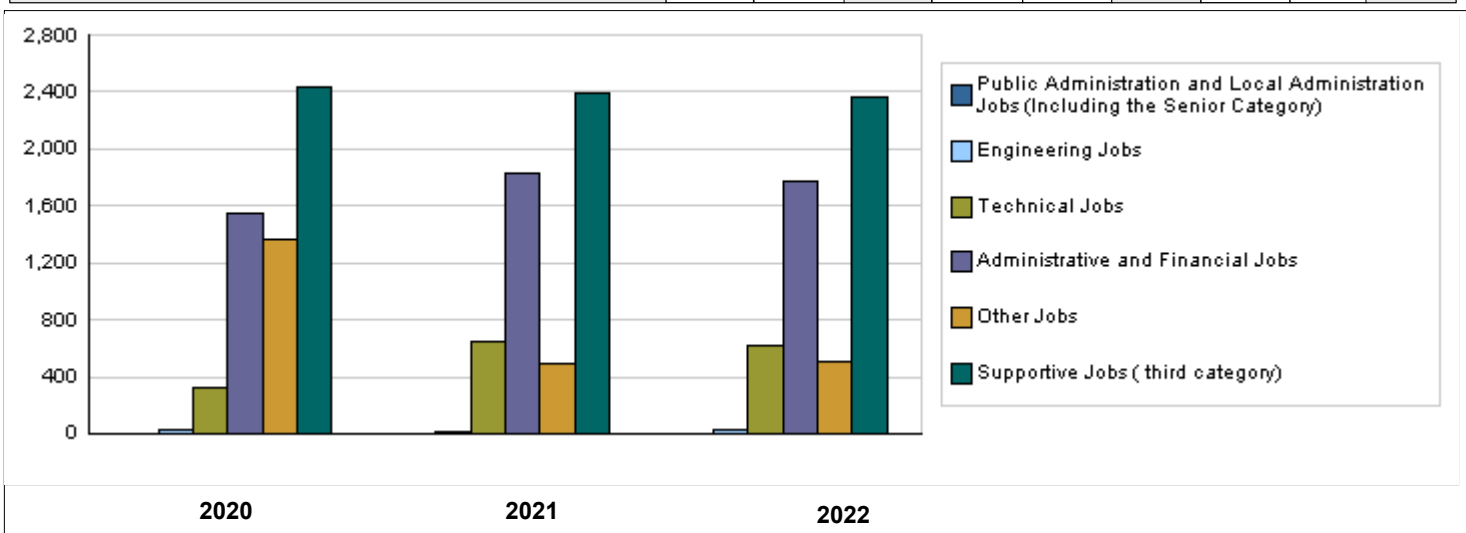
CHAPTER : 1101 Ministry of Justice

Strategic Objectives and Performance Indicators of the Ministry / Department

Strategic Objective	Performance Indicator	Base year	Value	Actual Value	Target Value	Preliminary Self Evaluation	Target Value		
				2020	2021	2021	2022	2023	2024
1 - To contribute to developing the National Integrity System	1 Number of auctions completed online	2019	308	2759	800	100	1000	1200	1400
	2 Number of inspection tours to monitor (financial, administrative, technical) violations	2018	381	515	410	495	420	420	425
2 - To contribute to developing the legislation system	1 Number of developed and reviewed legislations and laws	2016	7	16	5	5	5	5	5
3 - To enhance the trust of the community in the Rule of Law	1 Number of free legal assistances provided to beneficiaries annually	2018	279	1184	1313	1190	1566	1801	2071
	2 Number of manuals and legal awareness campaigns for citizens	2019	2	4	4	0	4	5	5
	3 Number of posts posted on social media sites	2018	59	717	250	388	300	350	400
4 - To provide a suitable environment to support the judicial work.	1 Number of employees who have been appointed to assist the judiciary.	2016	301	0	390	21	229	181	199
	2 Number of Palaces of Justice and model buildings	2016	8	11	12	11	13	13	13
	3 Number of E-services provided by the Ministry.	2017	17	49	55	52	60	65	70
	4 Percentage of customer satisfaction through the study	2016	76%	80.7%	81%	80.7%	81.5%	82%	82.5%
	5 Percentage of notifications via modern electronic means of total notifications	2019	3.6%	24.9%	30%	84.0%	40.0%	60.0%	80.0%
	6 Number of courts equipped with specialized rooms for a remote trial system for inmates of the correction and rehabilitation centers	2019	4	15	18	25	35	45	55
5 - To upgrade the institutional capacity and rooting the excellence culture.	1 Percentage of employees trained annually	2017	32%	31%	58%	28%	59%	62%	65%
	2 Number of initiatives received from citizens through the creative incubator	2019	303	187	400	630	500	600	700
	3 Percentage of complaints received that were closed through the "Bekhedmetkom " platform	2018	100%	100%	100%	100%	100%	100%	100%
	4 Number of legal awareness workshops for staff	2017	23	49	35	53	38	41	45
6 - To institutionalize the relationship of the Ministry of Justice with local and international partners.	1 Percentage of partners satisfaction on effectiveness of communication with the Ministry of Justice	2016	80.0%	87.8%	86.1%	84.3%	86.8%	87.3%	88.3%

Number of Staff of the Ministry / Department

Group	Job	2020			2021			Preliminary 2022		
		Male	Female	Total	Male	Female	Total	Male	Female	Total
Public Administration and Local Administration Jobs (Including the Senior Category)	Secretary General	1	0	1	2	0	2	2	0	2
Engineering Jobs	Engineering jobs	13	9	22	7	6	13	13	12	25
Technical Jobs	Technical jobs	130	199	329	378	263	641	361	261	622
Administrative and Financial Jobs	Administrative and financial jobs	881	666	1547	876	948	1824	831	938	1769
Other Jobs	Notary Public, Officer, Researcher, Head of sectio	752	610	1362	294	192	486	312	201	513
	Department of Justice	0	0	0	0	0	0	0	0	0
Supportive Jobs (third category)	Support jobs	1452	984	2436	1462	934	2396	1421	948	2369
Total		3229	2468	5697	3019	2343	5362	2940	2360	5300
Total Cost of Salaries		20164908	15412510	35577418	22947666	17809334	40757000	23565487	18916513	42482000



Key Information of the Ministry / Department

No.	Description	base year	Value	Primary 2021	Estimated 2022												
					Irbid	Mafraq	Jarsh	Ajloun	Amman	Balqa'	Zaraq'	Madaba	Karak	Ma'an	Tafila	Aqaba	Total
1	Number of courts	2018	78	78	11	4	2	2	22	5	4	3	7	7	4	7	78
2	Number of incoming cases	2018	510022	389764	85725	17412	11556	9680	241499	19669	45600	10971	16750	6927	3140	10653	479582
3	Number of settled cases	2018	523090	371395	89052	18204	11937	9568	248753	20705	47089	11537	17082	7402	3213	10366	494908
4	Number of current retained cases	2018	97671	113186	17307	3216	2821	1975	61555	3384	9398	1271	2807	1100	499	2793	108126
5	Number previous retained cases	2018	110739	94817	19390	3651	3198	1752	69614	3929	10302	1362	2722	1367	484	2596	120367

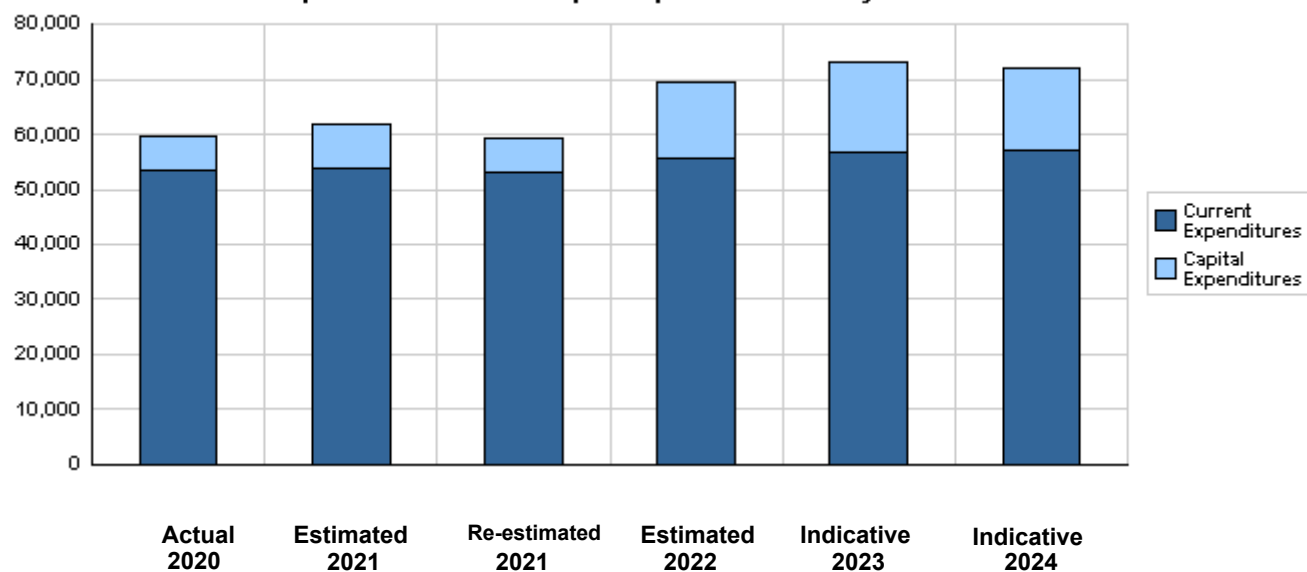
**Overall Summary of Expenditures for Chapter 1101- Ministry of Justice
for the Years 2020 - 2024**

(In JDs)

Description		Actual 2020	Estimated 2021	Re-estimated 2021	Estimated 2022	Indicative 2023 2024	
Group	Current Expenditures						
2111	Salaries, Wages and Allowances	31,020,208	37,419,000	36,410,000	37,982,000	38,389,000	38,803,000
2121	Social Security Contributions	4,557,210	4,347,000	4,347,000	4,500,000	4,568,000	4,636,000
2211	Use of Goods and Services	6,308,263	5,841,000	5,841,000	6,665,000	7,025,000	7,080,000
2511	Subsidies to Public Corporations	10,956,699	5,600,000	5,600,000	5,700,000	5,800,000	5,900,000
2821	Other Current Expenditures	436,101	750,000	750,000	770,000	770,000	770,000
Total current expenditures		53,278,481	53,957,000	52,948,000	55,617,000	56,552,000	57,189,000
Capital Expenditures							
2211	Use of Goods and Services	1,086,044	1,590,000	1,302,000	4,321,000	4,683,000	4,683,000
2822	Other Capital Expenditures	0	35,000	35,000	10,000	10,000	10,000
3111	Buildings and Constructions	3,981,640	4,560,000	4,010,000	8,430,000	10,600,000	9,200,000
3112	Devices, Machinery and Equipment	1,044,845	1,349,000	995,000	955,000	950,000	955,000
3113	Other Fixed Assets	68,330	195,000	165,000	120,000	120,000	120,000
Total capital expenditures		6,180,859	7,729,000	6,507,000	13,836,000	16,363,000	14,968,000
Treasury		6,180,859	7,729,000	6,507,000	13,836,000	16,363,000	14,968,000
Total current and capital expenditures		59,459,340	61,686,000	59,455,000	69,453,000	72,915,000	72,157,000

(Thousands of JDs)

Graph of the current and capital expenditures for the years 2020 - 2024

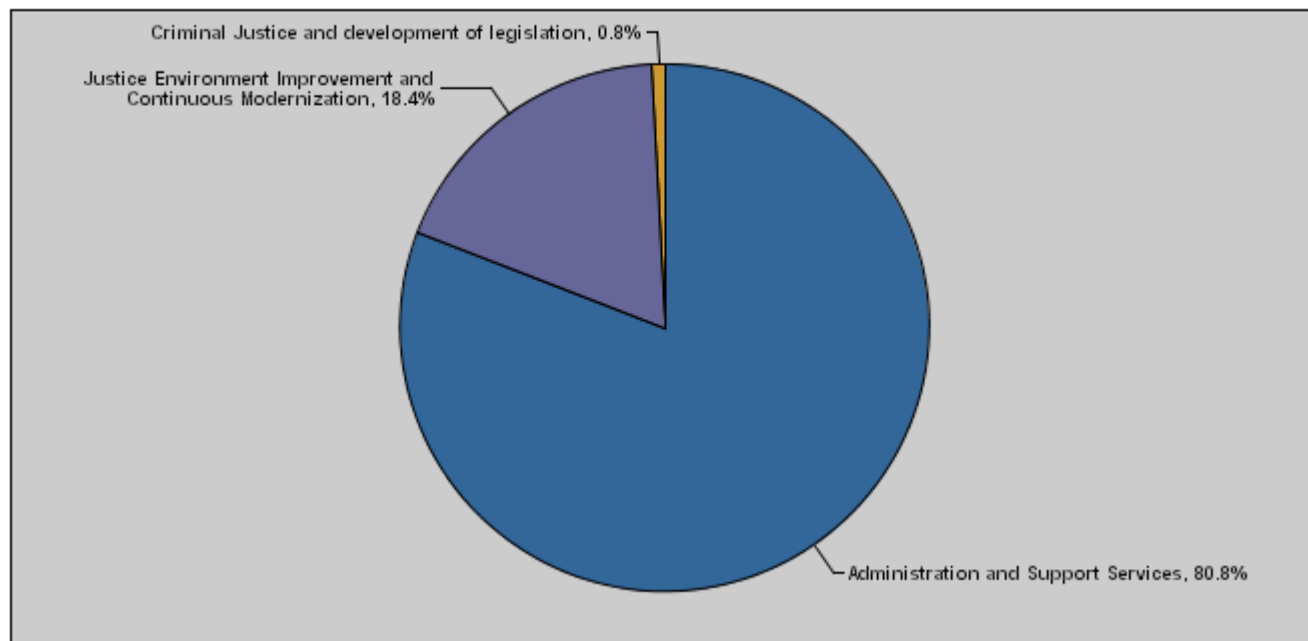


**Budget of Chapter 1101 - Ministry of Justice
For the Year 2022 Distributed According to Program**

(In JDs)

Prog.	Description	Current Expenditures	Capital Expenditures	Total Expenditures
1801	Administration and Support Services	55,567,000	565,000	56,132,000
1815	Justice Environment Improvement and Continuous Modernization	0	12,759,000	12,759,000
1820	Criminal Justice and development of legislation	50,000	512,000	562,000
Total		55,617,000	13,836,000	69,453,000

Total Expenditures for the Year 2022 Distributed According to Programs



Estimated Allocations for Females distributed according to Programs for the Years 2020 - 2024

Program	2020	2021	2022	2023	2024	
1801	Administration and Support Services	23189000	23275000	24603000	24861000	25141000
1805	Judicial Work Development (Regular Judiciary formerly)	101000	0	0	0	0
1810	Enhance and qualify judges capacities (Judicial Institute formerly)	33000	0	0	0	0
1815	Justice Environment Improvement and Continuous Modernization	2265000	2805000	6819000	7142000	6484000
1820	Criminal Justice and development of legislation	612000	429000	241000	267000	267000
Total		26200000	26509000	31663000	32270000	31892000

Estimated Allocations For Child distributed according to Programs for the Years 2020 - 2024

Program	2020	2021	2022	2023	2024	
1820	Criminal Justice and development of legislation	7500	15000	15000	15000	15000
Total		7500	15000	15000	15000	15000

Budget Chapter 1101 - Ministry of Justice Distributed According to the Program

1801	Administration and Support Services Program
-------------	--

Objective of the program :

This program aims to raise the institutional capacity of employees through training, improve provided services, institutionalize work mechanisms, raise the awareness of the service recipients and spread the legal culture.

The strategic objective related to the program :

- To increase the institutional capacity and rooting the excellence culture.
- Contribute to developing the national integrity system.

Directorates associated with the program :

- 1- Financial Affairs Directorate
- 2- Administrative Affairs Directorate
- 3- Information Systems Management Directorate
- 4- Communications Directorate
- 5- Buildings and Projects Directorate.
- 6- Internal Control Unit
- 7- Human Resources Directorate
- 8- Human Rights and Women Affairs Directorate

Services provided by the program :

- 1- Build and raise the employees capacities through training.
- 2- Improve the provided services and simplify procedures to obtain the satisfaction of service recipients through computerizing the services and re-engineering work procedures of the sections.
- 3- Upgrade the institutional performance of the Ministry and courts through work development and institutionalization.
- 4- Awareness of service recipients and disseminate the legal culture through different publications and media means.

Staff working in the program :

The program is implemented through a functional staff in 2021 estimated with (5362) staff, including (3019) males and (2343) females .

Key Performance Indicators for Program

Performance Measurement Indicator	Base Year	Value	Actual value	Target Value	Preliminary Self Evaluation	Target Value		
			2020	2021		2021	2022	2023
1 Number of legal consultations provided by the ministry to government institutions and departments	2016	662	517	1000	590	1050	1100	1150
2 Number of training courses for Ministry of Justice's staff	2018	165	98	200	247	220	240	260
3 Number of employees participated in training courses	2018	1494	1466	3200	1305	3500	3800	4000
4 The number of appeals requests submitted to the Ministry	2016	721	1001	1300	938	1350	1400	1450

Appropriations Of Administration and Support Services Program as Per Activities and Projects.

(In JDs)

Activities and Projects	Actual	Estimated	Re-estimated	Estimated	Indicative	
	2020	2021	2021	2022	2023	2024
Current Expenditures	52,703,085	53,907,000	52,898,000	55,567,000	56,502,000	57,139,000
601 Administrative and Support Services	41,773,835	47,867,000	46,858,000	49,417,000	50,252,000	50,789,000
602 Social Solidarity Fund for judges and Ministry of Justice staff	6,274,000	5,550,000	5,550,000	5,650,000	5,750,000	5,850,000
603 Judicial Executive	4,655,250	490,000	490,000	500,000	500,000	500,000
Capital Expenditures	293,437	675,000	550,000	565,000	600,000	605,000
001 Increasing efficiency and developing support services of the Judicial Body	293,437	575,000	500,000	490,000	525,000	525,000
002 Software development account	0	100,000	50,000	75,000	75,000	80,000
Program / Treasury	293,437	675,000	550,000	565,000	600,000	605,000
Total Program	52,996,522	54,582,000	53,448,000	56,132,000	57,102,000	57,744,000

Budget Chapter 1101 - Ministry of Justice Distributed According to the Program

1805	Judicial Work Development (Regular Judiciary formerly) Program
-------------	---

Objective of the program :

The program aims to provide the judiciary with a sufficient number of specialized judges, reduce the duration of litigation and provide the necessary data through the technical office

The strategic objective related to the program :

To enhance the trust of the community in the Rule of Law

Directorates associated with the program :

- 1- Judicial Council
- 2- Technical Office.
- 3- Public Prosecution
- 4- Civil Attorney General
- 5- Judicial Inspection Directorate

Services provided by the program :

- 1- Provide judiciary with a sufficient number of qualified and trained judges.
- 2- Improve quality of decisions.
- 3- Reduce the length of litigation.

Staff working in the program :

The program is implemented through a functional staff in 2021 estimated with (0) staff, including (0) males and (0) females .

Key Performance Indicators for Program

Performance Measurement Indicator		Base Year	Value	Actual value	Target Value	Preliminary Self Evaluation	Target Value		
				2020	2021		2021	2022	2023
1	Number of recruitment according to new standards and procedures	2016	-	-	-	-	-	-	-
2	Number of judges appointed at the criminal and legal chambers of the courts	2016	-	-	-	-	-	-	-

Appropriations Of Judicial Work Development (Regular Judiciary formerly) Program as Per Activities and Projects.

(In JDs)

Activities and Projects	Actual	Estimated	Re-estimated	Estimated	Indicative	
	2020	2021	2021	2022	2023	2024
Current Expenditures	0	0	0	0	0	0
Capital Expenditures	231,013	0	0	0	0	0
001 Upgrading and development of the judicial work efficiency	231,013	0	0	0	0	0
Program / Treasury	231,013	0	0	0	0	0
Total Program	231,013	0	0	0	0	0

Budget Chapter 1101 - Ministry of Justice Distributed According to the Program

1810	Enhance and qualify judges capacities (Judicial Institute formerly) Program
-------------	--

Objective of the program :

The program aims to contribute to the development of plans and strategies aimed at improving the judiciary, as well as exchange experiences and technical and academic cooperation between the institute and various legal and judicial institutions and commissions.

The strategic objective related to the program :

To contribute to developing the National Integrity System

Directorates associated with the program :

Judicial Institute of Jordan

Services provided by the program :

- 1- Contribute to setting up strategies and plans aiming at promoting the level of the Jordanian Judicial body.
- 2- Develop and improve the efficiency of judges and their assistants through ongoing specialized internal and external training and develop their scientific research talent.
- 3- Exchange international technical and academic cooperation and experiences between the Judicial Institute and the Arab and international judicial and rights organizations, commissions and institutes.
- 4- Select the outstanding students from the general secondary students and law colleges graduates from both genders as per transparent and declared principles and standards and prepare them to become judges with the highest degrees of professional and legal competence.

Staff working in the program :

The program is implemented through a functional staff in 2021 estimated with (0) staff, including (0) males and (0) females .

Key Performance Indicators for Program

Performance Measurement Indicator	Base Year	Value	Actual value	Target Value	Preliminary Self Evaluation	Target Value		
			2020	2021		2021	2022	2023
1 Percentage of judges trained for at least (12) training hours with exception to higher level judges	2016	-	-	-	-	-	-	-

Appropriations Of Enhance and qualify judges capacities (Judicial Institute formerly) Program as Per Activities and Projects.

(In JDs)

Activities and Projects	Actual	Estimated	Re-estimated	Estimated	Indicative	
	2020	2021	2021	2022	2023	2024
Current Expenditures	75,396	0	0	0	0	0
601 Training of judges	75,396	0	0	0	0	0
Capital Expenditures	0	0	0	0	0	0
Program / Treasury	0	0	0	0	0	0
Total Program	75,396	0	0	0	0	0

Budget Chapter 1101 - Ministry of Justice Distributed According to the Program

1815	Justice Environment Improvement and Continuous Modernization Program
-------------	---

Objective of the program :

This program aims to improve the infrastructure of courts through preparing model courts, facilitate provided services and simplify procedures to obtain the satisfaction of service recipients through service computerization.

The strategic objective related to the program :

To provide a suitable environment to support the judicial work.

Directorates associated with the program :

- 1- Buildings and Projects Directorate
- 2- Information Systems Administration Directorate
- 3- Policies and Institutional Development Unit
- 4- Administrative Affairs Directorate
- 5- Courts and Affiliated Departments

Services provided by the program :

- 1- Improve the provided services and simplify procedures to obtain the satisfaction of service recipients through services computerization.
- 2- Facilitate referring to transactions by archiving them.
- 3- Provide infrastructure for courts through establishing modern justice houses equipped with all modern techniques and services.

Staff working in the program :

The program is implemented through the Ministry's staff.

Key Performance Indicators for Program

Performance Measurement Indicator		Base Year	Value	Actual value	Target Value	Preliminary Self Evaluation	Target Value		
				2020	2021		2021	2022	2023
1	Number of papers archived electronically in the courts / cumulative (million)	2016	38	154	188	180	200	212	224
2	Percentage of energy savings in courts supplied with energy saving systems	2017	23%	21%	28%	25%	28%	29%	29%

Appropriations Of Justice Environment Improvement and Continuous Modernization Program as Per Activities and Projects.

(In JDs)

Activities and Projects		Actual	Estimated	Re-estimated	Estimated	Indicative	
		2020	2021	2021	2022	2023	2024
Current Expenditures		0	0	0	0	0	0
Capital Expenditures		4,820,897	6,059,000	5,145,000	12,759,000	15,195,000	13,795,000
001	Improvement, development and modernization of courts Infrastructure	352,064	275,000	200,000	2,149,000	345,000	345,000
007	Establishing and equipping the house of justice in Ma'an	1,356,354	1,300,000	1,150,000	2,480,000	1,000,000	0
009	Establishing and equipping Jordan Judicial Institute building	7,564	0	0	0	0	0
013	Upgrading the electronic readiness and developing infrastructure of computerization projects	108,129	150,000	120,000	250,000	250,000	250,000
014	Issuance of New Version of Mizan System Project	15,000	30,000	30,000	80,000	80,000	80,000
015	Electronic archiving Project	35,859	150,000	125,000	50,000	100,000	100,000
020	Jerash House of Justice building	1,750,000	1,700,000	1,500,000	2,200,000	0	0
021	Building of Amman Criminal Court	458,317	900,000	700,000	2,000,000	3,500,000	3,500,000
023	Remote trial	209,296	250,000	150,000	260,000	260,000	260,000
024	E- connectivity	98,909	124,000	100,000	50,000	50,000	50,000
025	Rehabilitation of the Amman Palace of Justice building to include the Court of First Instances complex	0	500,000	400,000	600,000	3,500,000	3,500,000
026	Constructing and equipping the Amman Court of Appeal building	108,831	500,000	500,000	2,600,000	5,500,000	5,700,000
027	Penal Record	20,000	20,000	10,000	10,000	10,000	10,000
701	Constructing a third floor for Al - Mafraq Magistrate and First Instance Court / Al-Mafraq	0	0	0	30,000	600,000	0
704	Establishing courts in Ma'an governorate	300,574	160,000	160,000	0	0	0
Program / Treasury		4,820,897	6,059,000	5,145,000	12,759,000	15,195,000	13,795,000
Total Program		4,820,897	6,059,000	5,145,000	12,759,000	15,195,000	13,795,000

Budget Chapter 1101 - Ministry of Justice Distributed According to the Program

1820	Criminal Justice and development of legislation Program
Objective of the program :	
This program aims to develop legislation and the criminal justice bylaw to provide guarantees for fair trial and human rights and keep up with the local, regional and international developments and changes.	
The strategic objective related to the program :	
<ul style="list-style-type: none"> - To contribute to developing the legislations system. - To enhance the society's trust in the rule of law - To institutionalize the relation of the Ministry of Justice with the local and international partners 	
Directorates associated with the program :	
<ul style="list-style-type: none"> 1- Legal Affairs Directorate 2- International Cooperation Directorate. 3- Human Rights and Family Affairs Directorate 4- Reform and Re-habilitation Centers Unit 	
Services provided by the program :	
<ul style="list-style-type: none"> 1- Increase the number of beneficiaries from legal assistance services. 2- Develop and update legislation. 	
Staff working in the program :	
The program is implemented through the Ministry's staff.	

Key Performance Indicators for Program									
Performance Measurement Indicator		Base Year	Value	Actual value	Target Value	Preliminary Self Evaluation	Target Value		
				2020	2021		2021	2022	2023
1	Percentage of increase in the number of eligible persons benefiting from the support of legal aid services	2018	15%	17.6%	15%	13%	15%	15%	15%
2	Number of cases of alternative sentences executed	2019	55	149	152	240	169	187	207
3	Number of equipment or procedures made in courts to facilitate persons with disabilities access to justice (cumulative)	2018	4	8	20	12	22	25	30
4	Percentage of female employees at leadership and supervisory functions	2016	32.28%	36.0%	39.04%	39.04%	41.22%	43.41%	45.60%

Appropriations Of Criminal Justice and development of legislation Program as Per Activities and Projects.

(In JDs)

Activities and Projects	Actual	Estimated	Re-estimated	Estimated	Indicative	
	2020	2021	2021	2022	2023	2024
Current Expenditures	500,000	50,000	50,000	50,000	50,000	50,000
601 Legal aid in courts	500,000	50,000	50,000	50,000	50,000	50,000
Capital Expenditures	835,512	995,000	812,000	512,000	568,000	568,000
001 Legal Assistance	300,000	345,000	300,000	400,000	400,000	400,000
002 Reform justice for juveniles	0	10,000	10,000	5,000	5,000	5,000
003 Alternative punishments	500,000	510,000	410,000	52,000	108,000	108,000
004 Development and updating legislation	0	5,000	5,000	5,000	5,000	5,000
005 Equipping the infrastructures of juveniles' courts	0	10,000	10,000	5,000	5,000	5,000
006 Empowering women to ensure equal opportunity and justice	0	10,000	10,000	5,000	5,000	5,000
007 Enhancing right of persons with disabilities in legal remedy	8,250	10,000	10,000	10,000	10,000	10,000
008 Disseminating the legal awareness	16,221	25,000	17,000	10,000	10,000	10,000
010 Equipping mediation rooms in courts	11,041	40,000	25,000	10,000	10,000	10,000
012 Equipping the case management chambers in the courts	0	30,000	15,000	10,000	10,000	10,000
Program / Treasury	835,512	995,000	812,000	512,000	568,000	568,000
Total Program	1,335,512	1,045,000	862,000	562,000	618,000	618,000

Capital Expenditures Distributed According to Governorates

Chapter : 1101 Ministry of Justice

(In JDs)

Governorate		Estimated 2022	Indicative 2023	Indicative 2024
21	Irbid Governorate	0	0	0
22	Mafraq Governorate	30,000	600,000	0
23	Jerash Governorate	0	0	0
24	Ajloun Governorate	0	0	0
31	The Capital Governorate	0	0	0
32	Balqa' Governorate	0	0	0
33	Zarqa Governorate	0	0	0
34	Ma'daba Governorate	0	0	0
41	Karak Governorate	0	0	0
42	Ma'an Governorate	0	0	0
43	Tafileh Governorate	0	0	0
44	Aqaba Governorate	0	0	0
Total		30,000	600,000	0

Chapter : 1101 Ministry of Justice

(In JDs)

Current Activities Appropriations According to Program								
Prog.	Activites		Actual	Estimated	Re-estimated	Estimated	Indicative	Indicative
			2020	2021	2021	2022	2023	2024
1810	601	Training of judges	75396	0	0	0	0	0
	Total of Program		75396	0	0	0	0	0
1820	601	Legal aid in courts	500000	50000	50000	50000	50000	50000
	Total of Program		500000	50000	50000	50000	50000	50000
1801	601	Administrative and Support Services	41773835	47867000	46858000	49417000	50252000	50789000
	602	Social Solidarity Fund for judges and Ministry of Justice staff	6274000	5550000	5550000	5650000	5750000	5850000
	603	Judicial Executive	4655250	490000	490000	500000	500000	500000
	Total of Program		52703085	53907000	52898000	55567000	56502000	57139000
Total			53278481	53957000	52948000	55617000	56552000	57189000

Capital Projects Appropriations According to Program								
Prog.	Projects		Actual	Estimated	Re-estimated	Estimated	Indicative	Indicative
			2020	2021	2021	2022	2023	2024
1820	001	Legal Assistance	300000	345000	300000	400000	400000	400000
	002	Reform justice for juveniles	0	10000	10000	5000	5000	5000
	003	Alternative punishments	500000	510000	410000	52000	108000	108000
	004	Development and updating legislation	0	5000	5000	5000	5000	5000
	005	Equipping the infrastructures of juveniles' courts	0	10000	10000	5000	5000	5000
	006	Empowering women to ensure equal opportunity and justice	0	10000	10000	5000	5000	5000
	007	Enhancing right of persons with disabilities in legal remedy	8250	10000	10000	10000	10000	10000
	008	Disseminating the legal awareness	16221	25000	17000	10000	10000	10000
	010	Equipping mediation rooms in courts	11041	40000	25000	10000	10000	10000
	012	Equipping the case management chambers in the courts	0	30000	15000	10000	10000	10000
	Total of Program		835512	995000	812000	512000	568000	568000
1805	001	Upgrading and development of the judicial work efficiency	231013	0	0	0	0	0
	Total of Program		231013	0	0	0	0	0
1815	001	Improvement, development and modernization of courts Infrastructure	352064	275000	200000	2149000	345000	345000
	007	Establishing and equipping the house of justice in Ma'an	1356354	1300000	1150000	2480000	1000000	0
	009	Establishing and equipping Jordan Judicial Institute building	7564	0	0	0	0	0
	013	Upgrading the electronic readiness and developing infrastructure of computerization projects	108129	150000	120000	250000	250000	250000
	014	Issuance of New Version of Mizan System Project	15000	30000	30000	80000	80000	80000
	015	Electronic archiving Project	35859	150000	125000	50000	100000	100000
	020	Jerash House of Justice building	1750000	1700000	1500000	2200000	0	0
	021	Building of Amman Criminal Court	458317	900000	700000	2000000	3500000	3500000
	023	Remote trial	209296	250000	150000	260000	260000	260000
	024	E- connectivity	98909	124000	100000	50000	50000	50000
	025	Rehabilitation of the Amman Palace of Justice building to include the Court of First Instances complex	0	500000	400000	600000	3500000	3500000
	026	Constructing and equipping the Amman Court of Appeal building	108831	500000	500000	2600000	5500000	5700000
	027	Penal Record	20000	20000	10000	10000	10000	10000
	701	Constructing a third floor for Al -Mafraq Magistrate and First Instance Court / Al-Mafraq	0	0	0	30000	600000	0
	704	Establishing courts in Ma'an governorate	300574	160000	160000	0	0	0
Total of Program		4820897	6059000	5145000	12759000	15195000	13795000	
1801	001	Increasing efficiency and developing support services of the Judicial Body	293437	575000	500000	490000	525000	525000
	002	Software development account	0	100000	50000	75000	75000	80000
	Total of Program		293437	675000	550000	565000	600000	605000
Total			6180859	7729000	6507000	13836000	16363000	14968000

Overall Summary of Current Expenditures for the Years 2020 - 2024

Chapter: 1101 Ministry of Justice

(In JDs)

Group	Item	Description	Actual 2020	Estimated 2021	Re-estimated 2021	Estimated 2022	Indicative 2023	Indicative 2024
21		Compensations of Employees						
2111		Salaries, Wages and Allowances						
	101	Classified Employees	52385	9000	4000	5000	5000	5000
	102	Unclassified Employees	8490342	8400000	8330000	8400000	8500000	8550000
	103	Comprehensive Contract Employees	461039	509000	430000	470000	480000	490000
	105	Personal Cost of Living Allowance	7803074	8240000	7766000	8100000	8150000	8250000
	106	Family Cost of Living Allowance	524656	515000	515000	555000	565000	570000
	110	Overtime Allowance	0	15000	15000	250000	250000	250000
	111	Additional Allowance	3995997	5000000	5000000	5390000	5550000	5700000
	113	Transportation Allowance	634695	725000	725000	750000	755000	760000
	114	Transport Allowance	763006	800000	800000	870000	870000	870000
	115	Field Visit Allowance	82046	105000	105000	122000	124000	128000
	116	Employees' Bonuses	6229991	10550000	10550000	10550000	10550000	10550000
	120	Contract Employees	1982977	2551000	2170000	2520000	2590000	2680000
Total			31020208	37419000	36410000	37982000	38389000	38803000
2121		Social Security Contributions						
	301	Social Security	4557210	4347000	4347000	4500000	4568000	4636000
Total			4557210	4347000	4347000	4500000	4568000	4636000
22		Use of Goods and Services						
2211		Use of Goods and Services						
	201	Rents	1357731	1350000	1350000	1525000	1525000	1525000
	202	Telecommunications Services	383763	290000	290000	360000	360000	360000
	203	Water	74999	75000	75000	80000	80000	80000
	204	Electricity	1921497	1700000	1700000	1850000	2050000	2100000
	205	Fuels	188895	200000	200000	230000	230000	230000
	206	Maintenance of Machines, furniture and accessories	94839	100000	100000	100000	100000	100000
	207	Maintenance of vehicles, equipment and accessories	62333	60000	60000	30000	30000	30000
	208	Repair and maintenance of buildings and accessories	19581	20000	20000	30000	30000	30000
	209	Stationery, Publications and Office Supplies	277032	260000	260000	300000	300000	300000
	210	Substances and raw materials (medicines, clothes, food, films, etc..)	19576	20000	20000	30000	30000	30000
	211	Cleaning services and supplies including cleaning contracts	1037750	1100000	1100000	1305000	1355000	1355000
	212	Insurance	13355	35000	35000	20000	20000	20000
	213	Official Travel Missions	7869	15000	15000	15000	15000	15000
	214	Goods and services expenses	849043	616000	616000	790000	900000	905000
Total			6308263	5841000	5841000	6665000	7025000	7080000
25		Subsidies						
2511		Subsidies to Public Corporations						
	304	Subsidies to non-financial public institution	10956699	5600000	5600000	5700000	5800000	5900000
Total			10956699	5600000	5600000	5700000	5800000	5900000
28		Other Expenditures						
2821		Other Current Expenditures						
	302	Contributions	307065	504000	504000	514000	514000	514000
	303	Scientific scholarships and training courses	0	6000	6000	6000	6000	6000
	305	Non-Employees' Bonuses	129036	240000	240000	250000	250000	250000
Total			436101	750000	750000	770000	770000	770000
Total of Chapter			53278481	53957000	52948000	55617000	56552000	57189000

Current Expenditures According to Program and Activities for the Years 2020 - 2024

Chapter : 1101 - Ministry of Justice

(In JDs)

Program : 1801 - Administration and Support Services								
Activity : 601 - Administrative and Support Services								
Group	Item	Description	Actual 2020	Estimated 2021	Re-estimated 2021	Estimated 2022	Indicative 2023	Indicative 2024
21		Compensations of Employees						
2111		Salaries, Wages and Allowances						
	101	Classified Employees	51309	9000	4000	5000	5000	5000
	102	Unclassified Employees	8468074	8400000	8330000	8400000	8500000	8550000
	103	Comprehensive Contract Employees	461039	509000	430000	470000	480000	490000
	105	Personal Cost of Living Allowance	7789841	8240000	7766000	8100000	8150000	8250000
	106	Family Cost of Living Allowance	523496	515000	515000	555000	565000	570000
	110	Overtime Allowance	0	15000	15000	250000	250000	250000
	111	Additional Allowance	3986417	5000000	5000000	5390000	5550000	5700000
	113	Transportation Allowance	634075	725000	725000	750000	750000	760000
	114	Transport Allowance	762726	800000	800000	870000	870000	870000
	115	Field Visit Allowance	82046	105000	105000	122000	124000	128000
	116	Employees' Bonuses	6203639	10550000	10550000	10550000	10550000	10550000
	120	Contract Employees	1982977	2551000	2170000	2520000	2590000	2680000
		Total	30945639	37419000	36410000	37982000	38389000	38803000
2121		Social Security Contributions						
	301	Social Security	4556383	4347000	4347000	4500000	4568000	4636000
		Total	4556383	4347000	4347000	4500000	4568000	4636000
22		Use of Goods and Services						
2211		Use of Goods and Services						
	201	Rents	1357731	1350000	1350000	1525000	1525000	1525000
	202	Telecommunications Services	383763	290000	290000	360000	360000	360000
	203	Water	74999	75000	75000	80000	80000	80000
	204	Electricity	1921497	1700000	1700000	1850000	2050000	2100000
	205	Fuels	188895	200000	200000	230000	230000	230000
		001 Heating	89999	100000	100000	200000	200000	200000
		002 Saloon vehicles	98896	100000	100000	30000	30000	30000
	206	Maintenance of Machines, furniture and accessories	94839	100000	100000	100000	100000	100000
	207	Maintenance of vehicles, equipment and accessories	62333	60000	60000	30000	30000	30000
	208	Repair and maintenance of buildings and accessories	19581	20000	20000	30000	30000	30000
	209	Stationery, Publications and Office Supplies	277032	260000	260000	300000	300000	300000
	210	Substances and raw materials (medicines, clothes, food, films, etc..)	19576	20000	20000	30000	30000	30000
	211	Cleaning services and supplies including cleaning contracts	1037750	1100000	1100000	1305000	1355000	1355000
	212	Insurance	13355	35000	35000	20000	20000	20000
	213	Official Travel Missions	7869	15000	15000	15000	15000	15000
	214	Goods and services expenses	801530	616000	616000	790000	900000	905000
		013 Services, security and guarding contracts	0	45000	45000	55000	55000	55000
		023 Translation expenditures	40000	30000	30000	50000	60000	65000
		058 Judicial compensations	61644	50000	50000	50000	50000	50000
		121 Administrative expenses	10000	10000	10000	10000	10000	10000
		138 Witnesses transport	179886	120000	120000	135000	135000	135000
		139 Criminal prosecution experts services	80000	75000	75000	90000	90000	90000
		140 Sharia Medicine services	330000	195000	195000	250000	300000	300000
		141 Judicial notifications	100000	91000	91000	150000	200000	200000
		Total	6260750	5841000	5841000	6665000	7025000	7080000
28		Other Expenditures						
2821		Other Current Expenditures						
	302	Contributions	7080	14000	14000	14000	14000	14000
	303	Scientific scholarships and training courses	0	6000	6000	6000	6000	6000
	305	Non-Employees' Bonuses	3983	240000	240000	250000	250000	250000
		Total	11063	260000	260000	270000	270000	270000
		Total of Activity	41773835	47867000	46858000	49417000	50252000	50789000
Activity : 602 - Social Solidarity Fund for judges and Ministry of Justice staff								
Group	Item	Description	Actual 2020	Estimated 2021	Re-estimated 2021	Estimated 2022	Indicative 2023	Indicative 2024
25		Subsidies						
2511		Subsidies to Public Corporations						
	304	Subsidies to non-financial public institutions	6274000	5550000	5550000	5650000	5750000	5850000
		098 Account of Ministry of Justice employees in the Fund *	6274000	5550000	5550000	5650000	5750000	5850000
		Total	6274000	5550000	5550000	5650000	5750000	5850000
		Total of Activity	6274000	5550000	5550000	5650000	5750000	5850000

Current Expenditures According to Program and Activities for the Years 2020 - 2024

Chapter : 1101 - Ministry of Justice

(In JDs)

Program : 1801 - Administration and Support Services								
Activity : 603 - Judicial Executive								
Group	Item	Description	Actual 2020	Estimated 2021	Re-estimated 2021	Estimated 2022	Indicative 2023	Indicative 2024
22		Use of Goods and Services						
2211		Use of Goods and Services						
	214	Goods and services expenses	47513	0	0	0	0	0
	001	Events and hospitality	6513	0	0	0	0	0
	013	Services, security and guarding contracts	41000	0	0	0	0	0
		Total	47513	0	0	0	0	0
25		Subsidies						
2511		Subsidies to Public Corporations						
	304	Subsidies to non-financial public institutions	4182699	0	0	0	0	0
	111	Judicial Executive Account	4182699	0	0	0	0	0
		Total	4182699	0	0	0	0	0
28		Other Expenditures						
2821		Other Current Expenditures						
	302	Contributions	299985	490000	490000	500000	500000	500000
	014	Saving Fund contribution	0	490000	490000	500000	500000	500000
	016	Health insurance contributions	299985	0	0	0	0	0
	305	Non-Employees' Bonuses	125053	0	0	0	0	0
		Total	425038	490000	490000	500000	500000	500000
		Total of Activity	4655250	490000	490000	500000	500000	500000
		Total of Program	52703085	53907000	52898000	55567000	56502000	57139000
Program : 1810 - Enhance and qualify judges capacities (Judicial Institute formerly)								
Activity : 601 - Training of judges								
Group	Item	Description	Actual 2020	Estimated 2021	Re-estimated 2021	Estimated 2022	Indicative 2023	Indicative 2024
21		Compensations of Employees						
2111		Salaries, Wages and Allowances						
	101	Classified Employees	1076	0	0	0	0	0
	102	Unclassified Employees	22268	0	0	0	0	0
	105	Personal Cost of Living Allowance	13233	0	0	0	0	0
	106	Family Cost of Living Allowance	1160	0	0	0	0	0
	111	Additional Allowance	9580	0	0	0	0	0
	113	Transportation Allowance	620	0	0	0	0	0
	114	Transport Allowance	280	0	0	0	0	0
	116	Employees' Bonuses	26352	0	0	0	0	0
		Total	74569	0	0	0	0	0
2121		Social Security Contributions						
	301	Social Security	827	0	0	0	0	0
		Total	827	0	0	0	0	0
		Total of Activity	75396	0	0	0	0	0
		Total of Program	75396	0	0	0	0	0
Program : 1820 - Criminal Justice and development of legislation								
Activity : 601 - Legal aid in courts								
Group	Item	Description	Actual 2020	Estimated 2021	Re-estimated 2021	Estimated 2022	Indicative 2023	Indicative 2024
25		Subsidies						
2511		Subsidies to Public Corporations						
	304	Subsidies to non-financial public institutions	500000	50000	50000	50000	50000	50000
	127	Legal Assistance Fund **	500000	50000	50000	50000	50000	50000
		Total	500000	50000	50000	50000	50000	50000
		Total of Activity	500000	50000	50000	50000	50000	50000
		Total of Program	500000	50000	50000	50000	50000	50000
		Total of Chapter	53278481	53957000	52948000	55617000	56552000	57189000

* This item shall be disbursed not exceeding the amount transferred to the Public Treasury according to provisions of applicable Revenues Supplying Law of Government Departments and Units.

** The program appropriations allocated within the budget of the Judiciary Council, according to the Judicial Independence Law No. (29) of 2014 and its amendments and regulations issued thereunder.

Overall Summary of Capital Expenditures for the Years 2020 - 2024

Chapter : 1101 Ministry of Justice

(In JDs)

Group	Item	Description	Actual 2020	Estimated 2021	Re-estimated 2021	Estimated 2022	Indicative 2023	Indicative 2024
		Expenditures						
22		Use of Goods and Services						
2211		Use of Goods and Services						
	510	Buildings and facilities repair and maintenance	326601	735000	585000	1076000	3810000	3810000
	512	Operating and Sustaining Expenditures	759443	855000	717000	3245000	873000	873000
Total			1086044	1590000	1302000	4321000	4683000	4683000
28		Other Expenditures						
2822		Other Capital Expenditures						
	504	Studies, Research and Consultations	0	35000	35000	10000	10000	10000
Total			0	35000	35000	10000	10000	10000
		Fixed Assets						
31		Non-financial Assets						
3111		Buildings and Constructions						
	508	Works and Constructions	3981640	4560000	4010000	8430000	10600000	9200000
Total			3981640	4560000	4010000	8430000	10600000	9200000
3112		Devices, Machinery and Equipment						
	505	Equipment, Machines and Devices	1044845	1349000	995000	955000	950000	955000
Total			1044845	1349000	995000	955000	950000	955000
3113		Other Fixed Assets						
	511	Equipping and furnishing	68330	195000	165000	120000	120000	120000
Total			68330	195000	165000	120000	120000	120000
Total of Chapter			6180859	7729000	6507000	13836000	16363000	14968000

Capital Expenditures According to Program and Projects for the Years 2020 - 2024

Chapter : 1101 Ministry of Justice

(In JDs)

Program 1801 Administration and Support Services								
Project 001 Increasing efficiency and developing support services of the Judicial Body								
Fund Source 102001 Capital (Treasury)								
Group	item	Description	Actual 2020	Estimated 2021	Re-estimated 2021	Estimated 2022	Indicative 2023	Indicative 2024
22		Use of Goods and Services						
2211		Use of Goods and Services						
	512	Operating and Sustaining Expenditures						
	008	Qualification and training expenses	49575	50000	50000	100000	100000	100000
	014	Archiving and documentation	0	100000	100000	75000	75000	75000
	070	Stationery and publications	111210	100000	50000	50000	50000	50000
	118	Repayment of due claims	0	50000	50000	50000	75000	75000
		Total of Item	160785	300000	250000	275000	300000	300000
31		Non-financial Assets						
3112		Devices, Machinery and Equipment						
	505	Equipment, Machines and Devices						
	001	Computers and accessories	75363	100000	100000	90000	100000	100000
	003	Office supplies and equipment	0	50000	25000	25000	25000	25000
		Total of Item	75363	150000	125000	115000	125000	125000
3113		Other Fixed Assets						
	511	Equipping and furnishing						
	006	Furnishing and equipping the buildings and facilities	57289	125000	125000	100000	100000	100000
		Total of Item	57289	125000	125000	100000	100000	100000
		Total of Project / Treasury	293437	575000	500000	490000	525000	525000
Project 002 Software development account								
Fund Source 102001 Capital (Treasury)								
Group	item	Description	Actual 2020	Estimated 2021	Re-estimated 2021	Estimated 2022	Indicative 2023	Indicative 2024
31		Non-financial Assets						
3112		Devices, Machinery and Equipment						
	505	Equipment, Machines and Devices						
	001	Computers and accessories	0	100000	50000	75000	75000	80000
		Total of Item	0	100000	50000	75000	75000	80000
		Total of Project / Treasury	0	100000	50000	75000	75000	80000
		Total of Program	293437	675000	550000	565000	600000	605000

Capital Expenditures According to Program and Projects for the Years 2020 - 2024

Chapter : 1101 Ministry of Justice

(In JDs)

Program		1805 Judicial Work Development (Regular Judiciary formerly)						
Project		001 Upgrading and development of the judicial work efficiency						
Fund Source		102001 Capital (Treasury)						
Group	item	Description	Actual 2020	Estimated 2021	Re-estimated 2021	Estimated 2022	Indicative 2023	Indicative 2024
22		Use of Goods and Services						
2211		Use of Goods and Services						
	512	Operating and Sustaining Expenditures						
	014	Archiving and documentation	48767	0	0	0	0	0
	118	Repayment of due claims	162811	0	0	0	0	0
		Total of Item	211578	0	0	0	0	0
31		Non-financial Assets						
3112		Devices, Machinery and Equipment						
	505	Equipment, Machines and Devices						
	003	Office supplies and equipment	19435	0	0	0	0	0
		Total of Item	19435	0	0	0	0	0
		Total of Project / Treasury	231013	0	0	0	0	0
		Total of Program	231013	0	0	0	0	0

Capital Expenditures According to Program and Projects for the Years 2020 - 2024

Chapter : 1101 Ministry of Justice

(In JDs)

Program 1815 Justice Environment Improvement and Continuous Modernization								
Project 001 Improvement, development and modernization of courts Infrastructure								
Fund Source 102001 Capital (Treasury)								
Group	item	Description	Actual 2020	Estimated 2021	Re-estimated 2021	Estimated 2022	Indicative 2023	Indicative 2024
22		Use of Goods and Services						
2211		Use of Goods and Services						
	510	Buildings and facilities repair and maintenance						
	009	Buildings repair and renovation	318351	225000	175000	466000	300000	300000
Total of Item			318351	225000	175000	466000	300000	300000
	512	Operating and Sustaining Expenditures						
	118	Repayment of due claims	0	0	0	1568000	0	0
Total of Item			0	0	0	1568000	0	0
31		Non-financial Assets						
3112		Devices, Machinery and Equipment						
	505	Equipment, Machines and Devices						
	006	Public safety devices and equipment	4988	25000	10000	25000	25000	25000
	023	Electrical devices and equipment	28725	25000	15000	15000	20000	20000
	075	Criminal evidences	0	0	0	75000	0	0
Total of Item			33713	50000	25000	115000	45000	45000
Total of Project / Treasury			352064	275000	200000	2149000	345000	345000
Project 007 Establishing and equipping the house of justice in Ma'an								
Fund Source 102001 Capital (Treasury)								
Group	item	Description	Actual 2020	Estimated 2021	Re-estimated 2021	Estimated 2022	Indicative 2023	Indicative 2024
22		Use of Goods and Services						
2211		Use of Goods and Services						
	512	Operating and Sustaining Expenditures						
	118	Repayment of due claims	0	0	0	880000	0	0
Total of Item			0	0	0	880000	0	0
31		Non-financial Assets						
3111		Buildings and Constructions						
	508	Works and Constructions						
	013	Construction of buildings	1356354	1300000	1150000	1600000	1000000	0
Total of Item			1356354	1300000	1150000	1600000	1000000	0
Total of Project / Treasury			1356354	1300000	1150000	2480000	1000000	0
Project 009 Establishing and equipping Jordan Judicial Institute building								
Fund Source 102001 Capital (Treasury)								
Group	item	Description	Actual 2020	Estimated 2021	Re-estimated 2021	Estimated 2022	Indicative 2023	Indicative 2024
31		Non-financial Assets						
3111		Buildings and Constructions						
	508	Works and Constructions						
	013	Construction of buildings	7564	0	0	0	0	0
Total of Item			7564	0	0	0	0	0
Total of Project / Treasury			7564	0	0	0	0	0

Capital Expenditures According to Program and Projects for the Years 2020 - 2024

Chapter : 1101 Ministry of Justice

(In JDs)

Program 1815 Justice Environment Improvement and Continuous Modernization								
Project 013 Upgrading the electronic readiness and developing infrastructure of computerization projects								
Fund Source 102001 Capital (Treasury)								
Group	item	Description	Actual 2020	Estimated 2021	Re-estimated 2021	Estimated 2022	Indicative 2023	Indicative 2024
31		Non-financial Assets						
3112		Devices, Machinery and Equipment						
	505	Equipment, Machines and Devices						
	001	Computers and accessories	108129	150000	120000	250000	250000	250000
		Total of Item	108129	150000	120000	250000	250000	250000
		Total of Project / Treasury	108129	150000	120000	250000	250000	250000
Project 014 Issuance of New Version of Mizan System Project								
Fund Source 102001 Capital (Treasury)								
Group	item	Description	Actual 2020	Estimated 2021	Re-estimated 2021	Estimated 2022	Indicative 2023	Indicative 2024
22		Use of Goods and Services						
2211		Use of Goods and Services						
	512	Operating and Sustaining Expenditures						
	015	Operating systems and software	15000	15000	15000	40000	40000	40000
		Total of Item	15000	15000	15000	40000	40000	40000
31		Non-financial Assets						
3112		Devices, Machinery and Equipment						
	505	Equipment, Machines and Devices						
	001	Computers and accessories	0	15000	15000	40000	40000	40000
		Total of Item	0	15000	15000	40000	40000	40000
		Total of Project / Treasury	15000	30000	30000	80000	80000	80000
Project 015 Electronic archiving Project								
Fund Source 102001 Capital (Treasury)								
Group	item	Description	Actual 2020	Estimated 2021	Re-estimated 2021	Estimated 2022	Indicative 2023	Indicative 2024
22		Use of Goods and Services						
2211		Use of Goods and Services						
	512	Operating and Sustaining Expenditures						
	014	Archiving and documentation	35859	150000	125000	50000	100000	100000
		Total of Item	35859	150000	125000	50000	100000	100000
		Total of Project / Treasury	35859	150000	125000	50000	100000	100000
Project 020 Jerash House of Justice building								
Fund Source 102001 Capital (Treasury)								
Group	item	Description	Actual 2020	Estimated 2021	Re-estimated 2021	Estimated 2022	Indicative 2023	Indicative 2024
31		Non-financial Assets						
3111		Buildings and Constructions						
	508	Works and Constructions						
	013	Construction of buildings	1750000	1700000	1500000	2200000	0	0
		Total of Item	1750000	1700000	1500000	2200000	0	0
		Total of Project / Treasury	1750000	1700000	1500000	2200000	0	0

Capital Expenditures According to Program and Projects for the Years 2020 - 2024

Chapter : 1101 Ministry of Justice

(In JDs)

Program 1815 Justice Environment Improvement and Continuous Modernization								
Project 021 Building of Amman Criminal Court								
Fund Source 102001 Capital (Treasury)								
Group	item	Description	Actual 2020	Estimated 2021	Re-estimated 2021	Estimated 2022	Indicative 2023	Indicative 2024
31		Non-financial Assets						
3111		Buildings and Constructions						
	508	Works and Constructions						
	013	Construction of buildings	458317	900000	700000	2000000	3500000	3500000
		Total of Item	458317	900000	700000	2000000	3500000	3500000
		Total of Project / Treasury	458317	900000	700000	2000000	3500000	3500000
Project 023 Remote trial								
Fund Source 102001 Capital (Treasury)								
Group	item	Description	Actual 2020	Estimated 2021	Re-estimated 2021	Estimated 2022	Indicative 2023	Indicative 2024
31		Non-financial Assets						
3112		Devices, Machinery and Equipment						
	505	Equipment, Machines and Devices						
	001	Computers and accessories	209296	250000	150000	260000	260000	260000
		Total of Item	209296	250000	150000	260000	260000	260000
		Total of Project / Treasury	209296	250000	150000	260000	260000	260000
Project 024 E- connectivity								
Fund Source 102001 Capital (Treasury)								
Group	item	Description	Actual 2020	Estimated 2021	Re-estimated 2021	Estimated 2022	Indicative 2023	Indicative 2024
31		Non-financial Assets						
3112		Devices, Machinery and Equipment						
	505	Equipment, Machines and Devices						
	001	Computers and accessories	98909	124000	100000	50000	50000	50000
		Total of Item	98909	124000	100000	50000	50000	50000
		Total of Project / Treasury	98909	124000	100000	50000	50000	50000
Project 025 Rehabilitation of the Amman Palace of Justice building to include the Court of First Instances complex								
Fund Source 102001 Capital (Treasury)								
Group	item	Description	Actual 2020	Estimated 2021	Re-estimated 2021	Estimated 2022	Indicative 2023	Indicative 2024
22		Use of Goods and Services						
2211		Use of Goods and Services						
	510	Buildings and facilities repair and maintenance						
	009	Buildings repair and renovation	0	500000	400000	600000	3500000	3500000
		Total of Item	0	500000	400000	600000	3500000	3500000
		Total of Project / Treasury	0	500000	400000	600000	3500000	3500000
Project 026 Constructing and equipping the Amman Court of Appeal building								
Fund Source 102001 Capital (Treasury)								
Group	item	Description	Actual 2020	Estimated 2021	Re-estimated 2021	Estimated 2022	Indicative 2023	Indicative 2024
31		Non-financial Assets						
3111		Buildings and Constructions						
	508	Works and Constructions						
	013	Construction of buildings	108831	500000	500000	2600000	5500000	5700000
		Total of Item	108831	500000	500000	2600000	5500000	5700000
		Total of Project / Treasury	108831	500000	500000	2600000	5500000	5700000

Capital Expenditures According to Program and Projects for the Years 2020 - 2024

Chapter : 1101 Ministry of Justice

(In JDs)

Program 1815 Justice Environment Improvement and Continuous Modernization								
Project 027 Penal Record								
Fund Source 102001 Capital (Treasury)								
Group	item	Description	Actual 2020	Estimated 2021	Re-estimated 2021	Estimated 2022	Indicative 2023	Indicative 2024
22		Use of Goods and Services						
2211		Use of Goods and Services						
	512	Operating and Sustaining Expenditures						
	015	Operating systems and software	20000	20000	10000	10000	10000	10000
		Total of Item	20000	20000	10000	10000	10000	10000
		Total of Project / Treasury	20000	20000	10000	10000	10000	10000
Project 701 Constructing a third floor for AI -Mafrq Magistrate and First Instance Court / AI-Mafrq								
Fund Source 102001 Capital (Treasury)								
Group	item	Description	Actual 2020	Estimated 2021	Re-estimated 2021	Estimated 2022	Indicative 2023	Indicative 2024
31		Non-financial Assets						
3111		Buildings and Constructions						
	508	Works and Constructions						
	014	Buildings extensions	0	0	0	30000	600000	0
		Total of Item	0	0	0	30000	600000	0
		Total of Project / Treasury	0	0	0	30000	600000	0
Project 704 Establishing courts in Ma'an governorate								
Fund Source 102001 Capital (Treasury)								
Group	item	Description	Actual 2020	Estimated 2021	Re-estimated 2021	Estimated 2022	Indicative 2023	Indicative 2024
31		Non-financial Assets						
3111		Buildings and Constructions						
	508	Works and Constructions						
	013	Construction of buildings	300574	160000	160000	0	0	0
		Total of Item	300574	160000	160000	0	0	0
		Total of Project / Treasury	300574	160000	160000	0	0	0
Total of Program			4820897	6059000	5145000	12759000	15195000	13795000

Capital Expenditures According to Program and Projects for the Years 2020 - 2024

Chapter : 1101 Ministry of Justice

(In JDs)

Program 1820 Criminal Justice and development of legislation								
Project 001 Legal Assistance								
Fund Source 102001 Capital (Treasury)								
Group	item	Description	Actual 2020	Estimated 2021	Re-estimated 2021	Estimated 2022	Indicative 2023	Indicative 2024
22		Use of Goods and Services						
2211		Use of Goods and Services						
	512	Operating and Sustaining Expenditures						
	025	Cases and compensations fees	300000	345000	300000	400000	400000	400000
		Total of Item	300000	345000	300000	400000	400000	400000
		Total of Project / Treasury	300000	345000	300000	400000	400000	400000
Project 002 Reform justice for juveniles								
Fund Source 102001 Capital (Treasury)								
Group	item	Description	Actual 2020	Estimated 2021	Re-estimated 2021	Estimated 2022	Indicative 2023	Indicative 2024
28		Other Expenditures						
2822		Other Capital Expenditures						
	504	Studies, Research and Consultations						
	013	Legal consultations	0	10000	10000	5000	5000	5000
		Total of Item	0	10000	10000	5000	5000	5000
		Total of Project / Treasury	0	10000	10000	5000	5000	5000
Project 003 Alternative punishments								
Fund Source 102001 Capital (Treasury)								
Group	item	Description	Actual 2020	Estimated 2021	Re-estimated 2021	Estimated 2022	Indicative 2023	Indicative 2024
22		Use of Goods and Services						
2211		Use of Goods and Services						
	512	Operating and Sustaining Expenditures						
	008	Qualification and training expenses	0	0	0	7000	8000	8000
		Total of Item	0	0	0	7000	8000	8000
28		Other Expenditures						
2822		Other Capital Expenditures						
	504	Studies, Research and Consultations						
	013	Legal consultations	0	10000	10000	0	0	0
		Total of Item	0	10000	10000	0	0	0
31		Non-financial Assets						
3112		Devices, Machinery and Equipment						
	505	Equipment, Machines and Devices						
	073	Electronic bracelet	500000	500000	400000	45000	100000	100000
		Total of Item	500000	500000	400000	45000	100000	100000
		Total of Project / Treasury	500000	510000	410000	52000	108000	108000

Capital Expenditures According to Program and Projects for the Years 2020 - 2024

Chapter : 1101 Ministry of Justice

(In JDs)

Program 1820 Criminal Justice and development of legislation								
Project 004 Development and updating legislation								
Fund Source 102001 Capital (Treasury)								
Group	item	Description	Actual 2020	Estimated 2021	Re-estimated 2021	Estimated 2022	Indicative 2023	Indicative 2024
22		Use of Goods and Services						
2211		Use of Goods and Services						
	512	Operating and Sustaining Expenditures						
	008	Qualification and training expenses	0	0	0	5000	5000	5000
Total of Item			0	0	0	5000	5000	5000
28		Other Expenditures						
2822		Other Capital Expenditures						
	504	Studies, Research and Consultations						
	013	Legal consultations	0	5000	5000	0	0	0
Total of Item			0	5000	5000	0	0	0
Total of Project / Treasury			0	5000	5000	5000	5000	5000
Project 005 Equipping the infrastructures of juveniles' courts								
Fund Source 102001 Capital (Treasury)								
Group	item	Description	Actual 2020	Estimated 2021	Re-estimated 2021	Estimated 2022	Indicative 2023	Indicative 2024
31		Non-financial Assets						
3112		Devices, Machinery and Equipment						
	505	Equipment, Machines and Devices						
	023	Electrical devices and equipment	0	10000	10000	5000	5000	5000
Total of Item			0	10000	10000	5000	5000	5000
Total of Project / Treasury			0	10000	10000	5000	5000	5000
Project 006 Empowering women to ensure equal opportunity and justice								
Fund Source 102001 Capital (Treasury)								
Group	item	Description	Actual 2020	Estimated 2021	Re-estimated 2021	Estimated 2022	Indicative 2023	Indicative 2024
28		Other Expenditures						
2822		Other Capital Expenditures						
	504	Studies, Research and Consultations						
	013	Legal consultations	0	10000	10000	5000	5000	5000
Total of Item			0	10000	10000	5000	5000	5000
Total of Project / Treasury			0	10000	10000	5000	5000	5000
Project 007 Enhancing right of persons with disabilities in legal remedy								
Fund Source 102001 Capital (Treasury)								
Group	item	Description	Actual 2020	Estimated 2021	Re-estimated 2021	Estimated 2022	Indicative 2023	Indicative 2024
22		Use of Goods and Services						
2211		Use of Goods and Services						
	510	Buildings and facilities repair and maintenance						
	009	Buildings repair and renovation	8250	10000	10000	10000	10000	10000
Total of Item			8250	10000	10000	10000	10000	10000
Total of Project / Treasury			8250	10000	10000	10000	10000	10000

Capital Expenditures According to Program and Projects for the Years 2020 - 2024

Chapter : 1101 Ministry of Justice

(In JDs)

Program 1820 Criminal Justice and development of legislation								
Project 008 Disseminating the legal awareness								
Fund Source 102001 Capital (Treasury)								
Group	item	Description	Actual 2020	Estimated 2021	Re-estimated 2021	Estimated 2022	Indicative 2023	Indicative 2024
22		Use of Goods and Services						
2211		Use of Goods and Services						
	512	Operating and Sustaining Expenditures						
	017	Promotion, advertising and awareness	16221	25000	17000	10000	10000	10000
Total of Item			16221	25000	17000	10000	10000	10000
Total of Project / Treasury			16221	25000	17000	10000	10000	10000
Project 010 Equipping mediation rooms in courts								
Fund Source 102001 Capital (Treasury)								
Group	item	Description	Actual 2020	Estimated 2021	Re-estimated 2021	Estimated 2022	Indicative 2023	Indicative 2024
31		Non-financial Assets						
3113		Other Fixed Assets						
	511	Equipping and furnishing						
	009	Office furniture and equipment	11041	40000	25000	10000	10000	10000
Total of Item			11041	40000	25000	10000	10000	10000
Total of Project / Treasury			11041	40000	25000	10000	10000	10000
Project 012 Equipping the case management chambers in the courts								
Fund Source 102001 Capital (Treasury)								
Group	item	Description	Actual 2020	Estimated 2021	Re-estimated 2021	Estimated 2022	Indicative 2023	Indicative 2024
31		Non-financial Assets						
3113		Other Fixed Assets						
	511	Equipping and furnishing						
	009	Office furniture and equipment	0	30000	15000	10000	10000	10000
Total of Item			0	30000	15000	10000	10000	10000
Total of Project / Treasury			0	30000	15000	10000	10000	10000
Total of Program			835512	995000	812000	512000	568000	568000
Total of Chapter			6180859	7729000	6507000	13836000	16363000	14968000