

## Chapter : 1503 Ministry of Finance/ Jordan Customs

**Creation:** The foundation of the Emirate of Transjordan in 1921 was accompanied by the establishment of the first customs administration, it was named then the Directorate of Public Statistics and Tolls; it was associated administratively by the Board of Advisers (the Prime Ministry). Its objective was census, inspection and collection of revenues on goods incoming to the country. The customs department headed by Director General linked currently to Minister of Finance, the first law regulating its work was issued in 1926, called (Customs and Tolls Law) which was amended at the first time in 1936, Law No.(1) issued in 1962, Temporary Customs Law No. (16) of 1983 was issued, it continued in force until Law No. (20) for the year 1998 was issued. The first customs tariff included the tables of the exchanged commodities and the imposed fees ratio was issued in 1936 and was amended several times in the years of 1957 and 1962, most recently in Harmonized System lunched by the World Customs Organization which had been introduced in 1994. The Customs operate under Administrative Regulation bylaw No. (27) of 2011. The department is currently headed by a Director General affiliated with the Minister of Finance.

**Vision :** Jordan ranks globally among the best twenty countries for security and facilitation of cross-border trade.

**Mission:** Create a fair competitive environment for business, contribute to promoting the national economy, homeland security, and the safety of citizens; facilitate the trade movement by providing distinguished Customs services to stakeholders in line with the international best practices and in effective cooperation and coordination with all partners.

**Legal Framework :** Customs Law No. (20) of 1998 and amendments thereto under the amended Law No. (33) of 2018 and the amended Law No. (10) of 2019, which came into effect dated 30/8/2019.

### Tasks of the Ministry / Department:

- Contribute to increasing the efficiency of national economy, promoting investment and enhancing the competitive capability of the national industry.
- Facilitate the commercial exchange between the Kingdom and other countries and facilitate customs clearance processes.
- Combating smuggling and limiting illegal commercial activities and contributing to protecting national security, the local community and the environment from hazardous substances.
- Supply Treasury with domestic revenues.
- Enhance the ability of the national industry to compete.

### Ministry/Department Contribution to the Achievement of the National Objectives:

- Preserve the overall financial stability, develop the financial policies and improve the business environment
- Support the engines of economic growth, control the state's general budget deficit, preserve the financial and monetary stability, and improve the competitiveness.
- Promoting the quality of government services provided to citizens.

### Major Issues and Challenges which face the Ministry / Department:

- Instability of the political and security situations in some neighbouring countries.
- Multiplicity of entities concerned with encouraging investment and weak coordination with the department.
- Fraud and exploitation of granted facilities and exemptions illegally.
- Diversity and development of smuggling methods and customs fraud.
- The rapid technological change and its impact on the technological environment of the Department relating to keep up with developments.
- The change in priorities of customs operations in light of the emergence of new methodologies in the 21st century customs in finding a balance between trade security and facilitation of trade procedures.
- Lack of human cadre.

**CHAPTER : 1503 Ministry of Finance/ Jordan Customs**

**Strategic Objectives and Performance Indicators of the Ministry / Department**

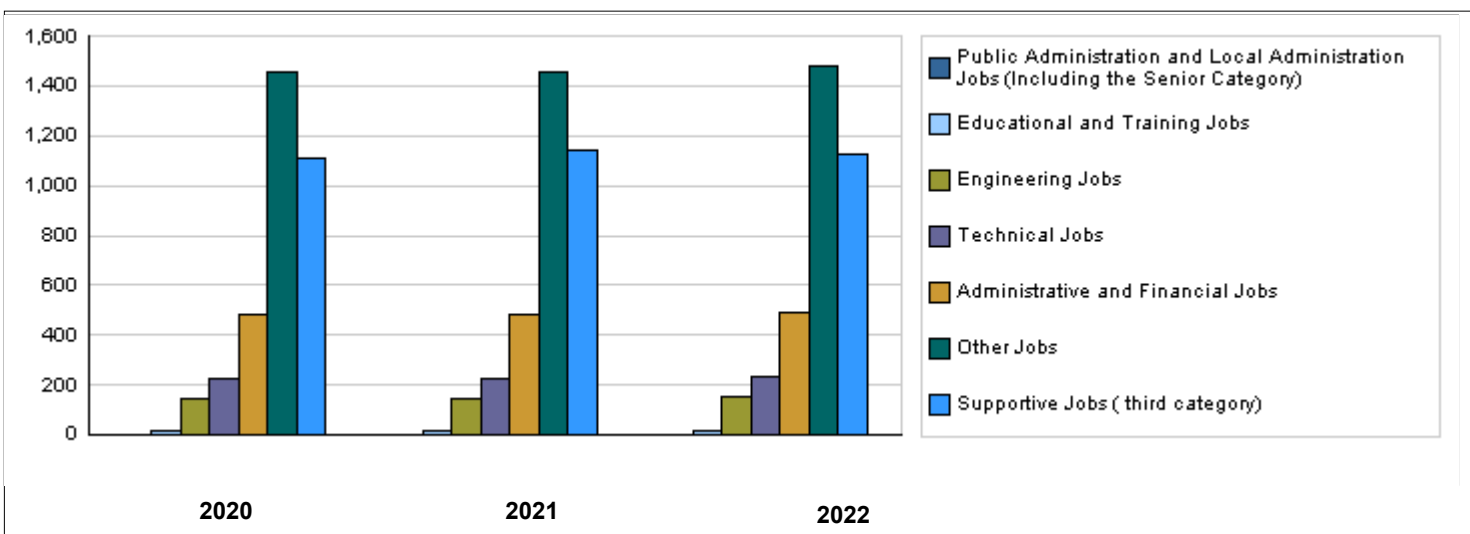
Strategic Objective	Performance Indicator	Base year	Value	Actual Value	Target Value	Preliminary Self Evaluation	Target Value		
				2020	2021	2021	2022	2023	2024
<b>1 - To protect and enhance the customs revenues</b>	1 Amounts collected from customs duties (million JDs)	2019	249	250	252	252	256	256	270
	2 Amounts collected from customs fines (million JDs)	2019	24	18	19	19	19	19	20
	3 Percentage of overall revenues collected out of the revenue due.	2019	87.8%	88.2	88.5%	88.5%	88.9%	88.9%	88.9%
	4 Percentage of claims collected out of the amounts due/ subsequent audit	2019	80.3%	80.5%	80.9%	80.9%	81.2%	81.2%	81.2%
	5 Percentage of claims collected out of the amounts due/ issues	2019	26.6%	27%	28%	28%	29%	29%	29%
	6 Amount of other collected domestic revenues (million JDs)	2019	1213	1272	1282	1282	1289	1289	1290
<b>2 - To increase the satisfaction of partners, customers and society.</b>	1 Percentage of customer satisfaction	2019	89%	90.5%	91%	91%	91%	91%	91%
	2 Percentage of stakeholders satisfaction	2019	86%	93%	93%	93%	93%	93%	93%
	3 Percentage of satisfaction of targeted social strata with community initiatives.	2020	-	-	80%	80%	81%	81%	81.5%
	4 Number of citizens benefiting from community initiatives	2019	820	840	860	860	880	880	880
<b>3 - To increase the efficiency of customs clearance processes.</b>	1 Percentage of decrease in the release time of cargo / maritime	2019	18%	20%	20%	20%	25%	25%	24%
	2 Percentage of decrease in the release time of cargo / land	2020	0	10%	20%	20%	20%	20%	19%
	3 Percentage of decrease in the release time of cargo / air	2020	0	10%	20%	20%	20%	20%	19%
	4 Time for completing the customs declaration (customs only) / per minute	2019	138	111	100	100	95	95	94
	5 Percentage of decrease in number of objections over the classification and value estimation processes in Aqaba Customs	2019	37.5%	34.5%	32.5%	32.5%	30.5%	28.5%	26.5%
	6 Percentage of reduction in the number of objections to classification and value estimation operations in other customs centers.	2019	75%	75%	72%	72%	70%	68%	66%
<b>4 - To strengthen the operations of customs control</b>	1 Percentage of detection of non-conforming data out of total red lane data	2019	26%	26%	27%	27%	28%	28%	28%
	2 Percentage of detection of non-conforming data out of total yellow lane data	2019	10.5%	10.5%	10.5%	10.5%	10.5%	10%	10%
	3 Percentage of seized cases out of total number of customs declarations (actual smuggling + sentence of smuggling and violations)	2019	5.9%	6%	6.1%	6.1%	6.2%	6.2%	6.2%
	4 Percentage of smuggling cases resulting from informants/ investigations	2019	4.8%	5.2%	5.5%	5.5%	5.9%	5.9%	5.9%
	5 Percentage of cases discovered using X-ray scanners	2019	7.15%	8%	9%	9%	10%	10%	10%
	6 Retention percentage of golden list companies with their membership	2019	100%	99%	99%	99%	99%	99%	99%
	7 Retention percentage of silver list companies with their membership	2019	92%	90%	90%	90%	90%	90%	90%
	8 Number of seizures of unauthorized funds for arriving passengers.	2019	51	51	60	60	55	55	55
<b>5 - To promote the environmental sustainability</b>	1 Amount of the financial surplus resulting from recycling paper (in JDs).	2019	4000	3500	3500	3500	3500	3500	3535
	2 Amount of the financial surplus resulting from operating the solar cells (in thousand JDs)	2019	584	650	800	800	1000	1000	1000
<b>6 - To increase the effectiveness of performance and the institutional capacities.</b>	1 Percentage of improved procedures as a result of audit processes (internal and external)	2019	31%	35%	35%	35%	40%	30%	31%
	2 Percentage of electronic transformation of all services provided to customers.	2019	54%	57%	60%	60%	63%	60%	61%

## Strategic Objectives and Performance Indicators of the Ministry / Department

Strategic Objective	Performance Indicator	Base year	Value	Actual Value	Target Value	Preliminary Self Evaluation	Target Value		
				2020	2021	2021	2022	2023	2024
6 - To increase the effectiveness of performance and the institutional capacities.	3 Number of electronic services provided to employees (cumulative)	2019	110	113	116	116	119	122	123
	4 Number of completed electronic services to customers (cumulative).	2019	83	88	93	93	98	99	99
	5 Percentage of improvements to the organizational structure	2019	70%	75%	80%	80%	80%	80%	80%
	6 Percentage of training needs coverage	2019	92.8%	95%	95%	95%	95%	95%	95%
	7 Average of employee performance evaluation	2019	91.2%	91.2%	91.2%	91.2%	91.3%	91.3%	91.3%
	8 Percentage of employees' satisfaction	2019	75%	81%	81.5%	81.5%	82%	82%	82%
	9 Percentage of employee commitment to work ethics	2019	93.8%	93.5%	93.5%	93.5%	93.5%	93.5%	93.5%
	10 Percentage of staff retention	2019	99%	99%	99%	99%	99%	99%	99%
	11 Percentage of applicable creative ideas	2019	14%	20%	20%	20%	20%	20%	20%
	12 Number of employees who obtained internal excellence awards	2019	40	40	40	40	40	40	40
	13 Number of employees who obtained excellence awards from award-granting entities (King Abdullah II Center for Excellence, Civil Service Bureau)	2020	-	2	2	2	2	2	2
	14 Number of employees who obtained specialized professional certificates	2019	6	10	12	12	15	15	15

## Number of Staff of the Ministry / Department

Group	Job	2020			2021			Preliminary 2022		
		Male	Female	Total	Male	Female	Total	Male	Female	Total
Public Administration and Local Administration Jobs (Including the Senior Category)	Customs Director General/ Major-General	1	0	1	1	0	1	1	0	1
Educational and Training Jobs	Educational jobs/ Sergeant - Lieutenant Colonel	7	6	13	7	5	12	8	6	14
Engineering Jobs	Engineering jobs/ Customs lieutenant - Major	134	11	145	136	10	146	140	10	150
Technical Jobs	Technical jobs/Customs Sergeant- Lieutenant Colone	205	18	223	208	17	225	212	19	231
Administrative and Financial Jobs	Customs Officer/ Sergeant-Colonel	184	50	234	191	49	240	193	51	244
	Administrative and financial jobs	190	59	249	190	54	244	190	54	244
Other Jobs	Customs Appraiser/ Captain- Sergeant	350	0	350	350	0	350	353	0	353
	Customs Auditor/ Sergeant- Colonel	360	0	360	360	0	360	365	0	365
	Customs Inspector/ Sergeant- Lieutenant	519	33	552	515	30	545	520	30	550
	Customs Sampler/ Sergeant - Colonel	130	0	130	132	0	132	140	0	140
	Customs Director/ Consultant/ Colonel - Brigadier-	64	2	66	61	9	70	61	9	70
Supportive Jobs ( third category)	Administrative jobs/Policeman - Agent	345	0	345	360	0	360	355	0	355
	Escort	180	0	180	195	0	195	190	0	190
	Customs Inspector/ Policeman- Agent	550	31	581	560	28	588	551	28	579
<b>Total</b>		<b>3219</b>	<b>210</b>	<b>3429</b>	<b>3266</b>	<b>202</b>	<b>3468</b>	<b>3279</b>	<b>207</b>	<b>3486</b>
<b>Total Cost of Salaries</b>		19840965	1294378	21135343	20662065	1277935	21940000	21972874	1387126	23360000



Key Information of the Ministry / Department	
No.	Description
1	The department has run (5) solar power stations: Wadi alutom Center station, Wadi Araba station, Aqaba Customs Center staff housing station, Anti-Smuggling Directorate station, Anti-Smuggling Centre station in Rwaished area.
2	Number of customs centers reached (24) distributed as follows: (8) border centers, (2) air centers, (1) postal centers, (4) operating centers in the qualified industrial zones, (9) customs clearance Centers.
3	The department executes a number of pilot projects including: project of developing the international customs clearance system (ASYCUDA) concerned with simplifying the customs declarations procedures, and the e-tracking project concerned with tracking transit trucks.
4	The department has received several award by the King Abdullah II Center for Excellence, and awards at the regional and international level, including (Arab E-government shield) Award, in addition to a number of regional and international positions, including (membership of the Audit Committee and good governance in World Customs Organization).

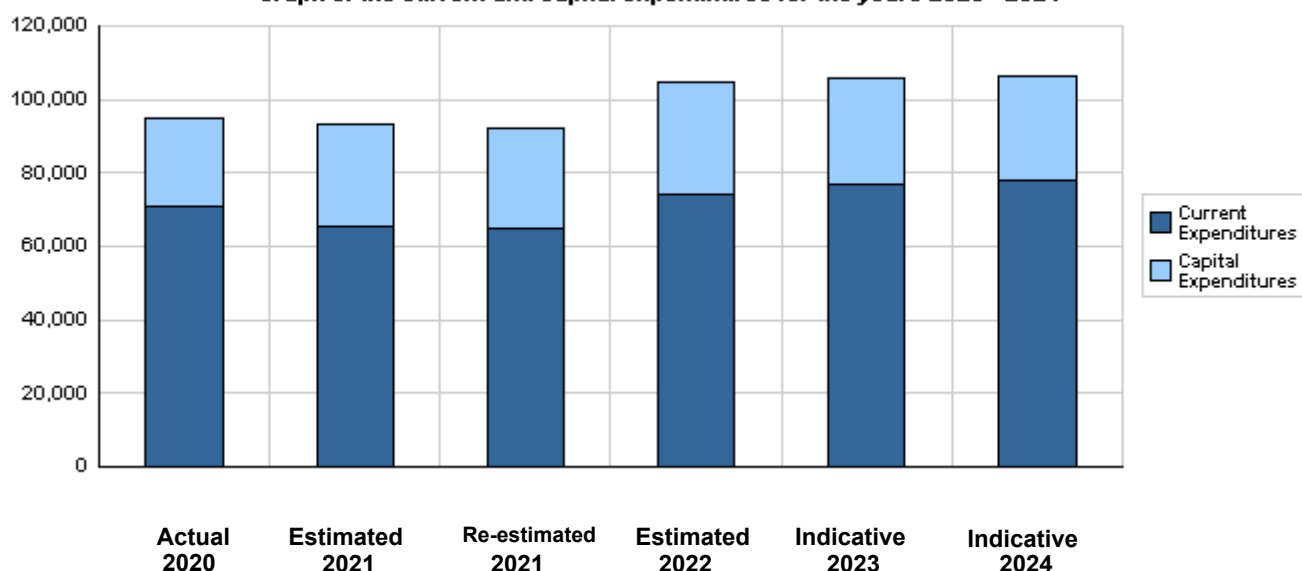
**Overall Summary of Expenditures for Chapter 1503- Ministry of Finance/ Jordan Customs  
for the Years 2020 - 2024**

( In JDs )

Description		Actual 2020	Estimated 2021	Re-estimated 2021	Estimated 2022	Indicative 2023 2024		
<b>Group</b>	<b>Current Expenditures</b>							
2111	Salaries, Wages and Allowances	18,975,343	20,319,000	19,690,000	20,960,000	21,274,000	21,593,000	
2121	Social Security Contributions	2,160,000	2,366,000	2,250,000	2,400,000	2,436,000	2,473,000	
2211	Use of Goods and Services	3,313,788	4,511,000	4,511,000	5,882,000	7,037,000	7,147,000	
2511	Subsidies to Public Corporations	45,000,000	37,000,000	37,000,000	43,000,000	44,000,000	45,000,000	
2821	Other Current Expenditures	1,335,000	1,370,000	1,370,000	1,960,000	1,960,000	1,960,000	
<b>Total current expenditures</b>		<b>70,784,131</b>	<b>65,566,000</b>	<b>64,821,000</b>	<b>74,202,000</b>	<b>76,707,000</b>	<b>78,173,000</b>	
		<b>Capital Expenditures</b>						
2211	Use of Goods and Services	5,868,131	6,976,000	6,976,000	8,050,000	8,850,000	8,650,000	
3111	Buildings and Constructions	15,801,522	17,987,000	17,987,000	19,000,000	17,750,000	17,150,000	
3112	Devices, Machinery and Equipment	1,592,775	1,650,000	1,650,000	1,850,000	1,700,000	1,900,000	
3122	Inventories	799,980	1,000,000	1,000,000	1,500,000	700,000	400,000	
<b>Total capital expenditures</b>		<b>24,062,408</b>	<b>27,613,000</b>	<b>27,613,000</b>	<b>30,400,000</b>	<b>29,000,000</b>	<b>28,100,000</b>	
<b>Treasury</b>		<b>24,062,408</b>	<b>27,613,000</b>	<b>27,613,000</b>	<b>30,400,000</b>	<b>29,000,000</b>	<b>28,100,000</b>	
<b>Total current and capital expenditures</b>		<b>94,846,539</b>	<b>93,179,000</b>	<b>92,434,000</b>	<b>104,602,000</b>	<b>105,707,000</b>	<b>106,273,000</b>	

( Thousands of JDs )

**Graph of the current and capital expenditures for the years 2020 - 2024**

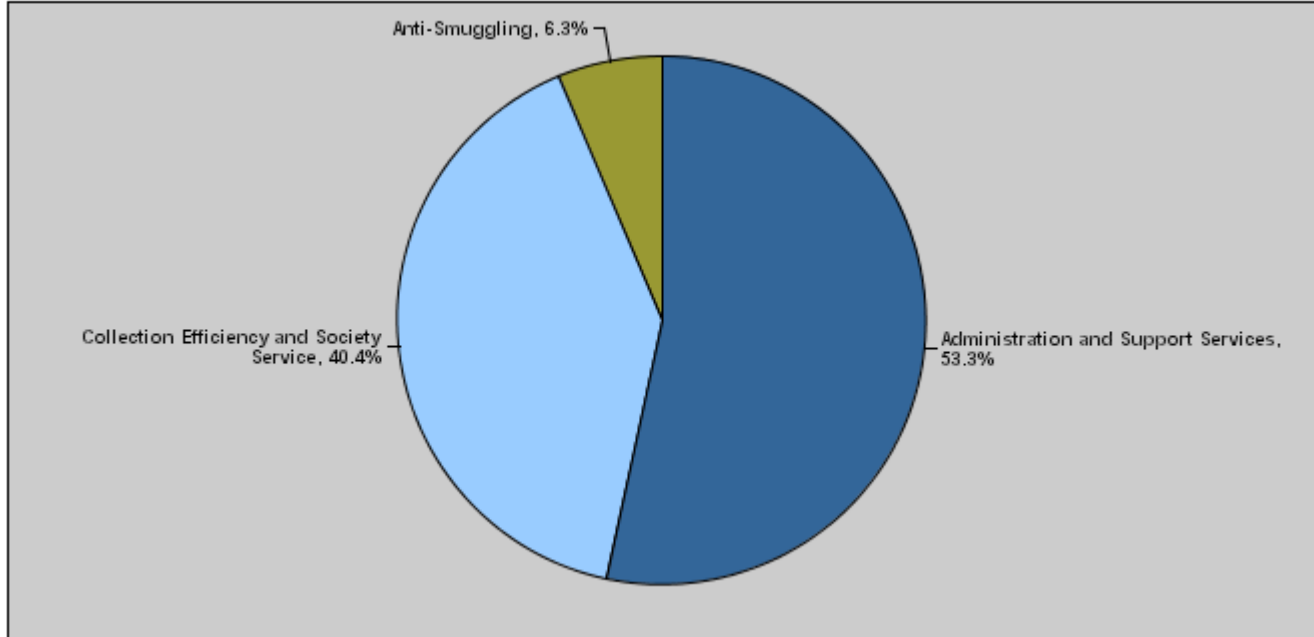


**Budget of Chapter 1503 - Ministry of Finance/ Jordan Customs  
For the Year 2022 Distributed According to Program**

( In JDs )

Prog.	Description	Current Expenditures	Capital Expenditures	Total Expenditures
2401	Administration and Support Services	51,333,000	4,400,000	55,733,000
2405	Collection Efficiency and Society Service	18,290,000	23,950,000	42,240,000
2410	Anti-Smuggling	4,579,000	2,050,000	6,629,000
<b>Total</b>		<b>74,202,000</b>	<b>30,400,000</b>	<b>104,602,000</b>

**Total Expenditures for the Year 2022 Distributed According to Programs**



**Estimated Allocations for Females distributed according to Programs for the Years 2020 - 2024**

Program	2020	2021	2022	2023	2024
2401 Administration and Support Services	7900958	6738450	7699950	7882050	8065650
2405 Collection Efficiency and Society Service	879771	1032180	1157400	1167720	1176600
2410 Anti-Smuggling	0	0	0	0	0
<b>Total</b>	<b>8780729</b>	<b>7770630</b>	<b>8857350</b>	<b>9049770</b>	<b>9242250</b>

**Budget Chapter 1503 - Ministry of Finance/ Jordan Customs Distributed According to the Program**

**2401 Administration and Support Services Program**

**Objective of the program :**

Build and develop the institutional capacities and the general performance of Jordan Customs Department.

**The strategic objective related to the program :**

- To increase the satisfaction of partners, customers and society.
- To increase the efficiency of customs clearance processes.
- To increase the effectiveness of performance and the institutional capacities.

**Directorates associated with the program :**

1- Office of the Director General 2- Administrative Affairs Directorate 3- Financial Affairs Directorate 4- Public relations, Media and International Cooperation Directorate 5- Control and Inspection Directorate 6- Human Resources Directorate 7- Customs Total Quality Management Directorate 8- Customs Public Prosecution Directorate 9- Information Technology Directorate 10- Customer Service and Follow-up Directorate. 11- Customs Training Center 12- Buildings and Maintenance Directorate 13- Strategies and Institutional Development Directorate 14- Legal Affairs Directorate

**Services provided by the program :**

- Provide the necessary financial and administrative services to facilitate operations and activities required by the nature of work.
- Upgrade the staff efficiency through improving their skills and abilities through participating in the necessary courses (internal and external) as per the training needs.
- Conduct necessary studies and statistics and continue issuing circulars, notifications and instructions which help in facilitating and developing the customs work.
- Conduct technical, administrative and financial control processes as well as follow up work achievement.
- Apply the legal accountability regarding businesses which are not consistent with the applicable legislation.

**Staff working in the program :**

The program is implemented through a functional staff in 2021 estimated with ( 855 ) staff, including ( 734 ) males and ( 121 ) females .

**Key Performance Indicators for Program**

Performance Measurement Indicator	Base Year	Value	Actual value	Target Value	Preliminary Self Evaluation	Target Value		
			2020	2021		2021	2022	2023
1 Percentage of executed recommendations from the release time study	2019	20%	35%	30%	30%	25%	10%	10%
2 Percentage of opportunities implemented out of the improvement opportunities stated in all reports	2019	35%	40%	45%	45%	50%	40%	40%
3 Percentage of employees who initiate to introduce ideas	2019	4.6%	4.8%	5%	5%	5%	5%	5%
4 Number of applied community initiatives	2019	28	26	28	28	28	28	28
5 Number of implemented projects to protect the environment from pollution / buildings and maintenance	2019	1	1	1	1	1	1	1
6 Number of implemented projects to protect the environment from pollution / administrative affairs	2019	2	2	2	2	2	1	1

Appropriations Of Administration and Support Services Program as Per Activities and Projects.

( In JDs )

Activities and Projects	Actual	Estimated	Re-estimated	Estimated	Indicative	
	2020	2021	2021	2022	2023	2024
<b>Current Expenditures</b>	<b>52,673,051</b>	<b>45,452,000</b>	<b>44,923,000</b>	<b>51,333,000</b>	<b>52,547,000</b>	<b>53,771,000</b>
601 Administrative and support services	52,673,051	45,452,000	44,923,000	51,333,000	52,547,000	53,771,000
<b>Capital Expenditures</b>	<b>2,655,293</b>	<b>4,500,000</b>	<b>4,500,000</b>	<b>4,400,000</b>	<b>5,100,000</b>	<b>4,800,000</b>
004 Supportive Services and Infrastructure Project	2,655,293	4,500,000	4,500,000	4,400,000	5,100,000	4,800,000
<b>Program / Treasury</b>	<b>2,655,293</b>	<b>4,500,000</b>	<b>4,500,000</b>	<b>4,400,000</b>	<b>5,100,000</b>	<b>4,800,000</b>
<b>Total Program</b>	<b>55,328,344</b>	<b>49,952,000</b>	<b>49,423,000</b>	<b>55,733,000</b>	<b>57,647,000</b>	<b>58,571,000</b>

**Budget Chapter 1503 - Ministry of Finance/ Jordan Customs Distributed According to the Program**

<b>2405</b>	<b>Collection Efficiency and Society Service Program</b>
-------------	--

**Objective of the program :**

Facilitate and control the movement of passengers and goods crossing the Kingdom's borders.

**The strategic objective related to the program :**

- To protect and enhance the customs revenues
- To promote the environmental sustainability

**Directorates associated with the program :**

1-Tariff and Agreements Directorate 2- Temporary Entry Directorate 3- Exemptions Directorate 4- Value Affairs Directorate 5- Transit and Clearance Directorate 6- Cases Directorate 7- Customs Intelligence Directorate 8- Communications and Electronic Control Directorate 9- Risks Management Directorate. The following customs centers are affiliated to this program:- Amman Customs -Aqaba Customs -Queen Alia International Airport Customs -Zarqa Free Zone Customs, King Abdullah II Industrial City Customs/ Sahab, -Al- Hussain Bin Abduallah II Industrial City Customs/ Karak -Al Hasan Industrial City Customs/ Irbid -Jaber Customs -Al-Karameh Customs -Al-Omari Customs - Al-Mudawara Customs - Jordan Valley Cross Point Customs -King Hussein Bridge Customs - Ramtha Customs - Amman Civil Airport Customs- Jordanian Syrian Free Zone Customs -Dlail Customs -Zarqa Customs -The Capital Post Customs -Numeara Ghour Customs -Ammoun Customs -Free Zone Customs / Sheadyeh

**Services provided by the program :**

- Facilitate and control trade traffic through transit.
- Supply the Treasury with revenues.
- Facilitate and control the movement of passengers, goods and transport means crossing the Kingdom's borders, as per the Department's powers as per applicable legislation.
- Fight all types of smuggling.
- Contribute to protecting the local community in the security, economic and social aspects.
- Contribute to controlling commercial activities to prevent the illegitimate activities as per applicable legislation.

**Staff working in the program :**

The program is implemented through a functional staff in 2021 estimated with ( 1450 ) staff, including ( 1369 ) males and ( 81 ) females .

**Key Performance Indicators for Program**

	Performance Measurement Indicator	Base Year	Value	Actual value	Target Value	Preliminary Self Evaluation	Target Value		
				2020	2021		2021	2022	2023
1	Percentage of smuggling cases collected out of the total registered smuggling cases	2019	92%	94%	95%	95%	97%	90%	90%
2	Percentage of violations cases collected out of the total registered violations cases	2019	92%	94%	95%	95%	97%	95%	95%

Appropriations Of Collection Efficiency and Society Service Program as Per Activities and Projects.

( In JDs )

Activities and Projects	Actual	Estimated	Re-estimated	Estimated	Indicative	
	2020	2021	2021	2022	2023	2024
<b>Current Expenditures</b>	<b>14,662,855</b>	<b>17,377,000</b>	<b>17,203,000</b>	<b>18,290,000</b>	<b>19,462,000</b>	<b>19,610,000</b>
601 Providing customs services	14,662,855	17,377,000	17,203,000	18,290,000	19,462,000	19,610,000
<b>Capital Expenditures</b>	<b>20,434,003</b>	<b>21,763,000</b>	<b>21,763,000</b>	<b>23,950,000</b>	<b>21,850,000</b>	<b>21,250,000</b>
002 Camera and Television Control System	800,000	0	0	800,000	800,000	800,000
011 Sustaining and operating X-Ray devices	1,035,000	1,200,000	1,200,000	1,000,000	1,200,000	1,200,000
012 Establishing Amman Customs / Madoneh	15,599,668	16,887,000	16,887,000	18,500,000	17,350,000	16,750,000
013 National Window for customs	2,999,335	2,000,000	2,000,000	2,350,000	2,500,000	2,500,000
014 Implementing and supervising the New Amman Customs Center / Madounah	0	1,676,000	1,676,000	1,300,000	0	0
<b>Program / Treasury</b>	<b>20,434,003</b>	<b>21,763,000</b>	<b>21,763,000</b>	<b>23,950,000</b>	<b>21,850,000</b>	<b>21,250,000</b>
<b>Total Program</b>	<b>35,096,858</b>	<b>39,140,000</b>	<b>38,966,000</b>	<b>42,240,000</b>	<b>41,312,000</b>	<b>40,860,000</b>



**Budget Chapter 1503 - Ministry of Finance/ Jordan Customs Distributed According to the Program**

<b>2410</b>	<b>Anti-Smuggling Program</b>
-------------	-------------------------------

**Objective of the program :**

Fighting smuggling and illegal commercial activities and facilitating trade in transit.

**The strategic objective related to the program :**

- To develop the intelligence processes and risk management.
- To strengthen the operations of customs control.

**Directorates associated with the program :**

- 1- Anti-Smuggling Directorate, affiliated to it:  
 A- Rwaished Patrols  
 B- Aqaba Patrols  
 C- Mafrag Patrols  
 D- Azraq Patrols  
 E- Ma'an Patrols  
 2- Customs Escort Directorate, affiliated to it:  
 A- Azraq Escort  
 B- Ma'an Escort  
 C- Jaber Escort  
 D- Aqaba Escort

**Services provided by the program :**

- Combat all types of smuggling.
- Contribute to protecting the local community in the security, economic and social aspects.
- Contribute to controlling commercial activities to prevent illegitimate activities as per the applicable legislation.
- facilitate and control the movement of trade in transit.

**Staff working in the program :**

The program is implemented through a functional staff in 2021 estimated with ( 1163 ) staff, including ( 1163 ) males and ( 0 ) females .

**Key Performance Indicators for Program**

	Performance Measurement Indicator	Base Year	Value	Actual value	Target Value	Preliminary Self Evaluation	Target Value		
				2020	2021		2021	2022	2023
1	Number of cases resulting from television control and informants	2019	98	70	80	80	90	90	90
2	Percentage of cases discovered in the red lane	2019	1.8%	1.8%	1.8%	1.8%	1.8%	1.8%	1.8%
3	Percentage of cases discovered in the yellow lane	2020	0	1.8%	1.8%	1.8%	1.8%	1.8%	1.8%
4	Percentage of cases discovered in the green lane	2019	0.03%	0.03%	0.03%	0.03%	0.03%	0.03%	0.03%
5	Number of seizures of hazardous substances (drugs, weapons, fireworks)	2019	90	120	150	150	200	120	120
6	Number of infringement cases of intellectual property rights (seized)	2019	356	300	400	400	425	400	400

Appropriations Of Anti-Smuggling Program as Per Activities and Projects.

( In JDs )

Activities and Projects	Actual	Estimated	Re-estimated	Estimated	Indicative	
	2020	2021	2021	2022	2023	2024
<b>Current Expenditures</b>	<b>3,448,225</b>	<b>2,737,000</b>	<b>2,695,000</b>	<b>4,579,000</b>	<b>4,698,000</b>	<b>4,792,000</b>
601 Customs Escort	1,740,627	1,366,000	1,352,500	2,297,000	2,349,000	2,396,000
602 Electronic Tracking	1,707,598	1,371,000	1,342,500	2,282,000	2,349,000	2,396,000
<b>Capital Expenditures</b>	<b>973,112</b>	<b>1,350,000</b>	<b>1,350,000</b>	<b>2,050,000</b>	<b>2,050,000</b>	<b>2,050,000</b>
001 E-tracking and management system for transit trucks	373,112	1,200,000	1,200,000	1,550,000	1,550,000	1,550,000
003 CCTV system for customs patrols	600,000	150,000	150,000	500,000	500,000	500,000
<b>Program / Treasury</b>	<b>973,112</b>	<b>1,350,000</b>	<b>1,350,000</b>	<b>2,050,000</b>	<b>2,050,000</b>	<b>2,050,000</b>
<b>Total Program</b>	<b>4,421,337</b>	<b>4,087,000</b>	<b>4,045,000</b>	<b>6,629,000</b>	<b>6,748,000</b>	<b>6,842,000</b>

Chapter : 1503 Ministry of Finance/ Jordan Customs

( In JDs )

Current Activities Appropriations According to Program								
Prog.	Activites		Actual	Estimated	Re-estimated	Estimated	Indicative	Indicative
			2020	2021	2021	2022	2023	2024
2401	601	Administrative and support services	52673051	45452000	44923000	51333000	52547000	53771000
		Total of Program	52673051	45452000	44923000	51333000	52547000	53771000
2405	601	Providing customs services	14662855	17377000	17203000	18290000	19462000	19610000
		Total of Program	14662855	17377000	17203000	18290000	19462000	19610000
2410	601	Customs Escort	1740627	1366000	1352500	2297000	2349000	2396000
	602	Electronic Tracking	1707598	1371000	1342500	2282000	2349000	2396000
		Total of Program	3448225	2737000	2695000	4579000	4698000	4792000
		Total	70784131	65566000	64821000	74202000	76707000	78173000

Capital Projects Appropriations According to Program								
Prog.	Projects		Actual	Estimated	Re-estimated	Estimated	Indicative	Indicative
			2020	2021	2021	2022	2023	2024
2401	004	Supportive Services and Infrastructure Project	2655293	4500000	4500000	4400000	5100000	4800000
		Total of Program	2655293	4500000	4500000	4400000	5100000	4800000
2405	002	Camera and Television Control System	800000	0	0	800000	800000	800000
	011	Sustaining and operating X-Ray devices	1035000	1200000	1200000	1000000	1200000	1200000
	012	Establishing Amman Customs / Madoneh	15599668	16887000	16887000	18500000	17350000	16750000
	013	National Window for customs	2999335	2000000	2000000	2350000	2500000	2500000
	014	Implementing and supervising the New Amman Customs Center / Madounah	0	1676000	1676000	1300000	0	0
		Total of Program	20434003	21763000	21763000	23950000	21850000	21250000
2410	001	E-tracking and management system for transit trucks	373112	1200000	1200000	1550000	1550000	1550000
	003	CCTV system for customs patrols	600000	150000	150000	500000	500000	500000
		Total of Program	973112	1350000	1350000	2050000	2050000	2050000
		Total	24062408	27613000	27613000	30400000	29000000	28100000

# Overall Summary of Current Expenditures for the Years 2020 - 2024

Chapter: 1503 Ministry of Finance/ Jordan Customs

( In JDs )

Group	Item	Description	Actual 2020	Estimated 2021	Re-estimated 2021	Estimated 2022	Indicative 2023	Indicative 2024
<b>21</b>		<b>Compensations of Employees</b>						
<b>2111</b>		<b>Salaries, Wages and Allowances</b>						
	101	Classified Employees	568705	550000	470000	500000	505000	520000
	102	Unclassified Employees	4841207	4600000	4450000	4750000	4750000	4760000
	105	Personal Cost of Living Allowance	5144782	5100000	4986000	5400000	5480000	5600000
	106	Family Cost of Living Allowance	570645	590000	556000	710000	725000	725000
	111	Additional Allowance	5729917	7340000	7104000	7000000	7140000	7208000
	120	Contract Employees	2120087	2139000	2124000	2600000	2674000	2780000
<b>Total</b>			<b>18975343</b>	<b>20319000</b>	<b>19690000</b>	<b>20960000</b>	<b>21274000</b>	<b>21593000</b>
<b>2121</b>		<b>Social Security Contributions</b>						
	301	Social Security	2160000	2366000	2250000	2400000	2436000	2473000
<b>Total</b>			<b>2160000</b>	<b>2366000</b>	<b>2250000</b>	<b>2400000</b>	<b>2436000</b>	<b>2473000</b>
<b>22</b>		<b>Use of Goods and Services</b>						
<b>2211</b>		<b>Use of Goods and Services</b>						
	201	Rents	178349	250000	250000	250000	250000	250000
	202	Telecommunications Services	138696	100000	100000	130000	160000	160000
	203	Water	78716	80000	80000	80000	80000	90000
	204	Electricity	948941	900000	900000	910000	930000	965000
	205	Fuels	762000	530000	530000	710000	790000	835000
	206	Maintenance of Machines, furniture and accessories	169979	145000	145000	160000	160000	160000
	207	Maintenance of vehicles, equipment and accessories	209615	176000	176000	200000	200000	200000
	208	Repair and maintenance of buildings and accessories	117322	110000	110000	120000	120000	120000
	209	Stationery, Publications and Office Supplies	129946	120000	120000	140000	160000	160000
	210	Substances and raw materials (medicines, clothes, food, films, etc..)	9970	10000	10000	12000	10000	10000
	211	Cleaning services and supplies including cleaning contracts	139910	130000	130000	150000	160000	180000
	212	Insurance	99991	100000	100000	100000	100000	100000
	214	Goods and services expenses	330353	1860000	1860000	2920000	3917000	3917000
<b>Total</b>			<b>3313788</b>	<b>4511000</b>	<b>4511000</b>	<b>5882000</b>	<b>7037000</b>	<b>7147000</b>
<b>25</b>		<b>Subsidies</b>						
<b>2511</b>		<b>Subsidies to Public Corporations</b>						
	304	Subsidies to non-financial public institution	45000000	37000000	37000000	43000000	44000000	45000000
<b>Total</b>			<b>45000000</b>	<b>37000000</b>	<b>37000000</b>	<b>43000000</b>	<b>44000000</b>	<b>45000000</b>
<b>28</b>		<b>Other Expenditures</b>						
<b>2821</b>		<b>Other Current Expenditures</b>						
	305	Non-Employees' Bonuses	335000	370000	370000	460000	460000	460000
	306	Refunds from previous years revenues	1000000	1000000	1000000	1500000	1500000	1500000
<b>Total</b>			<b>1335000</b>	<b>1370000</b>	<b>1370000</b>	<b>1960000</b>	<b>1960000</b>	<b>1960000</b>
<b>Total of Chapter</b>			<b>70784131</b>	<b>65566000</b>	<b>64821000</b>	<b>74202000</b>	<b>76707000</b>	<b>78173000</b>

**Current Expenditures According to Program and Activities for the Years 2020 - 2024**

Chapter : 1503 - Ministry of Finance/ Jordan Customs

(In JDs)

Program : 2401 - Administration and Support Services								
Activity : 601 - Administrative and support services								
Group	Item	Description	Actual 2020	Estimated 2021	Re-estimated 2021	Estimated 2022	Indicative 2023	Indicative 2024
<b>21</b>		<b>Compensations of Employees</b>						
<b>2111</b>		Salaries, Wages and Allowances						
	101	Classified Employees	234616	150000	150000	200000	200000	200000
	102	Unclassified Employees	981000	1080000	930000	850000	850000	860000
	105	Personal Cost of Living Allowance	1169530	1285000	1173000	1000000	1000000	1100000
	106	Family Cost of Living Allowance	91429	130000	99000	150000	155000	155000
	111	Additional Allowance	1158474	1880000	1644000	1500000	1570000	1580000
	120	Contract Employees	699978	574000	574000	500000	550000	600000
		<b>Total</b>	<b>4335027</b>	<b>5099000</b>	<b>4570000</b>	<b>4200000</b>	<b>4325000</b>	<b>4495000</b>
<b>2121</b>		Social Security Contributions						
	301	Social Security	600000	650000	650000	660000	666000	670000
		<b>Total</b>	<b>600000</b>	<b>650000</b>	<b>650000</b>	<b>660000</b>	<b>666000</b>	<b>670000</b>
<b>22</b>		<b>Use of Goods and Services</b>						
<b>2211</b>		Use of Goods and Services						
	201	Rents	139572	150000	150000	150000	150000	150000
	202	Telecommunications Services	84549	65000	65000	70000	80000	80000
	203	Water	14970	10000	10000	20000	20000	20000
	204	Electricity	454672	435000	435000	440000	460000	470000
	205	Fuels	142000	125000	125000	190000	210000	230000
		001 Heating	20000	10000	10000	20000	25000	30000
		002 Saloon vehicles	12000	15000	15000	20000	30000	30000
		003 Transport vehicles and heavy equipment	110000	100000	100000	150000	155000	170000
	206	Maintenance of Machines, furniture and accessories	29997	20000	20000	30000	30000	30000
	207	Maintenance of vehicles, equipment and accessories	49998	35000	35000	40000	50000	50000
	208	Repair and maintenance of buildings and accessories	30383	35000	35000	40000	40000	40000
	209	Stationery, Publications and Office Supplies	39985	30000	30000	40000	60000	60000
	210	Substances and raw materials (medicines, clothes, food, films, etc..)	1997	3000	3000	3000	1000	1000
	211	Cleaning services and supplies including cleaning contracts	139910	130000	130000	150000	160000	180000
	212	Insurance	99991	100000	100000	100000	100000	100000
	214	Goods and services expenses	175000	195000	195000	240000	235000	235000
		008 Advertisements and subscriptions	60000	35000	35000	40000	40000	40000
		028 Professional services expenditures	50000	35000	35000	40000	30000	30000
		121 Administrative expenses	25000	25000	25000	60000	65000	65000
		131 Customs materials and leads	40000	100000	100000	100000	100000	100000
		<b>Total</b>	<b>1403024</b>	<b>1333000</b>	<b>1333000</b>	<b>1513000</b>	<b>1596000</b>	<b>1646000</b>
<b>25</b>		<b>Subsidies</b>						
<b>2511</b>		Subsidies to Public Corporations						
	304	Subsidies to non-financial public institutions	45000000	37000000	37000000	43000000	44000000	45000000
		103 Functional benefits Fund for Jordan Customs *	45000000	37000000	37000000	43000000	44000000	45000000
		<b>Total</b>	<b>45000000</b>	<b>37000000</b>	<b>37000000</b>	<b>43000000</b>	<b>44000000</b>	<b>45000000</b>
<b>28</b>		<b>Other Expenditures</b>						
<b>2821</b>		Other Current Expenditures						
	305	Non-Employees' Bonuses	335000	370000	370000	460000	460000	460000
	306	Refunds from previous years revenues	1000000	1000000	1000000	1500000	1500000	1500000
		<b>Total</b>	<b>1335000</b>	<b>1370000</b>	<b>1370000</b>	<b>1960000</b>	<b>1960000</b>	<b>1960000</b>
		<b>Total of Activity</b>	<b>52673051</b>	<b>45452000</b>	<b>44923000</b>	<b>51333000</b>	<b>52547000</b>	<b>53771000</b>
		<b>Total of Program</b>	<b>52673051</b>	<b>45452000</b>	<b>44923000</b>	<b>51333000</b>	<b>52547000</b>	<b>53771000</b>

**Current Expenditures According to Program and Activities for the Years 2020 - 2024**

Chapter : 1503 - Ministry of Finance/ Jordan Customs

(In JDs)

Program : 2405 - Collection Efficiency and Society Service								
Activity : 601 - Providing customs services								
Group	Item	Description	Actual 2020	Estimated 2021	Re-estimated 2021	Estimated 2022	Indicative 2023	Indicative 2024
<b>21</b>		<b>Compensations of Employees</b>						
<b>2111</b>		Salaries, Wages and Allowances						
	<b>101</b>	<b>Classified Employees</b>	<b>314999</b>	<b>360000</b>	<b>307000</b>	<b>280000</b>	<b>285000</b>	<b>300000</b>
	<b>102</b>	<b>Unclassified Employees</b>	<b>2983507</b>	<b>3050000</b>	<b>3050000</b>	<b>3000000</b>	<b>3000000</b>	<b>3000000</b>
	<b>105</b>	<b>Personal Cost of Living Allowance</b>	<b>3370000</b>	<b>3335000</b>	<b>3333000</b>	<b>3500000</b>	<b>3560000</b>	<b>3570000</b>
	<b>106</b>	<b>Family Cost of Living Allowance</b>	<b>385000</b>	<b>400000</b>	<b>397000</b>	<b>450000</b>	<b>450000</b>	<b>450000</b>
	<b>111</b>	<b>Additional Allowance</b>	<b>3959999</b>	<b>5025000</b>	<b>5025000</b>	<b>4500000</b>	<b>4550000</b>	<b>4600000</b>
	<b>120</b>	<b>Contract Employees</b>	<b>1250000</b>	<b>1365000</b>	<b>1365000</b>	<b>1600000</b>	<b>1620000</b>	<b>1650000</b>
		<b>Total</b>	<b>12263505</b>	<b>13535000</b>	<b>13477000</b>	<b>13330000</b>	<b>13465000</b>	<b>13570000</b>
<b>2121</b>		Social Security Contributions						
	<b>301</b>	<b>Social Security</b>	<b>1280000</b>	<b>1408000</b>	<b>1292000</b>	<b>1420000</b>	<b>1440000</b>	<b>1463000</b>
		<b>Total</b>	<b>1280000</b>	<b>1408000</b>	<b>1292000</b>	<b>1420000</b>	<b>1440000</b>	<b>1463000</b>
<b>22</b>		<b>Use of Goods and Services</b>						
<b>2211</b>		Use of Goods and Services						
	<b>201</b>	<b>Rents</b>	<b>38777</b>	<b>100000</b>	<b>100000</b>	<b>100000</b>	<b>100000</b>	<b>100000</b>
	<b>202</b>	<b>Telecommunications Services</b>	<b>15590</b>	<b>15000</b>	<b>15000</b>	<b>25000</b>	<b>40000</b>	<b>40000</b>
	<b>203</b>	<b>Water</b>	<b>44945</b>	<b>40000</b>	<b>40000</b>	<b>40000</b>	<b>40000</b>	<b>50000</b>
	<b>204</b>	<b>Electricity</b>	<b>254882</b>	<b>265000</b>	<b>265000</b>	<b>270000</b>	<b>270000</b>	<b>275000</b>
	<b>205</b>	<b>Fuels</b>	<b>380000</b>	<b>155000</b>	<b>155000</b>	<b>190000</b>	<b>200000</b>	<b>205000</b>
		001 Heating	40000	30000	30000	30000	30000	30000
		003 Transport vehicles and heavy equipment	340000	125000	125000	160000	170000	175000
	<b>206</b>	<b>Maintenance of Machines, furniture and accessories</b>	<b>59993</b>	<b>55000</b>	<b>55000</b>	<b>60000</b>	<b>60000</b>	<b>60000</b>
	<b>207</b>	<b>Maintenance of vehicles, equipment and accessories</b>	<b>59998</b>	<b>41000</b>	<b>41000</b>	<b>60000</b>	<b>50000</b>	<b>50000</b>
	<b>208</b>	<b>Repair and maintenance of buildings and accessories</b>	<b>55818</b>	<b>45000</b>	<b>45000</b>	<b>50000</b>	<b>50000</b>	<b>50000</b>
	<b>209</b>	<b>Stationery, Publications and Office Supplies</b>	<b>49999</b>	<b>50000</b>	<b>50000</b>	<b>60000</b>	<b>60000</b>	<b>60000</b>
	<b>210</b>	<b>Substances and raw materials (medicines, clothes, food, films, etc..)</b>	<b>3995</b>	<b>3000</b>	<b>3000</b>	<b>5000</b>	<b>5000</b>	<b>5000</b>
	<b>214</b>	<b>Goods and services expenses</b>	<b>155353</b>	<b>1665000</b>	<b>1665000</b>	<b>2680000</b>	<b>3682000</b>	<b>3682000</b>
		008 Advertisements and subscriptions	17432	15000	15000	15000	16000	16000
		028 Professional services expenditures	19921	15000	15000	15000	16000	16000
		108 Cases and fees	58000	50000	50000	50000	50000	50000
		121 Administrative expenses	20000	15000	15000	20000	20000	20000
		131 Customs materials and leads	40000	70000	70000	80000	80000	80000
		158 Contributions of customs cases	0	1500000	1500000	2500000	3500000	3500000
		<b>Total</b>	<b>1119350</b>	<b>2434000</b>	<b>2434000</b>	<b>3540000</b>	<b>4557000</b>	<b>4577000</b>
		<b>Total of Activity</b>	<b>14662855</b>	<b>17377000</b>	<b>17203000</b>	<b>18290000</b>	<b>19462000</b>	<b>19610000</b>
		<b>Total of Program</b>	<b>14662855</b>	<b>17377000</b>	<b>17203000</b>	<b>18290000</b>	<b>19462000</b>	<b>19610000</b>

**Current Expenditures According to Program and Activities for the Years 2020 - 2024**

Chapter : 1503 - Ministry of Finance/ Jordan Customs

(In JDs)

Program : 2410 - Anti-Smuggling								
Activity : 601 - Customs Escort								
Group	Item	Description	Actual 2020	Estimated 2021	Re-estimated 2021	Estimated 2022	Indicative 2023	Indicative 2024
<b>21</b>		<b>Compensations of Employees</b>						
<b>2111</b>		Salaries, Wages and Allowances						
	101	Classified Employees	9545	20000	6500	10000	10000	10000
	102	Unclassified Employees	455797	235000	235000	450000	450000	450000
	105	Personal Cost of Living Allowance	302626	240000	240000	450000	460000	465000
	106	Family Cost of Living Allowance	49693	30000	30000	55000	60000	60000
	111	Additional Allowance	305722	215000	215000	500000	510000	514000
	120	Contract Employees	80698	100000	100000	250000	252000	265000
		<b>Total</b>	<b>1204081</b>	<b>840000</b>	<b>826500</b>	<b>1715000</b>	<b>1742000</b>	<b>1764000</b>
<b>2121</b>		Social Security Contributions						
	301	Social Security	140000	154000	154000	160000	165000	170000
		<b>Total</b>	<b>140000</b>	<b>154000</b>	<b>154000</b>	<b>160000</b>	<b>165000</b>	<b>170000</b>
<b>22</b>		<b>Use of Goods and Services</b>						
<b>2211</b>		Use of Goods and Services						
	202	Telecommunications Services	19994	10000	10000	20000	20000	20000
	203	Water	9930	15000	15000	10000	10000	10000
	204	Electricity	119448	100000	100000	100000	100000	110000
	205	Fuels	120000	125000	125000	170000	190000	200000
	001	Heating	20000	20000	20000	20000	30000	30000
	003	Transport vehicles and heavy equipment	100000	105000	105000	150000	160000	170000
	206	Maintenance of Machines, furniture and accessories	39995	35000	35000	35000	35000	35000
	207	Maintenance of vehicles, equipment and accessories	49639	50000	50000	50000	50000	50000
	208	Repair and maintenance of buildings and accessories	15562	15000	15000	15000	15000	15000
	209	Stationery, Publications and Office Supplies	19989	20000	20000	20000	20000	20000
	210	Substances and raw materials (medicines, clothes, food, films, etc..)	1989	2000	2000	2000	2000	2000
		<b>Total</b>	<b>396546</b>	<b>372000</b>	<b>372000</b>	<b>422000</b>	<b>442000</b>	<b>462000</b>
		<b>Total of Activity</b>	<b>1740627</b>	<b>1366000</b>	<b>1352500</b>	<b>2297000</b>	<b>2349000</b>	<b>2396000</b>
Activity : 602 - Electronic Tracking								
Group	Item	Description	Actual 2020	Estimated 2021	Re-estimated 2021	Estimated 2022	Indicative 2023	Indicative 2024
<b>21</b>		<b>Compensations of Employees</b>						
<b>2111</b>		Salaries, Wages and Allowances						
	101	Classified Employees	9545	20000	6500	10000	10000	10000
	102	Unclassified Employees	420903	235000	235000	450000	450000	450000
	105	Personal Cost of Living Allowance	302626	240000	240000	450000	460000	465000
	106	Family Cost of Living Allowance	44523	30000	30000	55000	60000	60000
	111	Additional Allowance	305722	220000	220000	500000	510000	514000
	120	Contract Employees	89411	100000	85000	250000	252000	265000
		<b>Total</b>	<b>1172730</b>	<b>845000</b>	<b>816500</b>	<b>1715000</b>	<b>1742000</b>	<b>1764000</b>
<b>2121</b>		Social Security Contributions						
	301	Social Security	140000	154000	154000	160000	165000	170000
		<b>Total</b>	<b>140000</b>	<b>154000</b>	<b>154000</b>	<b>160000</b>	<b>165000</b>	<b>170000</b>
<b>22</b>		<b>Use of Goods and Services</b>						
<b>2211</b>		Use of Goods and Services						
	202	Telecommunications Services	18563	10000	10000	15000	20000	20000
	203	Water	8871	15000	15000	10000	10000	10000
	204	Electricity	119939	100000	100000	100000	100000	110000
	205	Fuels	120000	125000	125000	160000	190000	200000
	001	Heating	20000	20000	20000	20000	30000	30000
	003	Transport vehicles and heavy equipment	100000	105000	105000	140000	160000	170000
	206	Maintenance of Machines, furniture and accessories	39994	35000	35000	35000	35000	35000
	207	Maintenance of vehicles, equipment and accessories	49980	50000	50000	50000	50000	50000
	208	Repair and maintenance of buildings and accessories	15559	15000	15000	15000	15000	15000
	209	Stationery, Publications and Office Supplies	19973	20000	20000	20000	20000	20000
	210	Substances and raw materials (medicines, clothes, food, films, etc..)	1989	2000	2000	2000	2000	2000
		<b>Total</b>	<b>394868</b>	<b>372000</b>	<b>372000</b>	<b>407000</b>	<b>442000</b>	<b>462000</b>
		<b>Total of Activity</b>	<b>1707598</b>	<b>1371000</b>	<b>1342500</b>	<b>2282000</b>	<b>2349000</b>	<b>2396000</b>
		<b>Total of Program</b>	<b>3448225</b>	<b>2737000</b>	<b>2695000</b>	<b>4579000</b>	<b>4698000</b>	<b>4792000</b>
		<b>Total of Chapter</b>	<b>70784131</b>	<b>65566000</b>	<b>64821000</b>	<b>74202000</b>	<b>76707000</b>	<b>78173000</b>

\* This item shall be disbursed not exceeding the amount transferred to the Public Treasury according to provisions of applicable Revenues Supplying Law of Government Departments and Units.

# Overall Summary of Capital Expenditures for the Years 2020 - 2024

Chapter : 1503 Ministry of Finance/ Jordan Customs

( In JDs )

Group	Item	Description	Actual 2020	Estimated 2021	Re-estimated 2021	Estimated 2022	Indicative 2023	Indicative 2024
		<b>Expenditures</b>						
22		Use of Goods and Services						
2211		Use of Goods and Services						
	512	Operating and Sustaining Expenditures	5868131	6976000	6976000	8050000	8850000	8650000
<b>Total</b>			<b>5868131</b>	<b>6976000</b>	<b>6976000</b>	<b>8050000</b>	<b>8850000</b>	<b>8650000</b>
		<b>Fixed Assets</b>						
31		<b>Non-financial Assets</b>						
3111		Buildings and Constructions						
	508	Works and Constructions	15801522	17987000	17987000	19000000	17750000	17150000
<b>Total</b>			<b>15801522</b>	<b>17987000</b>	<b>17987000</b>	<b>19000000</b>	<b>17750000</b>	<b>17150000</b>
3112		Devices, Machinery and Equipment						
	505	Equipment, Machines and Devices	1592775	1250000	1250000	1450000	1200000	1400000
	506	Vehicles and Equipment	0	400000	400000	400000	500000	500000
<b>Total</b>			<b>1592775</b>	<b>1650000</b>	<b>1650000</b>	<b>1850000</b>	<b>1700000</b>	<b>1900000</b>
3122		Inventories						
	503	Materials and supplies	799980	1000000	1000000	1500000	700000	400000
<b>Total</b>			<b>799980</b>	<b>1000000</b>	<b>1000000</b>	<b>1500000</b>	<b>700000</b>	<b>400000</b>
<b>Total of Chapter</b>			<b>24062408</b>	<b>27613000</b>	<b>27613000</b>	<b>30400000</b>	<b>29000000</b>	<b>28100000</b>

# Capital Expenditures According to Program and Projects for the Years 2020 - 2024

Chapter : 1503 Ministry of Finance/ Jordan Customs

( In JDs )

Program		2401 Administration and Support Services						
Project		004 Supportive Services and Infrastructure Project						
Fund Source		102001 Capital (Treasury)						
Group	Item	Description	Actual 2020	Estimated 2021	Re-estimated 2021	Estimated 2022	Indicative 2023	Indicative 2024
22		Use of Goods and Services						
2211		Use of Goods and Services						
	512	Operating and Sustaining Expenditures						
	012	Subscriptions, insurances	0	500000	500000	500000	500000	500000
	013	Services contracts	1800000	1900000	1900000	1600000	2000000	2000000
	038	Living supply	0	500000	500000	800000	1000000	1000000
		<b>Total of Item</b>	1800000	2900000	2900000	2900000	3500000	3500000
31		Non-financial Assets						
3111		Buildings and Constructions						
	508	Works and Constructions						
	040	Constructions	162497	600000	600000	400000	400000	400000
		<b>Total of Item</b>	162497	600000	600000	400000	400000	400000
3112		Devices, Machinery and Equipment						
	505	Equipment, Machines and Devices						
	062	Solar cells systems and equipment	92796	0	0	100000	100000	100000
		<b>Total of Item</b>	92796	0	0	100000	100000	100000
	506	Vehicles and Equipment						
	003	Pick-up vehicles	0	400000	400000	400000	500000	500000
		<b>Total of Item</b>	0	400000	400000	400000	500000	500000
3122		Inventories						
	503	Materials and supplies						
	028	Substances and raw materials	600000	600000	600000	600000	600000	300000
		<b>Total of Item</b>	600000	600000	600000	600000	600000	300000
		<b>Total of Project / Treasury</b>	2655293	4500000	4500000	4400000	5100000	4800000
		<b>Total of Program</b>	2655293	4500000	4500000	4400000	5100000	4800000



# Capital Expenditures According to Program and Projects for the Years 2020 - 2024

Chapter : 1503 Ministry of Finance/ Jordan Customs

( In JDs )

Program 2405 Collection Efficiency and Society Service								
Project 002 Camera and Television Control System								
Fund Source 102001 Capital (Treasury)								
Group	item	Description	Actual 2020	Estimated 2021	Re-estimated 2021	Estimated 2022	Indicative 2023	Indicative 2024
22		Use of Goods and Services						
2211		Use of Goods and Services						
	512	Operating and Sustaining Expenditures						
	006	Devices, tools and equipment maintenance	800000	0	0	800000	800000	800000
		<b>Total of Item</b>	<b>800000</b>	<b>0</b>	<b>0</b>	<b>800000</b>	<b>800000</b>	<b>800000</b>
		<b>Total of Project / Treasury</b>	<b>800000</b>	<b>0</b>	<b>0</b>	<b>800000</b>	<b>800000</b>	<b>800000</b>
Project 011 Sustaining and operating X-Ray devices								
Fund Source 102001 Capital (Treasury)								
Group	item	Description	Actual 2020	Estimated 2021	Re-estimated 2021	Estimated 2022	Indicative 2023	Indicative 2024
22		Use of Goods and Services						
2211		Use of Goods and Services						
	512	Operating and Sustaining Expenditures						
	006	Devices, tools and equipment maintenance	1035000	1200000	1200000	1000000	1200000	1200000
		<b>Total of Item</b>	<b>1035000</b>	<b>1200000</b>	<b>1200000</b>	<b>1000000</b>	<b>1200000</b>	<b>1200000</b>
		<b>Total of Project / Treasury</b>	<b>1035000</b>	<b>1200000</b>	<b>1200000</b>	<b>1000000</b>	<b>1200000</b>	<b>1200000</b>
Project 012 Establishing Amman Customs / Madoneh								
Fund Source 102001 Capital (Treasury)								
Group	item	Description	Actual 2020	Estimated 2021	Re-estimated 2021	Estimated 2022	Indicative 2023	Indicative 2024
31		Non-financial Assets						
3111		Buildings and Constructions						
	508	Works and Constructions						
	040	Constructions	15599668	16887000	16887000	18500000	17350000	16750000
		<b>Total of Item</b>	<b>15599668</b>	<b>16887000</b>	<b>16887000</b>	<b>18500000</b>	<b>17350000</b>	<b>16750000</b>
		<b>Total of Project / Treasury</b>	<b>15599668</b>	<b>16887000</b>	<b>16887000</b>	<b>18500000</b>	<b>17350000</b>	<b>16750000</b>

# Capital Expenditures According to Program and Projects for the Years 2020 - 2024

Chapter : 1503 Ministry of Finance/ Jordan Customs

( In JDs )

Program 2405 Collection Efficiency and Society Service								
Project		013 National Window for customs						
Fund Source		102001 Capital (Treasury)						
Group	item	Description	Actual 2020	Estimated 2021	Re-estimated 2021	Estimated 2022	Indicative 2023	Indicative 2024
22		Use of Goods and Services						
2211		Use of Goods and Services						
	512	Operating and Sustaining Expenditures						
	013	Services contracts	1000000	500000	500000	600000	600000	600000
	015	Operating systems and software	300000	50000	50000	400000	200000	400000
	016	Software licenses	0	750000	750000	200000	600000	200000
	038	Living supply	860000	500000	500000	650000	800000	800000
		<b>Total of Item</b>	<b>2160000</b>	<b>1800000</b>	<b>1800000</b>	<b>1850000</b>	<b>2200000</b>	<b>2000000</b>
31		Non-financial Assets						
3111		Buildings and Constructions						
	508	Works and Constructions						
	040	Constructions	39357	0	0	0	0	0
		<b>Total of Item</b>	<b>39357</b>	<b>0</b>	<b>0</b>	<b>0</b>	<b>0</b>	<b>0</b>
3112		Devices, Machinery and Equipment						
	505	Equipment, Machines and Devices						
	055	Technical devices	599998	100000	100000	400000	200000	400000
		<b>Total of Item</b>	<b>599998</b>	<b>100000</b>	<b>100000</b>	<b>400000</b>	<b>200000</b>	<b>400000</b>
3122		Inventories						
	503	Materials and supplies						
	028	Substances and raw materials	199980	100000	100000	100000	100000	100000
		<b>Total of Item</b>	<b>199980</b>	<b>100000</b>	<b>100000</b>	<b>100000</b>	<b>100000</b>	<b>100000</b>
		<b>Total of Project / Treasury</b>	<b>2999335</b>	<b>2000000</b>	<b>2000000</b>	<b>2350000</b>	<b>2500000</b>	<b>2500000</b>
Project		014 Implementing and supervising the New Amman Customs Center / Madounah						
Fund Source		102001 Capital (Treasury)						
Group	item	Description	Actual 2020	Estimated 2021	Re-estimated 2021	Estimated 2022	Indicative 2023	Indicative 2024
22		Use of Goods and Services						
2211		Use of Goods and Services						
	512	Operating and Sustaining Expenditures						
	015	Operating systems and software	0	176000	176000	350000	0	0
		<b>Total of Item</b>	<b>0</b>	<b>176000</b>	<b>176000</b>	<b>350000</b>	<b>0</b>	<b>0</b>
31		Non-financial Assets						
3111		Buildings and Constructions						
	508	Works and Constructions						
	040	Constructions	0	500000	500000	100000	0	0
		<b>Total of Item</b>	<b>0</b>	<b>500000</b>	<b>500000</b>	<b>100000</b>	<b>0</b>	<b>0</b>
3112		Devices, Machinery and Equipment						
	505	Equipment, Machines and Devices						
	055	Technical devices	0	700000	700000	50000	0	0
		<b>Total of Item</b>	<b>0</b>	<b>700000</b>	<b>700000</b>	<b>50000</b>	<b>0</b>	<b>0</b>
3122		Inventories						
	503	Materials and supplies						
	028	Substances and raw materials	0	300000	300000	800000	0	0
		<b>Total of Item</b>	<b>0</b>	<b>300000</b>	<b>300000</b>	<b>800000</b>	<b>0</b>	<b>0</b>
		<b>Total of Project / Treasury</b>	<b>0</b>	<b>1676000</b>	<b>1676000</b>	<b>1300000</b>	<b>0</b>	<b>0</b>
		<b>Total of Program</b>	<b>20434003</b>	<b>21763000</b>	<b>21763000</b>	<b>23950000</b>	<b>21850000</b>	<b>21250000</b>

# Capital Expenditures According to Program and Projects for the Years 2020 - 2024

Chapter : 1503 Ministry of Finance/ Jordan Customs

( In JDs )

Program 2410 Anti-Smuggling								
Project		001 E-tracking and management system for transit trucks						
Fund Source		102001 Capital (Treasury)						
Group	item	Description	Actual 2020	Estimated 2021	Re-estimated 2021	Estimated 2022	Indicative 2023	Indicative 2024
22		Use of Goods and Services						
2211		Use of Goods and Services						
	512	Operating and Sustaining Expenditures						
	002	Telephone, fax and post	73131	0	0	0	0	0
	006	Devices, tools and equipment maintenance	0	0	0	150000	150000	150000
	168	Customs issues contributions	0	900000	900000	1000000	1000000	1000000
		<b>Total of Item</b>	73131	900000	900000	1150000	1150000	1150000
31		Non-financial Assets						
3112		Devices, Machinery and Equipment						
	505	Equipment, Machines and Devices						
	055	Technical devices	299981	300000	300000	400000	400000	400000
		<b>Total of Item</b>	299981	300000	300000	400000	400000	400000
		<b>Total of Project / Treasury</b>	373112	1200000	1200000	1550000	1550000	1550000
Project		003 CCTV system for customs patrols						
Fund Source		102001 Capital (Treasury)						
Group	item	Description	Actual 2020	Estimated 2021	Re-estimated 2021	Estimated 2022	Indicative 2023	Indicative 2024
31		Non-financial Assets						
3112		Devices, Machinery and Equipment						
	505	Equipment, Machines and Devices						
	055	Technical devices	600000	150000	150000	500000	500000	500000
		<b>Total of Item</b>	600000	150000	150000	500000	500000	500000
		<b>Total of Project / Treasury</b>	600000	150000	150000	500000	500000	500000
		<b>Total of Program</b>	973112	1350000	1350000	2050000	2050000	2050000
		<b>Total of Chapter</b>	24062408	27613000	27613000	30400000	29000000	28100000