

Chapter : 1702 Ministry of Planning and International Cooperation/Department of Statistics

Creation: The Department of Statistics was established in 1949. It is considered one of the early institutions which were established after the declaration of the Kingdom's independence in 1946.

Vision : Pioneering in the efficient and effective leadership of the Jordanian statistical system.

Mission: Produce, analyze and publish the statistical data using the best modern techniques and apply the best internationally recommended statistical methodologies and practices in order to meet the requirements of all stakeholders in a manner that ensures the regulation and support of the components of the Jordanian statistical system.

Legal Framework : Statistics Law No. (12) for the year 2012

Tasks of the Ministry / Department:

- Collect, classify, store, analyze and spread the official statistics including the surveys related to the fields of social, demographic, economic, agricultural, environmental, and cultural fields and any other fields related to society's activities and conditions as per the acceptable methods, definitions, classifications, standards and techniques in this field.
- Conduct general census once every ten years maximum on the date decided by the Council of Ministers pursuant to the recommendation of the Minister in any of the following fields and issues: (housings, population, agriculture, industry, installations and any other field decided by the Council of Ministers upon the recommendation of the Minister to conduct a census.
- Coordinate and regulate statistics in participation with the various government departments to develop their administrative statistical records in line with international methods and standards to ensure suitable timing and to meet the requirements of data users efficiently and effectively.
- Participate in international cooperation in the field of statistics and expertise exchange with Arab and international scientific apparatuses and institutions working in the field of statistics according to international requirements and standards.
- Supervise statistical training centers and prepare the necessary training plans and programs for this end and prepare special bylaws.

Ministry/Department Contribution to the Achievement of the National Objectives:

- Achieve sustained growth rates

Major Issues and Challenges which face the Ministry / Department:

- Lack of financing for some of the main items in the projects, such as cars rental and fuel.
- Attrition of trained and qualified human resources

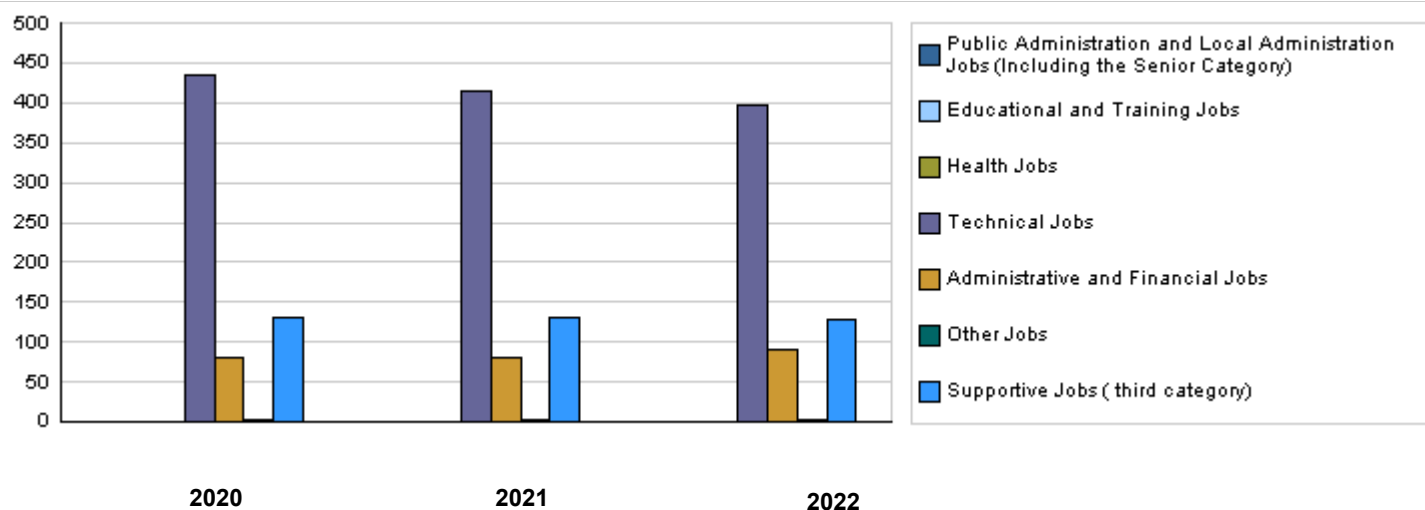
CHAPTER : 1702 Ministry of Planning and International Cooperation/Department of Statistics

Strategic Objectives and Performance Indicators of the Ministry / Department

Strategic Objective	Performance Indicator	Base year	Value	Actual Value	Target Value	Preliminary Self Evaluation	Target Value		
				2020	2021	2021	2022	2023	2024
1 - To enhance the role of department in leading the Jordanian statistic system	1 Number of reports measuring performance gaps	2017	0	3	3	3	3	3	3
2 - To develop statistic methodologies and techniques and adequacy of staff	1 Number of statistical training courses	2017	7	18	20	20	24	24	24
	2 Number of trainees having statistical work competencies	2017	100	250	280	280	330	330	330
3 - To enhance the level of data users satisfaction of statistical products	1 Number of new variables in statistical operations	2017	5	5	5	5	5	5	5
	2 Level of improvement in statistical awareness	2017	62%	70%	72%	72%	75%	75%	75%

Number of Staff of the Ministry / Department

Group	Job	2020			2021			Preliminary 2022		
		Male	Female	Total	Male	Female	Total	Male	Female	Total
Public Administration and Local Administration Jobs (Including the Senior Category)	Leading Jobs	1	0	1	1	0	1	1	0	1
Educational and Training Jobs	Educational and training jobs	1	0	1	1	0	1	1	0	1
Health Jobs		0	0	0	0	0	0	0	0	0
Technical Jobs	Technical jobs (Statistic)	205	229	434	200	215	415	191	206	397
Administrative and Financial Jobs	Administrative and financial jobs	40	41	81	39	41	80	50	40	90
Other Jobs	Other jobs	2	1	3	2	1	3	2	1	3
Supportive Jobs (third category)	Support jobs (Office Boy, Driver,..)	85	46	131	85	46	131	83	45	128
Total		334	317	651	328	303	631	328	292	620
Total Cost of Salaries		2388903	2267312	4656215	3097547	2861453	5959000	3255135	2897865	6153000



Key Information of the Ministry / Department

No.	Description	2018	2019	2020	2021	2022
1	Economic statistics and surveys	20	15	15	15	15
2	Agricultural statistics and surveys	21	15	15	15	15
3	Demographic statistics and surveys	18	8	7	7	7
4	Various general statistics	8	8	8	8	8

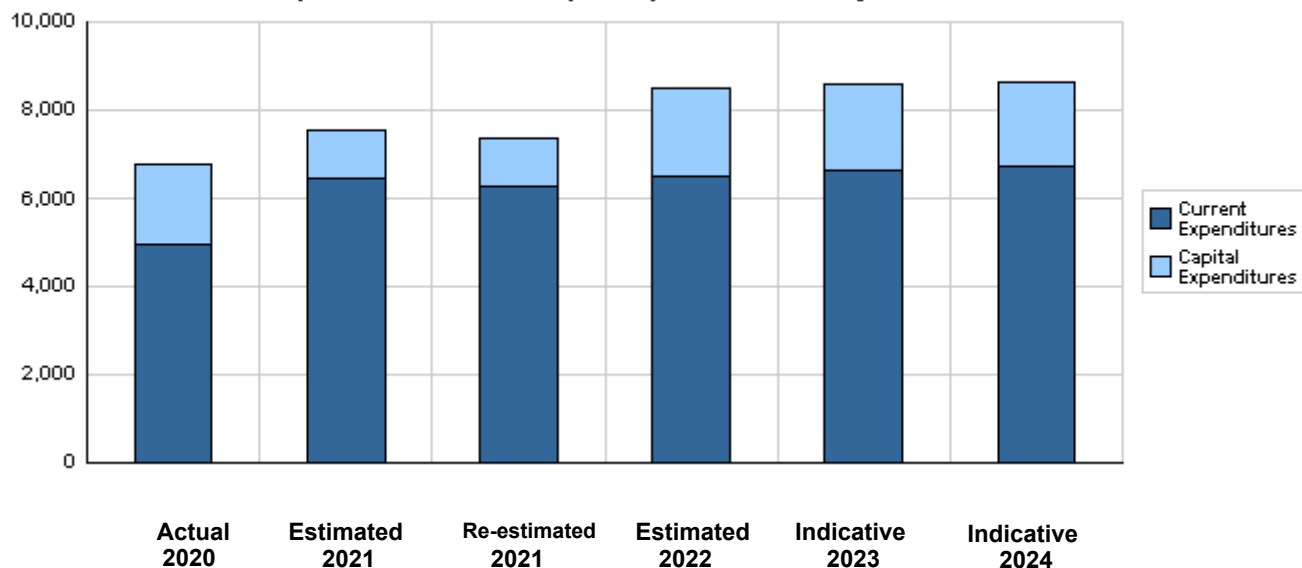
Overall Summary of Expenditures for Chapter 1702- Ministry of Planning and International Cooperation/Department of Statistics for the Years 2020 - 2024

(In JDs)

Description		Actual 2020	Estimated 2021	Re-estimated 2021	Estimated 2022	Indicative 2023 2024	
Group	Current Expenditures						
2111	Salaries, Wages and Allowances	4,044,215	5,441,000	5,277,000	5,443,000	5,505,000	5,569,000
2121	Social Security Contributions	612,000	682,000	682,000	710,000	722,000	733,000
2211	Use of Goods and Services	290,159	315,000	315,000	344,000	404,000	414,000
2821	Other Current Expenditures	1,395	3,000	3,000	9,000	9,000	9,000
Total current expenditures		4,947,769	6,441,000	6,277,000	6,506,000	6,640,000	6,725,000
Capital Expenditures							
2111	Salaries, Wages and Allowances	559,977	373,000	373,000	335,000	335,000	335,000
2211	Use of Goods and Services	325,777	255,000	255,000	195,000	195,000	195,000
2822	Other Capital Expenditures	939,957	470,000	470,000	1,455,000	1,405,000	1,380,000
Total capital expenditures		1,825,711	1,098,000	1,098,000	1,985,000	1,935,000	1,910,000
Treasury		1,825,711	1,098,000	1,098,000	1,985,000	1,935,000	1,910,000
Total current and capital expenditures		6,773,480	7,539,000	7,375,000	8,491,000	8,575,000	8,635,000

(Thousands of JDs)

Graph of the current and capital expenditures for the years 2020 - 2024

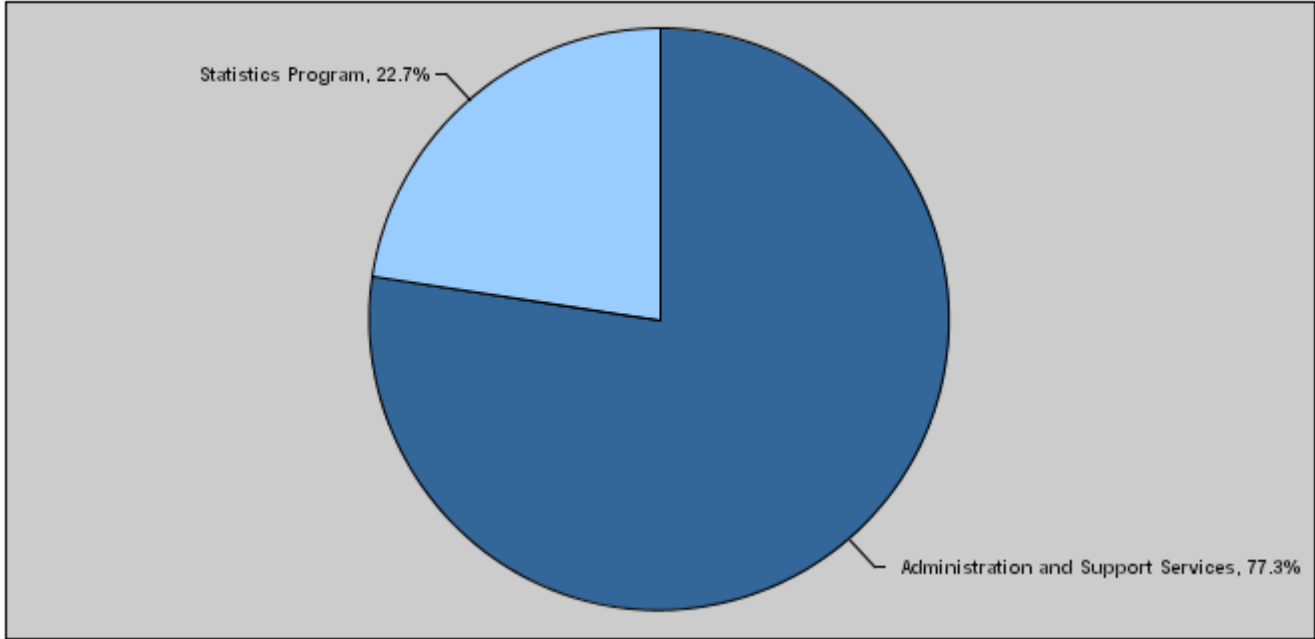


**Budget of Chapter 1702 - Ministry of Planning and International Cooperation/Department of Statistics
For the Year 2022 Distributed According to Program**

(In JDs)

Prog.	Description	Current Expenditures	Capital Expenditures	Total Expenditures
3101	Administration and Support Services	6,506,000	60,000	6,566,000
3105	Statistics Program	0	1,925,000	1,925,000
Total		6,506,000	1,985,000	8,491,000

Total Expenditures for the Year 2022 Distributed According to Programs



Estimated Allocations for Females distributed according to Programs for the Years 2020 - 2024

Program		2020	2021	2022	2023	2024
3101	Administration and Support Services	2450000	3122000	3130000	3170000	3210000
3105	Statistics Program	820000	487000	907000	883000	871000
Total		3270000	3609000	4037000	4053000	4081000

**Budget Chapter 1702 - Ministry of Planning and International Cooperation/Department of Statistics Distributed
According to the Program**

3101 Administration and Support Services Program

Objective of the program :

The Administration and Support Services Program supports the statistical program in the needed aspects which include the financial management of the appropriations allocated to the statistical program in all its components, as the items of projects budgets listed in the statistical program are followed up to ensure no deficit in any of these items to facilitate the work in the various projects. The Administration Program includes personnel affairs and the needs of the statistical program with all its projects in terms of temporary employees to collect, prepare and equip the statistical data of the various statistical activities. Also, the Administrative Program assumes several tasks which serve in overall the statistical program which represents the task of the Department of Statistics, including vehicles and logistics matters such as offices, transport... etc.

The strategic objective related to the program :

To enhance the role of department in leading the Jordanian statistic system

Directorates associated with the program :

- Financial & administrative Affairs Directorate.
- Households & Population Surveys Directorate.
- Environment & Agricultural Statistics Directorate.
- Human Resources Directorate.
- Internal Control Unit.

Services provided by the program :

- Prepare budgets of projects
- Provide different programs needs.

Staff working in the program :

The program is implemented through a functional staff in 2021 estimated with (631) staff, including (328) males and (303) females .

Key Performance Indicators for Program

Performance Measurement Indicator	Base Year	Value	Actual value	Target Value	Preliminary Self Evaluation	Target Value		
			2020	2021		2021	2022	2023
1 Percentage of qualified employees	2017	82%	%88	%87	%87	%88	%89	%89

Appropriations Of Administration and Support Services Program as Per Activities and Projects.

(In JDs)

Activities and Projects	Actual	Estimated	Re-estimated	Estimated	Indicative	
	2020	2021	2021	2022	2023	2024
Current Expenditures	4,947,769	6,441,000	6,277,000	6,506,000	6,640,000	6,725,000
601 Administrative and Support Services	4,947,769	6,441,000	6,277,000	6,506,000	6,640,000	6,725,000
Capital Expenditures	85,799	63,000	63,000	60,000	60,000	60,000
001 Institutional Capacities Enhancement	85,799	63,000	63,000	60,000	60,000	60,000
Program / Treasury	85,799	63,000	63,000	60,000	60,000	60,000
Total Program	5,033,568	6,504,000	6,340,000	6,566,000	6,700,000	6,785,000

**Budget Chapter 1702 - Ministry of Planning and International Cooperation/Department of Statistics Distributed
According to the Program**

3105	Statistics Program Program
Objective of the program :	
<p>The statistical program of the Department of Statistics includes many statistical activities that form part of the Department's functions represented in collecting various data covering all population, demographic, social, economic and agricultural aspects as well as other society aspects. This program encounters lack of statistical awareness on the part of people.</p>	
The strategic objective related to the program :	
<ul style="list-style-type: none"> - To develop statistic methodologies and techniques and adequacy of staff. - To enhance the level of data users satisfaction of statistical products 	
Directorates associated with the program :	
<ul style="list-style-type: none"> - Methodologies & Research Directorate. - Households & Population Surveys Directorate. - Environment & Agricultural Statistics Directorate. - Economic Statistics Directorate. - E-Transformation and Information Technology Directorate. - National Accounts Directorate. - Data Management Directorate. 	
Services provided by the program :	
<p>The program provides a number of statistical activities such as (studying labor, poverty, and unemployment, conducting agricultural and strategic agricultural surveys, conducting economic surveys and statistics and conducting family income and expenditures, conducting new job opportunities survey.</p>	
Staff working in the program :	
<p>The program is implemented through the Department's staff.</p>	

Key Performance Indicators for Program

	Performance Measurement Indicator	Base Year	Value	Actual value	Target Value	Preliminary Self Evaluation	Target Value		
				2020	2021		2021	2022	2023
1	Number of statistical publications	2017	40	40	40	40	40	40	40
2	Number of data users	2017	200000	140000	250000	200000	200000	200000	200000

Appropriations Of Statistics Program Program as Per Activities and Projects.

(In JDs)

Activities and Projects	Actual	Estimated	Re-estimated	Estimated	Indicative	
	2020	2021	2021	2022	2023	2024
Current Expenditures	0	0	0	0	0	0
Capital Expenditures	1,739,912	1,035,000	1,035,000	1,925,000	1,875,000	1,850,000
001 Study survey of employment, unemployment and poverty	200,000	135,000	135,000	135,000	135,000	135,000
005 Study of Agricultural and Environmental Surveys	200,000	135,000	135,000	115,000	115,000	115,000
008 Economic Statistics	399,955	295,000	295,000	220,000	220,000	220,000
017 Family expenses and income Survey	589,957	200,000	200,000	900,000	850,000	825,000
018 New job opportunities Survey	150,000	180,000	180,000	180,000	180,000	180,000
019 Agricultural strategy survey	200,000	90,000	90,000	90,000	90,000	90,000
020 Compilation system for the national accounts statistics	0	0	0	285,000	285,000	285,000
Program / Treasury	1,739,912	1,035,000	1,035,000	1,925,000	1,875,000	1,850,000
Total Program	1,739,912	1,035,000	1,035,000	1,925,000	1,875,000	1,850,000

Chapter : 1702 Ministry of Planning and International Cooperation/Department of Statistics

(In JDs)

Current Activities Appropriations According to Program								
Prog.	Activites		Actual	Estimated	Re-estimated	Estimated	Indicative	Indicative
			2020	2021	2021	2022	2023	2024
3101	601	Administrative and Support Services	4947769	6441000	6277000	6506000	6640000	6725000
		Total of Program	4947769	6441000	6277000	6506000	6640000	6725000
		Total	4947769	6441000	6277000	6506000	6640000	6725000

Capital Projects Appropriations According to Program								
Prog.	Projects		Actual	Estimated	Re-estimated	Estimated	Indicative	Indicative
			2020	2021	2021	2022	2023	2024
3101	001	Institutional Capacities Enhancement	85799	63000	63000	60000	60000	60000
		Total of Program	85799	63000	63000	60000	60000	60000
3105	001	Study survey of employment, unemployment and poverty	200000	135000	135000	135000	135000	135000
	005	Study of Agricultural and Environmental Surveys	200000	135000	135000	115000	115000	115000
	008	Economic Statistics	399955	295000	295000	220000	220000	220000
	017	Family expenses and income Survey	589957	200000	200000	900000	850000	825000
	018	New job opportunities Survey	150000	180000	180000	180000	180000	180000
	019	Agricultural strategy survey	200000	90000	90000	90000	90000	90000
	020	Compilation system for the national accounts statistics	0	0	0	285000	285000	285000
		Total of Program	1739912	1035000	1035000	1925000	1875000	1850000
		Total	1825711	1098000	1098000	1985000	1935000	1910000

Overall Summary of Current Expenditures for the Years 2020 - 2024

Chapter: 1702 Ministry of Planning and International Cooperation/Department of Statistics

(In JDs)

Group	Item	Description	Actual 2020	Estimated 2021	Re-estimated 2021	Estimated 2022	Indicative 2023	Indicative 2024
21		Compensations of Employees						
2111		Salaries, Wages and Allowances						
	101	Classified Employees	58567	50000	40000	41000	42000	43000
	102	Unclassified Employees	1282291	1321000	1270000	1300000	1322000	1345000
	103	Comprehensive Contract Employees	18000	25000	10000	25000	26000	27000
	105	Personal Cost of Living Allowance	964207	980000	940000	982000	992000	1000000
	106	Family Cost of Living Allowance	75956	77000	77000	80000	81000	82000
	111	Additional Allowance	757522	1000000	990000	1020000	1035000	1055000
	112	Other Allowances	364121	360000	330000	350000	356000	360000
	113	Transportation Allowance	115599	140000	132000	140000	142000	144000
	114	Transport Allowance	65984	82000	82000	83000	84000	85000
	116	Employees' Bonuses	199747	1250000	1250000	1250000	1250000	1250000
	120	Contract Employees	142221	156000	156000	172000	175000	178000
Total			4044215	5441000	5277000	5443000	5505000	5569000
2121		Social Security Contributions						
	301	Social Security	612000	682000	682000	710000	722000	733000
Total			612000	682000	682000	710000	722000	733000
22		Use of Goods and Services						
2211		Use of Goods and Services						
	201	Rents	88184	90000	90000	90000	90000	90000
	202	Telecommunications Services	10000	8000	8000	8000	8000	8000
	203	Water	1719	2000	2000	2000	2000	2000
	204	Electricity	89760	90000	90000	110000	130000	135000
	205	Fuels	59000	63000	63000	75000	115000	120000
	206	Maintenance of Machines, furniture and accessories	1759	3000	3000	2000	2000	2000
	207	Maintenance of vehicles, equipment and accessories	10992	12000	12000	12000	12000	12000
	208	Repair and maintenance of buildings and accessories	2447	2000	2000	2000	2000	2000
	209	Stationery, Publications and Office Supplies	2998	7000	7000	7000	7000	7000
	211	Cleaning services and supplies including cleaning contracts	2207	2000	2000	3000	3000	3000
	212	Insurance	18820	17000	17000	20000	20000	20000
	214	Goods and services expenses	2273	19000	19000	13000	13000	13000
Total			290159	315000	315000	344000	404000	414000
28		Other Expenditures						
2821		Other Current Expenditures						
	303	Scientific scholarships and training courses	845	1000	1000	8000	8000	8000
	305	Non-Employees' Bonuses	550	2000	2000	1000	1000	1000
Total			1395	3000	3000	9000	9000	9000
Total of Chapter			4947769	6441000	6277000	6506000	6640000	6725000

Current Expenditures According to Program and Activities for the Years 2020 - 2024

Chapter : 1702 - Ministry of Planning and International Cooperation/Department of Statistics

(In JDs)

Program : 3101 - Administration and Support Services								
Activity : 601 - Administrative and Support Services								
Group	Item	Description	Actual 2020	Estimated 2021	Re-estimated 2021	Estimated 2022	Indicative 2023	Indicative 2024
21		Compensations of Employees						
2111		Salaries, Wages and Allowances						
	101	Classified Employees	58567	50000	40000	41000	42000	43000
	102	Unclassified Employees	1282291	1321000	1270000	1300000	1322000	1345000
	103	Comprehensive Contract Employees	18000	25000	10000	25000	26000	27000
	105	Personal Cost of Living Allowance	964207	980000	940000	982000	992000	1000000
	106	Family Cost of Living Allowance	75956	77000	77000	80000	81000	82000
	111	Additional Allowance	757522	1000000	990000	1020000	1035000	1055000
	112	Other Allowances	364121	360000	330000	350000	356000	360000
	113	Transportation Allowance	115599	140000	132000	140000	142000	144000
	114	Transport Allowance	65984	82000	82000	83000	84000	85000
	116	Employees' Bonuses	199747	1250000	1250000	1250000	1250000	1250000
	120	Contract Employees	142221	156000	156000	172000	175000	178000
		Total	4044215	5441000	5277000	5443000	5505000	5569000
2121		Social Security Contributions						
	301	Social Security	612000	682000	682000	710000	722000	733000
		Total	612000	682000	682000	710000	722000	733000
22		Use of Goods and Services						
2211		Use of Goods and Services						
	201	Rents	88184	90000	90000	90000	90000	90000
	202	Telecommunications Services	10000	8000	8000	8000	8000	8000
	203	Water	1719	2000	2000	2000	2000	2000
	204	Electricity	89760	90000	90000	110000	130000	135000
	205	Fuels	59000	63000	63000	75000	115000	120000
	001	Heating	27000	24000	24000	30000	52000	55000
	002	Saloon vehicles	23000	27000	27000	30000	47000	48000
	003	Transport vehicles and heavy equipment	9000	12000	12000	15000	16000	17000
	206	Maintenance of Machines, furniture and accessories	1759	3000	3000	2000	2000	2000
	207	Maintenance of vehicles, equipment and accessories	10992	12000	12000	12000	12000	12000
	208	Repair and maintenance of buildings and accessories	2447	2000	2000	2000	2000	2000
	209	Stationery, Publications and Office Supplies	2998	7000	7000	7000	7000	7000
	211	Cleaning services and supplies including cleaning contracts	2207	2000	2000	3000	3000	3000
	212	Insurance	18820	17000	17000	20000	20000	20000
	214	Goods and services expenses	2273	19000	19000	13000	13000	13000
	001	Events and hospitality	2146	3000	3000	2000	2000	2000
	060	Conferences and lectures	127	1000	1000	1000	1000	1000
	121	Administrative expenses	0	15000	15000	10000	10000	10000
		Total	290159	315000	315000	344000	404000	414000
28		Other Expenditures						
2821		Other Current Expenditures						
	303	Scientific scholarships and training courses	845	1000	1000	8000	8000	8000
	004	National Training Plan	845	1000	1000	8000	8000	8000
	305	Non-Employees' Bonuses	550	2000	2000	1000	1000	1000
	010	Bonuses of committees	550	2000	2000	1000	1000	1000
		Total	1395	3000	3000	9000	9000	9000
		Total of Activity	4947769	6441000	6277000	6506000	6640000	6725000
		Total of Program	4947769	6441000	6277000	6506000	6640000	6725000
		Total of Chapter	4947769	6441000	6277000	6506000	6640000	6725000

Overall Summary of Capital Expenditures for the Years 2020 - 2024

Chapter : 1702 Ministry of Planning and International Cooperation/Department of Statistics (In JDs)

Group	Item	Description	Actual 2020	Estimated 2021	Re-estimated 2021	Estimated 2022	Indicative 2023	Indicative 2024
		Expenditures						
21		Compensations of Employees						
2111		Salaries, Wages and Allowances						
	501	Salaries	559977	373000	373000	335000	335000	335000
		Total	559977	373000	373000	335000	335000	335000
22		Use of Goods and Services						
2211		Use of Goods and Services						
	510	Buildings and facilities repair and maintenance	5208	7000	7000	8000	8000	8000
	512	Operating and Sustaining Expenditures	320569	248000	248000	187000	187000	187000
		Total	325777	255000	255000	195000	195000	195000
28		Other Expenditures						
2822		Other Capital Expenditures						
	504	Studies, Research and Consultations	939957	470000	470000	1455000	1405000	1380000
		Total	939957	470000	470000	1455000	1405000	1380000
		Total of Chapter	1825711	1098000	1098000	1985000	1935000	1910000

Capital Expenditures According to Program and Projects for the Years 2020 - 2024

Chapter : 1702 Ministry of Planning and International Cooperation/Department of Statistics

(In JDs)

Program		3101 Administration and Support Services						
Project		001 Institutional Capacities Enhancement						
Fund Source		102001 Capital (Treasury)						
Group	item	Description	Actual 2020	Estimated 2021	Re-estimated 2021	Estimated 2022	Indicative 2023	Indicative 2024
22		Use of Goods and Services						
2211		Use of Goods and Services						
	510	Buildings and facilities repair and maintenance						
	008	Buildings and facilities maintenance	5208	7000	7000	8000	8000	8000
		Total of Item	5208	7000	7000	8000	8000	8000
	512	Operating and Sustaining Expenditures						
	011	Capacity building expenses	20000	0	0	0	0	0
	015	Operating systems and software	59661	55000	55000	51000	51000	51000
	017	Promotion, advertising and awareness	930	1000	1000	1000	1000	1000
		Total of Item	80591	56000	56000	52000	52000	52000
		Total of Project / Treasury	85799	63000	63000	60000	60000	60000
		Total of Program	85799	63000	63000	60000	60000	60000

Capital Expenditures According to Program and Projects for the Years 2020 - 2024

Chapter : 1702 Ministry of Planning and International Cooperation/Department of Statistics

(In JDs)

Program 3105 Statistics Program								
Project		001 Study survey of employment, unemployment and poverty						
Fund Source		102001 Capital (Treasury)						
Group	item	Description	Actual 2020	Estimated 2021	Re-estimated 2021	Estimated 2022	Indicative 2023	Indicative 2024
21		Compensations of Employees						
2111		Salaries, Wages and Allowances						
	501	Salaries						
	001	Salaries	155000	113000	113000	110000	110000	110000
		Total of Item	155000	113000	113000	110000	110000	110000
22		Use of Goods and Services						
2211		Use of Goods and Services						
	512	Operating and Sustaining Expenditures						
	011	Capacity building expenses	15000	0	0	0	0	0
	043	Leasing transport means	30000	22000	22000	25000	25000	25000
		Total of Item	45000	22000	22000	25000	25000	25000
		Total of Project / Treasury	200000	135000	135000	135000	135000	135000
Project		005 Study of Agricultural and Environmental Surveys						
Fund Source		102001 Capital (Treasury)						
Group	item	Description	Actual 2020	Estimated 2021	Re-estimated 2021	Estimated 2022	Indicative 2023	Indicative 2024
21		Compensations of Employees						
2111		Salaries, Wages and Allowances						
	501	Salaries						
	001	Salaries	155000	95000	95000	85000	85000	85000
		Total of Item	155000	95000	95000	85000	85000	85000
22		Use of Goods and Services						
2211		Use of Goods and Services						
	512	Operating and Sustaining Expenditures						
	011	Capacity building expenses	15000	0	0	0	0	0
	043	Leasing transport means	30000	40000	40000	30000	30000	30000
		Total of Item	45000	40000	40000	30000	30000	30000
		Total of Project / Treasury	200000	135000	135000	115000	115000	115000
Project		008 Economic Statistics						
Fund Source		102001 Capital (Treasury)						
Group	item	Description	Actual 2020	Estimated 2021	Re-estimated 2021	Estimated 2022	Indicative 2023	Indicative 2024
21		Compensations of Employees						
2111		Salaries, Wages and Allowances						
	501	Salaries						
	001	Salaries	249977	165000	165000	140000	140000	140000
		Total of Item	249977	165000	165000	140000	140000	140000
22		Use of Goods and Services						
2211		Use of Goods and Services						
	512	Operating and Sustaining Expenditures						
	011	Capacity building expenses	25000	0	0	0	0	0
	043	Leasing transport means	124978	130000	130000	80000	80000	80000
		Total of Item	149978	130000	130000	80000	80000	80000
		Total of Project / Treasury	399955	295000	295000	220000	220000	220000

Capital Expenditures According to Program and Projects for the Years 2020 - 2024

Chapter : 1702 Ministry of Planning and International Cooperation/Department of Statistics

(In JDs)

Program 3105 Statistics Program								
Project 017 Family expenses and income Survey								
Fund Source 102001 Capital (Treasury)								
Group	item	Description	Actual 2020	Estimated 2021	Re-estimated 2021	Estimated 2022	Indicative 2023	Indicative 2024
28		Other Expenditures						
2822		Other Capital Expenditures						
	504	Studies, Research and Consultations						
	009	Statistical surveys studies	589957	200000	200000	900000	850000	825000
Total of Item			589957	200000	200000	900000	850000	825000
Total of Project / Treasury			589957	200000	200000	900000	850000	825000
Project 018 New job opportunities Survey								
Fund Source 102001 Capital (Treasury)								
Group	item	Description	Actual 2020	Estimated 2021	Re-estimated 2021	Estimated 2022	Indicative 2023	Indicative 2024
28		Other Expenditures						
2822		Other Capital Expenditures						
	504	Studies, Research and Consultations						
	009	Statistical surveys studies	150000	180000	180000	180000	180000	180000
Total of Item			150000	180000	180000	180000	180000	180000
Total of Project / Treasury			150000	180000	180000	180000	180000	180000
Project 019 Agricultural strategy survey								
Fund Source 102001 Capital (Treasury)								
Group	item	Description	Actual 2020	Estimated 2021	Re-estimated 2021	Estimated 2022	Indicative 2023	Indicative 2024
28		Other Expenditures						
2822		Other Capital Expenditures						
	504	Studies, Research and Consultations						
	004	Agricultural studies	200000	90000	90000	90000	90000	90000
Total of Item			200000	90000	90000	90000	90000	90000
Total of Project / Treasury			200000	90000	90000	90000	90000	90000
Project 020 Compilation system for the national accounts statistics								
Fund Source 102001 Capital (Treasury)								
Group	item	Description	Actual 2020	Estimated 2021	Re-estimated 2021	Estimated 2022	Indicative 2023	Indicative 2024
28		Other Expenditures						
2822		Other Capital Expenditures						
	504	Studies, Research and Consultations						
	009	Statistical surveys studies	0	0	0	285000	285000	285000
Total of Item			0	0	0	285000	285000	285000
Total of Project / Treasury			0	0	0	285000	285000	285000
Total of Program			1739912	1035000	1035000	1925000	1875000	1850000
Total of Chapter			1825711	1098000	1098000	1985000	1935000	1910000