

Chapter : 2003 Jordan Atomic Energy Commission

Creation: Jordan Atomic Energy Commission was established early in 2008 as a successor for Jordan Nuclear Energy Commission in order to transport, enhance and develop peaceful uses for nuclear energy.

Vision : Peaceful uses of the atomic energy including radioisotope, electricity generation and water desalination based on the nuclear energy.

Mission: Contribute to social and economic development through the usage of nuclear reactors in electricity generation and water desalination and any other peaceful purposes and transforming from direct dependence on fossil fuel sources to alternative energy sources.

Legal Framework Atomic Energy Law No.(42) for 2007 and amendments thereto.

Tasks of the Ministry / Department:

- Implement the vision and integrated strategy for the Jordanian nuclear program for peaceful purposes.
- Build and develop the required human staffs and capacities to implement the Jordanian nuclear program
- Enhance cooperation with IAEA and similar institutions and with friendly and expertise countries in the field of atomic energy and radiation technology

Ministry/Department Contribution to the Achievement of the National Objectives:

- Develop and upgrade the institutional capacities of the Commission.
- Transport, settle and develop nuclear energy and radiation technology in the kingdom and expand and sustain their usage
- Establish investment projects to serve the national economy in the field of nuclear energy and radiation technology and using them for electricity generation, water desalination and other applications
- Upgrade the rank of Jordan scientifically and transform it to a regional center in the field of nuclear energy
- Establish nuclear reactors and use the Jordanian Uranium to provide energy alternatives and water desalination
- Use and invest the natural nuclear investments existing in Jordan such as Uranium and thorium, and other natural minerals like unique elements
- Transform Jordan into a regional center for producing medical radioisotopes and train the competent scientific staffs

Major Issues and Challenges which face the Ministry / Department:

- Lack of sufficient financial resources necessary for implementing the Jordanian nuclear program.
- Lack of national human competences with critical specializations necessary for program implementation which will lead to using foreign competences with high costs.
- Not dealing substantially with the Jordanian nuclear program by some, and distorting realities and benefits of the program and portraying it as a major economic and social problem.

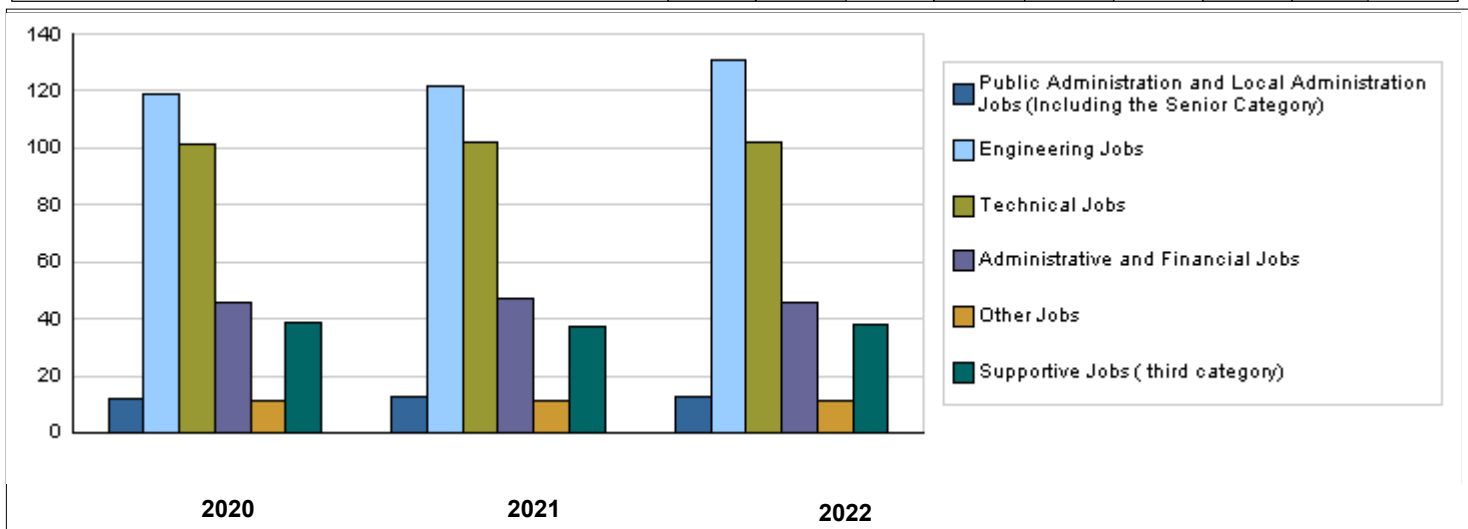
CHAPTER : 2003 Jordan Atomic Energy Commission

Strategic Objectives and Performance Indicators of the Ministry / Department

Strategic Objective	Performance Indicator	Base year	Value	Actual Value	Target Value	Preliminary Self Evaluation	Target Value		
				2020	2021	2021	2022	2023	2024
1 - To develop and upgrade the institutional capacities of the Commission	1 Percentage of Commission's stakeholders satisfaction	2019	%96	%97	%98	%98	%98	%99	%99
	2 Number of specialists and qualified technicians working on the Jordanian Nuclear program projects	2019	306	306	325	325	330	335	340
2 - To transfer, localize, develop and sustain the nuclear energy and radiology technology	1 Number of signed nuclear cooperation agreements with interested countries	2019	8	8	9	9	10	11	11
	2 Number of national and regional projects implemented with The International Atomic Energy Agency (IAEA) and Arab Atomic Energy Agency (AAEA)	2019	20	22	24	24	26	28	28
3 - To establish investment projects to serve the national economy in the field of radiology technology and nuclear energy and to use them in generating electric power and water desalination in addition to other fields	1 Percentage of Uranium to total number of explored sites	2019	%60	%63	%65	%65	%67	%69	%69
	2 Kinds of medical radioisotopes produced using the Jordanian nuclear reactor for research and training	2019	3	4	5	5	6	7	7

Number of Staff of the Ministry / Department

Group	Job	2020			2021			Preliminary 2022		
		Male	Female	Total	Male	Female	Total	Male	Female	Total
Public Administration and Local Administration Jobs (Including the Senior Category)	Supervisory and Leadership Jobs	9	3	12	10	3	13	10	3	13
Engineering Jobs	Engineer	94	25	119	97	25	122	101	30	131
Technical Jobs	Technical Jobs	80	21	101	81	21	102	81	21	102
Administrative and Financial Jobs	Financial Administration Jobs	28	18	46	29	18	47	28	18	46
Other Jobs		8	3	11	8	3	11	8	3	11
Supportive Jobs (third category)	Support Employee (Driver, Office Boy)	37	2	39	35	2	37	36	2	38
Total		256	72	328	260	72	332	264	77	341
Total Cost of Salaries		3098274	871389	3969663	3144277	870723	4015000	3411871	995129	4407000



Key Information of the Ministry / Department

No.	Description	2018	2019	2020	2021	2022
1	Number of companies/ institutions specialized in nuclear and radiology technology and energy dealing with the Commission	4	3	3	3	3
2	Number of companies/institutions benefiting from radiant wastes storage and transport services provided by the Commission	18	22	24	26	26
3	Number of companies benefiting from gamma ray sterilization provided by the Commission	30	30	30	31	31
4	Number of Jordanian universities benefiting from the technical facilities of the Commission including scientific research	10	12	13	13	13
5	Number of institutions / companies benefiting from lab testing to discover radiology pollutants and measurements services and radiology calibration in the Commission and measure personal radiology dos	121	122	124	126	128
6	Number of institutions/ hospitals / medical centers using medical radioisotopes produced by the Jordanian nuclear reactor for training and research	0	12	12	12	30

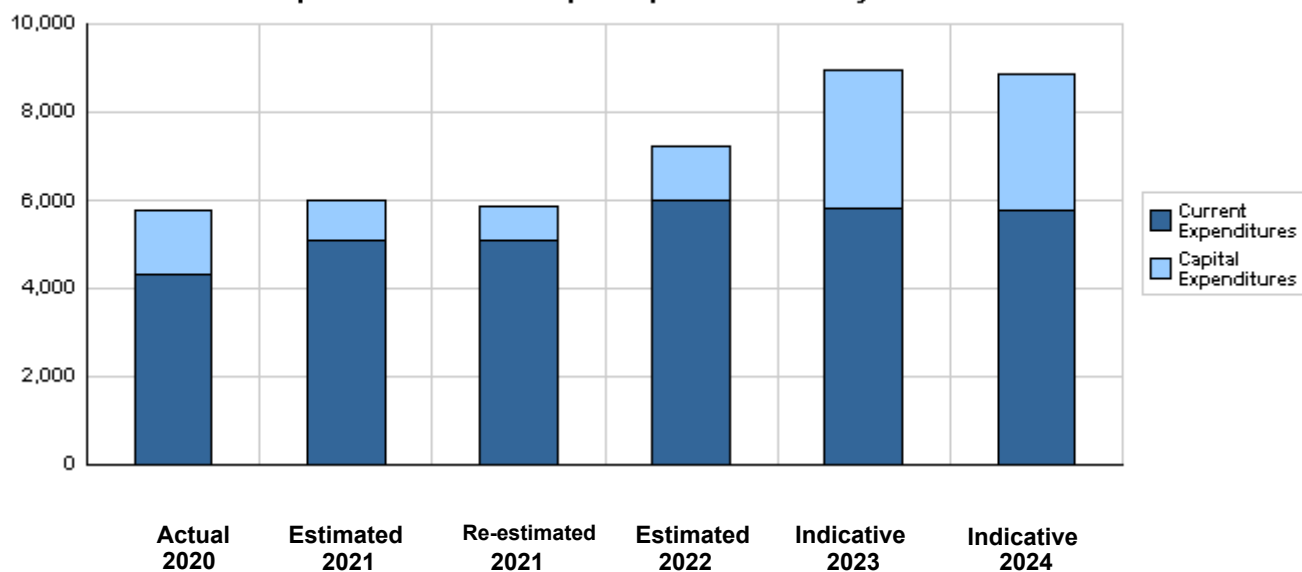
**Overall Summary of Expenditures for Chapter 2003- Jordan Atomic Energy Commission
for the Years 2020 - 2024**

(In JDs)

Description		Actual 2020	Estimated 2021	Re-estimated 2021	Estimated 2022	Indicative 2023 2024	
Group	Current Expenditures						
2111	Salaries, Wages and Allowances	3,500,488	3,607,000	3,587,000	3,938,000	3,985,000	4,032,000
2121	Social Security Contributions	469,175	428,000	428,000	469,000	479,000	489,000
2211	Use of Goods and Services	252,194	730,000	730,000	1,233,000	1,033,000	983,000
2821	Other Current Expenditures	91,466	335,000	335,000	375,000	330,000	285,000
Total current expenditures		4,313,323	5,100,000	5,080,000	6,015,000	5,827,000	5,789,000
Capital Expenditures							
2211	Use of Goods and Services	428,733	70,000	40,000	85,000	2,105,000	2,105,000
2511	Subsidies to Public Corporations	378,172	414,000	414,000	480,000	580,000	580,000
2822	Other Capital Expenditures	240,999	65,000	65,000	134,000	0	0
3111	Buildings and Constructions	283,000	0	0	136,000	0	0
3112	Devices, Machinery and Equipment	37,491	164,000	115,000	200,000	240,000	215,000
3122	Inventories	93,487	200,000	150,000	195,000	205,000	180,000
Total capital expenditures		1,461,882	913,000	784,000	1,230,000	3,130,000	3,080,000
Treasury		1,461,882	913,000	784,000	1,230,000	3,130,000	3,080,000
Total current and capital expenditures		5,775,205	6,013,000	5,864,000	7,245,000	8,957,000	8,869,000

(Thousands of JDs)

Graph of the current and capital expenditures for the years 2020 - 2024

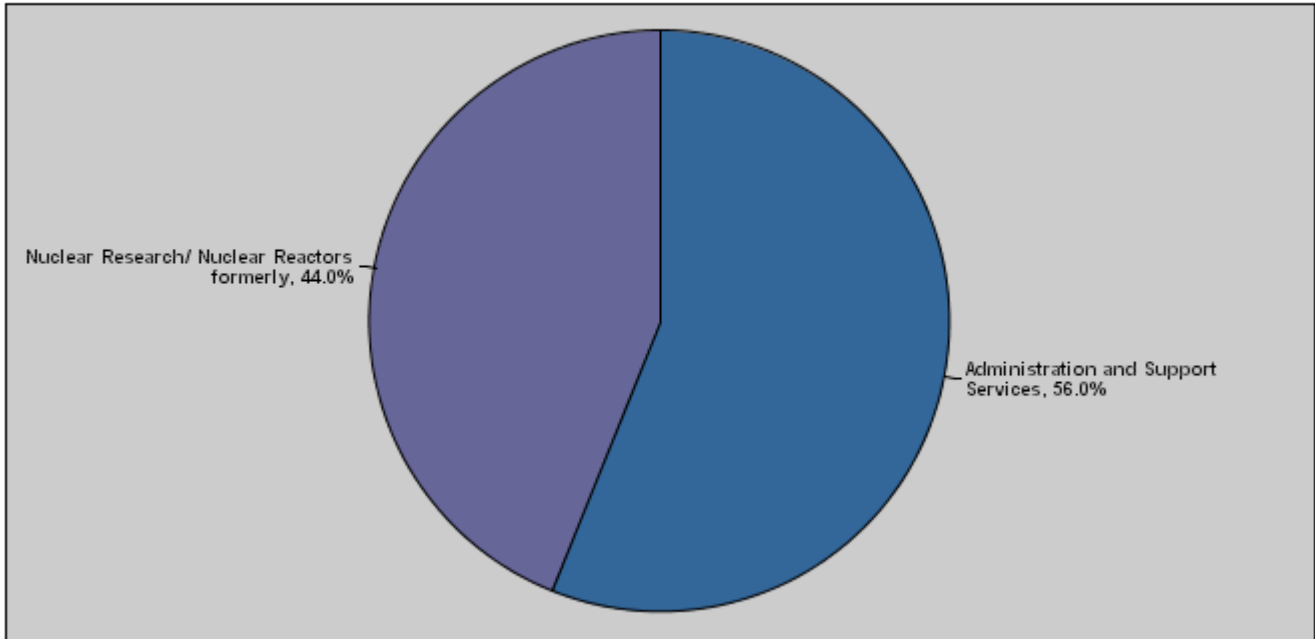


**Budget of Chapter 2003 - Jordan Atomic Energy Commission
For the Year 2022 Distributed According to Program**

(In JDs)

Prog.	Description	Current Expenditures	Capital Expenditures	Total Expenditures
6181	Administration and Support Services	3,292,000	767,000	4,059,000
6184	Nuclear Research/ Nuclear Reactors formerly	2,723,000	463,000	3,186,000
Total		6,015,000	1,230,000	7,245,000

Total Expenditures for the Year 2022 Distributed According to Programs



Estimated Allocations for Females distributed according to Programs for the Years 2020 - 2024

Program	2020	2021	2022	2023	2024
6181 Administration and Support Services	893389	821000	934000	952000	926000
6184 Nuclear Research/ Nuclear Reactors formerly	545511	493000	709000	1537000	1532000
Total	1438900	1314000	1643000	2489000	2458000

6181 Administration and Support Services Program

Objective of the program :

- 1- Transfer, indigenize, develop and sustain the uses of nuclear energy and radiation technology.
- 2- Establish investment enterprise to serve the national economy in the field of radiation technology and nuclear energy.
- 3- Use the nuclear reactors of different capacities for electrical power generation and water desalination.
- 4-Explore and mine Uranium and rare land minerals and produce the Uranium Concentrate (yellowcake) to enhance the local energy sources.
- 5- Provide work environment and logistic services for units and directorates.
- 6- Develop the capacities of the Commission's directorates and units.
- 7- Improve the management of programs and projects implemented by the Commission.

The strategic objective related to the program :

- 1- To develop and upgrade the institutional capacities of the Commission.
- 2- To transfer, localize, develop and sustain the nuclear energy and radiology technology

Directorates associated with the program :

- 1-Technical Services Directorates:
 - Research and Information Labs Directorate
 - Uranium Labs Directorate
 - Gama Radiology Directorate
 - Radiation and Emergency Protection Directorate
 - Ionizing Radiation Directorate
 - Quality Assurance Directorate
 - Physical and Chemical Analysis Directorate
 - Transport and Radioactive Waste Management Directorate
 - Nuclear Projects Development Directorate
 - Advanced Energy Systems Directorate
 - International Cooperation Directorate.
- 2- Administrative and Financial Services Directorates:
 - Information Technology and Security Directorate
 - Human Resources Directorate
 - Financial Affairs Directorate
 - Administrative Affairs Directorate
 - Audit and Internal Control Unit
 - Institutional Development Unit
 - Office of the Chairman and bureau

Services provided by the program :

- Providing laboratory checkups and tests that serve the uranium exploration and extraction project
- Providing checkup and testing service for consumer and food samples to determine their content of radioactive and harmful substances in public health
- Providing sterilization services for medical supplies
- Providing quality assurance services for the various projects and work of the commission in line with international standards and foundations
- Coordination and cooperation with international organizations related to the commission's work and following up the implementation of national and regional projects for nuclear applications with international organizations
- Follow up agreements and memorandum of understanding on the international level and on the scope of bilateral cooperation
- Follow up students sent by the authority with international universities
- Treatment, transportation, storage and protection of radioactive waste at the Kingdom level and protection
- Participate in the nuclear and radiological emergency team at the Kingdom level and provide aid and field assistance
- Achieve the security of existing or transferred nuclear and radiological materials, the security of electronic digital documents and information, and protect the computer networks of the commission and its various facilities
- Auditing transactions, agreements, administrative and financial decisions to ensure their consistency with the legislation
- Provide training opportunities for specialists and technicians to operate and sustain nuclear reactors and different scientific facilities.
- Implement the Commission's decisions and recommendations of financial and administrative impact.
- Prepare the Commission's annual budget draft.

Staff working in the program :

The program is implemented through a functional staff in 2021 estimated with (224) staff, including (185) males and (39) females .

Key Performance Indicators for Program

Performance Measurement Indicator	Base Year	Value	Actual value	Target Value	Preliminary Self Evaluation	Target Value			
			2020	2021		2021	2022	2023	2024
			1	Satisfaction Percentage of the Commission's stakeholders		2019	%96	%97	%98
2	Number of nuclear cooperation agreements signed with specialized countries	2019	8	8	9	9	10	11	11
3	Number of specialized qualification courses in commission's area of work	2019	%70	%80	%85	%85	%90	%95	%95
4	Number of national and regional projects implemented by the IAEA and AAEA	2019	20	22	24	24	26	28	28
5	Percentage of Uranium presence to total number of explored sites	2019	%60	%63	%65	%65	%67	%69	%69

Budget Chapter 2003 - Jordan Atomic Energy Commission Distributed According to the Program

6181 Administration and Support Services Program		Appropriations Of Administration and Support Services Program as Per Activities and Projects. (In JDs)					
Activities and Projects		Actual 2020	Estimated 2021	Re-estimated 2021	Estimated 2022	Indicative 2023 2024	
Current Expenditures		2,999,924	3,171,000	3,157,000	3,292,000	3,276,000	3,264,000
601	Administrative and Support Services	2,999,924	3,171,000	3,157,000	3,292,000	3,276,000	3,264,000
Capital Expenditures		788,882	578,000	549,000	767,000	810,000	760,000
001	Administration and Support Services Program Administration Project	410,710	164,000	135,000	287,000	230,000	180,000
002	Supporting energy projects	378,172	414,000	414,000	480,000	580,000	580,000
Program / Treasury		788,882	578,000	549,000	767,000	810,000	760,000
Total Program		3,788,806	3,749,000	3,706,000	4,059,000	4,086,000	4,024,000

Budget Chapter 2003 - Jordan Atomic Energy Commission Distributed According to the Program

6184	Nuclear Research/ Nuclear Reactors formerly Program
-------------	------------------------------------------------------------

Objective of the program :

Establish Jordanian center for nuclear research using a (5) MWe, nuclear reactor which can be increased to (10) MWe, and to put under the disposal of researchers from Jordanian institutes and universities, produce radioisotope especially those used in the nuclear medicine, establish neutron activation analysis labs and train nuclear engineering and other sciences students.

The strategic objective related to the program :

To establish investment projects to serve the national economy in the field of radiology technology and nuclear energy and to use them in generating electric power and water desalination in addition to other fields.

Directorates associated with the program :

- Nuclear Safety, Security and Guarantees Directorate
- Establishment Operations Directorate
- Technical Support and Supportive Services Directorate
- Nuclear Safety and Licenses Directorate
- Reactor Operation Directorate
- Establishment Maintenance Directorate
- Administrative Services Unit
- Quality Control Unit
- Scientific Research Unit

Services provided by the program :

- Education and training to support nuclear engineering programs and nuclear reactors operation.
- Analysis using Neutron activation technique.
- Produce radioisotopes, of the most important those used in nuclear medicine as Iodine, Molybdenum and Iridium and produce industrial radioisotopes in the following phases.
- Neutron rays applications including non-destructive testing, neutron distraction and neutron defraction.
- Neutron transformation doping.
- Radioactive wastes treatment resulting from using reactor as per international standards and foundations.
- Potential usage as a regional research and training center in cooperation and coordination of the IAEA.

Staff working in the program :

The program is implemented through a functional staff in 2021 estimated with (108) staff, including (75) males and (33) females .

Key Performance Indicators for Program

Performance Measurement Indicator	Base Year	Value	Actual value	Target Value	Preliminary Self Evaluation	Target Value		
			2020	2021		2021	2022	2023
1 Number of medical radioisotopes produced by the Jordanian Nuclear Reactor for Research and Training	2019	3	4	5	5	6	7	7
2 Number of nuclear engineers and qualified sciences students	2019	30	31	32	32	33	34	34
3 Number of research and studies using the reactor	2019	8	9	10	10	11	12	12

Appropriations Of Nuclear Research/ Nuclear Reactors formerly Program as Per Activities and Projects.

(In JDs)

Activities and Projects	Actual	Estimated	Re-estimated	Estimated	Indicative	
	2020	2021	2021	2022	2023	2024
Current Expenditures	1,313,399	1,929,000	1,923,000	2,723,000	2,551,000	2,525,000
601 Nuclear researches	1,313,399	1,929,000	1,923,000	2,723,000	2,551,000	2,525,000
Capital Expenditures	673,000	335,000	235,000	463,000	2,320,000	2,320,000
003 Establishing and operating the research nuclear reactor	673,000	335,000	235,000	463,000	2,320,000	2,320,000
Program / Treasury	673,000	335,000	235,000	463,000	2,320,000	2,320,000
Total Program	1,986,399	2,264,000	2,158,000	3,186,000	4,871,000	4,845,000

Chapter : 2003 Jordan Atomic Energy Commission

(In JDs)

Current Activities Appropriations According to Program								
Prog.	Activites		Actual	Estimated	Re-estimated	Estimated	Indicative	Indicative
			2020	2021	2021	2022	2023	2024
6181	601	Administrative and Support Services	2999924	3171000	3157000	3292000	3276000	3264000
		Total of Program	2999924	3171000	3157000	3292000	3276000	3264000
6184	601	Nuclear researches	1313399	1929000	1923000	2723000	2551000	2525000
		Total of Program	1313399	1929000	1923000	2723000	2551000	2525000
		Total	4313323	5100000	5080000	6015000	5827000	5789000

Capital Projects Appropriations According to Program								
Prog.	Projects		Actual	Estimated	Re-estimated	Estimated	Indicative	Indicative
			2020	2021	2021	2022	2023	2024
6181	001	Administration and Support Services Program Administration Project	410710	164000	135000	287000	230000	180000
	002	Supporting energy projects	378172	414000	414000	480000	580000	580000
		Total of Program	788882	578000	549000	767000	810000	760000
6184	003	Establishing and operating the research nuclear reactor	673000	335000	235000	463000	2320000	2320000
		Total of Program	673000	335000	235000	463000	2320000	2320000
		Total	1461882	913000	784000	1230000	3130000	3080000

Overall Summary of Current Expenditures for the Years 2020 - 2024

Chapter: 2003 Jordan Atomic Energy Commission

(In JDs)

Group	Item	Description	Actual 2020	Estimated 2021	Re-estimated 2021	Estimated 2022	Indicative 2023	Indicative 2024
21		Compensations of Employees						
2111		Salaries, Wages and Allowances						
	102	Unclassified Employees	292000	282000	280000	282000	286000	288000
	103	Comprehensive Contract Employees	509000	460000	456000	483000	492000	497000
	105	Personal Cost of Living Allowance	402578	400000	398000	439000	443000	447000
	106	Family Cost of Living Allowance	36000	45000	45000	47000	49000	51000
	110	Overtime Allowance	0	0	0	25000	25000	25000
	111	Additional Allowance	958862	1099000	1098000	1228000	1243000	1266000
	112	Other Allowances	279050	164000	155000	155000	155000	155000
	113	Transportation Allowance	71000	79000	78000	83000	85000	87000
	114	Transport Allowance	15000	23000	23000	29000	31000	33000
	116	Employees' Bonuses	649998	750000	750000	800000	800000	800000
	120	Contract Employees	287000	305000	304000	367000	376000	383000
Total			3500488	3607000	3587000	3938000	3985000	4032000
2121		Social Security Contributions						
	301	Social Security	469175	428000	428000	469000	479000	489000
Total			469175	428000	428000	469000	479000	489000
22		Use of Goods and Services						
2211		Use of Goods and Services						
	201	Rents	10320	10000	10000	10000	10000	10000
	202	Telecommunications Services	19495	20000	20000	25000	25000	25000
	203	Water	3694	35000	35000	40000	40000	40000
	204	Electricity	10797	305000	305000	750000	550000	500000
	205	Fuels	44997	60000	60000	60000	60000	60000
	206	Maintenance of Machines, furniture and accessories	2467	3000	3000	5000	5000	5000
	207	Maintenance of vehicles, equipment and accessories	11288	12000	12000	12000	12000	12000
	208	Repair and maintenance of buildings and accessories	10000	11000	11000	12000	12000	12000
	209	Stationery, Publications and Office Supplies	7864	15000	15000	15000	15000	15000
	210	Substances and raw materials (medicines, clothes, food, films, etc..)	6999	9000	9000	9000	9000	9000
	211	Cleaning services and supplies including cleaning contracts	49000	75000	75000	90000	90000	90000
	212	Insurance	13440	40000	40000	55000	55000	55000
	213	Official Travel Missions	10353	10000	10000	10000	10000	10000
	214	Goods and services expenses	51480	125000	125000	140000	140000	140000
Total			252194	730000	730000	1233000	1033000	983000
28		Other Expenditures						
2821		Other Current Expenditures						
	302	Contributions	86561	124000	124000	140000	165000	165000
	303	Scientific scholarships and training courses	0	142000	142000	133000	63000	18000
	305	Non-Employees' Bonuses	4905	69000	69000	102000	102000	102000
Total			91466	335000	335000	375000	330000	285000
Total of Chapter			4313323	5100000	5080000	6015000	5827000	5789000

Current Expenditures According to Program and Activities for the Years 2020 - 2024

Chapter : 2003 - Jordan Atomic Energy Commission

(In JDs)

Program : 6181 - Administration and Support Services								
Activity : 601 - Administrative and Support Services								
Group	Item	Description	Actual 2020	Estimated 2021	Re-estimated 2021	Estimated 2022	Indicative 2023	Indicative 2024
21		Compensations of Employees						
2111		Salaries, Wages and Allowances						
	102	Unclassified Employees	222000	211000	209000	210000	213000	214000
	103	Comprehensive Contract Employees	417000	370000	367000	391000	398000	401000
	105	Personal Cost of Living Allowance	260549	260000	259000	265000	267000	269000
	106	Family Cost of Living Allowance	23000	31000	31000	32000	33000	34000
	110	Overtime Allowance	0	0	0	15000	15000	15000
	111	Additional Allowance	591863	692000	692000	718000	723000	737000
	112	Other Allowances	269800	146000	138000	138000	138000	138000
	113	Transportation Allowance	46000	53000	53000	54000	55000	56000
	114	Transport Allowance	7000	14000	14000	15000	16000	17000
	116	Employees' Bonuses	399998	450000	450000	435000	435000	435000
	120	Contract Employees	90000	95000	95000	107000	110000	113000
		Total	2327210	2322000	2308000	2380000	2403000	2429000
2121		Social Security Contributions						
	301	Social Security	329054	310000	310000	320000	326000	333000
		Total	329054	310000	310000	320000	326000	333000
22		Use of Goods and Services						
2211		Use of Goods and Services						
	201	Rents	10320	10000	10000	10000	10000	10000
	202	Telecommunications Services	19495	14000	14000	19000	19000	19000
	203	Water	3694	15000	15000	15000	15000	15000
	204	Electricity	10797	5000	5000	7000	7000	7000
	205	Fuels	44997	60000	60000	60000	60000	60000
		001 Heating	4999	10000	10000	10000	10000	10000
		002 Saloon vehicles	24999	30000	30000	30000	30000	30000
		003 Transport vehicles and heavy equipment	14999	20000	20000	20000	20000	20000
	206	Maintenance of Machines, furniture and accessories	2467	2000	2000	3000	3000	3000
	207	Maintenance of vehicles, equipment and accessories	11288	12000	12000	12000	12000	12000
	208	Repair and maintenance of buildings and accessories	10000	7000	7000	8000	8000	8000
	209	Stationery, Publications and Office Supplies	7864	10000	10000	10000	10000	10000
	210	Substances and raw materials (medicines, clothes, food, films, etc..)	6999	5000	5000	5000	5000	5000
	211	Cleaning services and supplies including cleaning contracts	49000	32000	32000	45000	45000	45000
	212	Insurance	13440	7000	7000	19000	19000	19000
	213	Official Travel Missions	10353	5000	5000	5000	5000	5000
	214	Goods and services expenses	51480	70000	70000	85000	85000	85000
		001 Events and hospitality	0	5000	5000	5000	5000	5000
		008 Advertisements and subscriptions	1838	1000	1000	10000	10000	10000
		013 Services, security and guarding contracts	46960	49000	49000	50000	50000	50000
		014 Shipment and clearance fees	2682	5000	5000	10000	10000	10000
		084 Fees and licenses	0	10000	10000	10000	10000	10000
		Total	252194	254000	254000	303000	303000	303000
28		Other Expenditures						
2821		Other Current Expenditures						
	302	Contributions	86561	116000	116000	129000	154000	154000
		014 Saving Fund contribution	31763	27000	27000	29000	29000	29000
		018 International Agency for Atomic Energy and Arab Commission	54798	89000	89000	100000	125000	125000
	303	Scientific scholarships and training courses	0	142000	142000	133000	63000	18000
		000 Scientific scholarships and training courses	0	0	0	10000	13000	18000
		003 Scientific Scholarships and Cultural Exchange	0	142000	142000	123000	50000	0
	305	Non-Employees' Bonuses	4905	27000	27000	27000	27000	27000
		Total	91466	285000	285000	289000	244000	199000
		Total of Activity	2999924	3171000	3157000	3292000	3276000	3264000
		Total of Program	2999924	3171000	3157000	3292000	3276000	3264000

Current Expenditures According to Program and Activities for the Years 2020 - 2024

Chapter : 2003 - Jordan Atomic Energy Commission

(In JDs)

Program : 6184 - Nuclear Research/ Nuclear Reactors formerly								
Activity : 601 - Nuclear researches								
Group	Item	Description	Actual 2020	Estimated 2021	Re-estimated 2021	Estimated 2022	Indicative 2023	Indicative 2024
21		Compensations of Employees						
2111		Salaries, Wages and Allowances						
	102	Unclassified Employees	70000	71000	71000	72000	73000	74000
	103	Comprehensive Contract Employees	92000	90000	89000	92000	94000	96000
	105	Personal Cost of Living Allowance	142029	140000	139000	174000	176000	178000
	106	Family Cost of Living Allowance	13000	14000	14000	15000	16000	17000
	110	Overtime Allowance	0	0	0	10000	10000	10000
	111	Additional Allowance	366999	407000	406000	510000	520000	529000
	112	Other Allowances	9250	18000	17000	17000	17000	17000
	113	Transportation Allowance	25000	26000	25000	29000	30000	31000
	114	Transport Allowance	8000	9000	9000	14000	15000	16000
	116	Employees' Bonuses	250000	300000	300000	365000	365000	365000
	120	Contract Employees	197000	210000	209000	260000	266000	270000
		Total	1173278	1285000	1279000	1558000	1582000	1603000
2121		Social Security Contributions						
	301	Social Security	140121	118000	118000	149000	153000	156000
		Total	140121	118000	118000	149000	153000	156000
22		Use of Goods and Services						
2211		Use of Goods and Services						
	202	Telecommunications Services	0	6000	6000	6000	6000	6000
	203	Water	0	20000	20000	25000	25000	25000
	204	Electricity	0	300000	300000	743000	543000	493000
	206	Maintenance of Machines, furniture and accessories	0	1000	1000	2000	2000	2000
	208	Repair and maintenance of buildings and accessories	0	4000	4000	4000	4000	4000
	209	Stationery, Publications and Office Supplies	0	5000	5000	5000	5000	5000
	210	Substances and raw materials (medicines, clothes, food, films, etc..)	0	4000	4000	4000	4000	4000
	211	Cleaning services and supplies including cleaning contracts	0	43000	43000	45000	45000	45000
	212	Insurance	0	33000	33000	36000	36000	36000
	213	Official Travel Missions	0	5000	5000	5000	5000	5000
	214	Goods and services expenses	0	55000	55000	55000	55000	55000
	001	Events and hospitality	0	5000	5000	5000	5000	5000
	014	Shipment and clearance fees	0	15000	15000	15000	15000	15000
	084	Fees and licenses	0	35000	35000	35000	35000	35000
		Total	0	476000	476000	930000	730000	680000
28		Other Expenditures						
2821		Other Current Expenditures						
	302	Contributions	0	8000	8000	11000	11000	11000
	014	Saving Fund contribution	0	8000	8000	11000	11000	11000
	305	Non-Employees' Bonuses	0	42000	42000	75000	75000	75000
	000	Non-employees' bonuses	0	42000	42000	42000	42000	42000
	012	Bonuses of engineers and geologists	0	0	0	33000	33000	33000
		Total	0	50000	50000	86000	86000	86000
		Total of Activity	1313399	1929000	1923000	2723000	2551000	2525000
		Total of Program	1313399	1929000	1923000	2723000	2551000	2525000
		Total of Chapter	4313323	5100000	5080000	6015000	5827000	5789000

Overall Summary of Capital Expenditures for the Years 2020 - 2024

Chapter : 2003 Jordan Atomic Energy Commission

(In JDs)

Group	Item	Description	Actual 2020	Estimated 2021	Re-estimated 2021	Estimated 2022	Indicative 2023	Indicative 2024
		Expenditures						
22		Use of Goods and Services						
2211		Use of Goods and Services						
	512	Operating and Sustaining Expenditures	428733	70000	40000	85000	2105000	2105000
		Total	428733	70000	40000	85000	2105000	2105000
25		Subsidies						
2511		Subsidies to Public Corporations						
	520	Subsidies to non-financial public corporations/capital	378172	414000	414000	480000	580000	580000
		Total	378172	414000	414000	480000	580000	580000
28		Other Expenditures						
2822		Other Capital Expenditures						
	504	Studies, Research and Consultations	240999	65000	65000	134000	0	0
		Total	240999	65000	65000	134000	0	0
		Fixed Assets						
31		Non-financial Assets						
3111		Buildings and Constructions						
	508	Works and Constructions	283000	0	0	136000	0	0
		Total	283000	0	0	136000	0	0
3112		Devices, Machinery and Equipment						
	505	Equipment, Machines and Devices	37491	164000	115000	200000	240000	215000
		Total	37491	164000	115000	200000	240000	215000
3122		Inventories						
	503	Materials and supplies	93487	200000	150000	195000	205000	180000
		Total	93487	200000	150000	195000	205000	180000
		Total of Chapter	1461882	913000	784000	1230000	3130000	3080000

Capital Expenditures According to Program and Projects for the Years 2020 - 2024

Chapter : 2003 Jordan Atomic Energy Commission

(In JDs)

Program 6181 Administration and Support Services								
Project 001 Administration and Support Services Program Administration Project								
Fund Source 102001 Capital (Treasury)								
Group	Item	Description	Actual 2020	Estimated 2021	Re-estimated 2021	Estimated 2022	Indicative 2023	Indicative 2024
22		Use of Goods and Services						
2211		Use of Goods and Services						
	512	Operating and Sustaining Expenditures						
	008	Qualification and training expenses	260710	0	0	0	0	0
	015	Operating systems and software	14999	20000	20000	35000	35000	35000
	021	Printing house	906	0	0	0	0	0
	035	Technical and administrative support	34889	0	0	0	0	0
	055	Hospitality expenditures	2727	0	0	0	0	0
		Total of Item	314231	20000	20000	35000	35000	35000
28		Other Expenditures						
2822		Other Capital Expenditures						
	504	Studies, Research and Consultations						
	027	Purchasing consultation services	0	0	0	67000	0	0
		Total of Item	0	0	0	67000	0	0
31		Non-financial Assets						
3112		Devices, Machinery and Equipment						
	505	Equipment, Machines and Devices						
	001	Computers and accessories	5491	15000	15000	30000	20000	15000
	069	Modernizing and developing devices and equipment	32000	79000	50000	80000	100000	80000
		Total of Item	37491	94000	65000	110000	120000	95000
3122		Inventories						
	503	Materials and supplies						
	001	Computer supplies and accessories	7499	10000	10000	0	0	0
	006	Laboratories supplies and materials	51489	40000	40000	75000	75000	50000
		Total of Item	58988	50000	50000	75000	75000	50000
		Total of Project / Treasury	410710	164000	135000	287000	230000	180000
Project 002 Supporting energy projects								
Fund Source 102001 Capital (Treasury)								
Group	Item	Description	Actual 2020	Estimated 2021	Re-estimated 2021	Estimated 2022	Indicative 2023	Indicative 2024
25		Subsidies						
2511		Subsidies to Public Corporations						
	520	Subsidies to non-financial public corporations/capital						
	031	National Committee for synchrotron	10000	10000	10000	10000	10000	10000
	033	International Committee for synchrotron	368172	369000	369000	370000	370000	370000
	034	Jordanian company for mining	0	35000	35000	100000	200000	200000
		Total of Item	378172	414000	414000	480000	580000	580000
		Total of Project / Treasury	378172	414000	414000	480000	580000	580000
		Total of Program	788882	578000	549000	767000	810000	760000

Capital Expenditures According to Program and Projects for the Years 2020 - 2024

Chapter : 2003 Jordan Atomic Energy Commission

(In JDs)

Program		6184 Nuclear Research/ Nuclear Reactors formerly						
Project		003 Establishing and operating the research nuclear reactor						
Fund Source		102001 Capital (Treasury)						
Group	Item	Description	Actual 2020	Estimated 2021	Re-estimated 2021	Estimated 2022	Indicative 2023	Indicative 2024
22		Use of Goods and Services						
2211		Use of Goods and Services						
	512	Operating and Sustaining Expenditures						
	015	Operating systems and software	14580	50000	20000	50000	70000	70000
	023	Operation contracts	0	0	0	0	2000000	2000000
	035	Technical and administrative support	98198	0	0	0	0	0
	055	Hospitality expenditures	1724	0	0	0	0	0
		Total of Item	114502	50000	20000	50000	2070000	2070000
28		Other Expenditures						
2822		Other Capital Expenditures						
	504	Studies, Research and Consultations						
	027	Purchasing consultation services	240999	65000	65000	67000	0	0
		Total of Item	240999	65000	65000	67000	0	0
31		Non-financial Assets						
3111		Buildings and Constructions						
	508	Works and Constructions						
	040	Constructions	283000	0	0	136000	0	0
		Total of Item	283000	0	0	136000	0	0
3112		Devices, Machinery and Equipment						
	505	Equipment, Machines and Devices						
	055	Technical devices	0	70000	50000	90000	120000	120000
		Total of Item	0	70000	50000	90000	120000	120000
3122		Inventories						
	503	Materials and supplies						
	006	Laboratories supplies and materials	34499	100000	80000	120000	130000	130000
	007	Lighting supplies	0	50000	20000	0	0	0
		Total of Item	34499	150000	100000	120000	130000	130000
		Total of Project / Treasury	673000	335000	235000	463000	2320000	2320000
		Total of Program	673000	335000	235000	463000	2320000	2320000
		Total of Chapter	1461882	913000	784000	1230000	3130000	3080000