

Chapter : 2703 Jordan Medical Council

- Creation:** The Jordan Medical Council was established in 1982 under law No. (12) for the year 1982 to regulate the human medicine profession initially, until the issuance of Medical Council Law No. (17) for the year 2005.
- Vision :** Excellence and pioneering in promoting the level of medicine profession and upgrading the professional performance of physicians according to the medical standards.
- Mission:** To develop training programs according to medical developments in order to enhance the efficiency of physicians and promote the professional level in line with the international medical developments.

Legal Framework Jordan Medical Council Law No.(17) for 2005

Tasks of the Ministry / Department:

- Description of required training for all medical specializations from all its aspects and adoption of evaluation foundations for this training
- Set standards to acknowledge the eligibility of hospitals and centers for training
- Provide opportunities for specialist and working physicians to continue education constantly in order to develop and update their information and expertise
- Issue specialization certificates for physicians with decided conditions and who pass exams held by competent committees
- Supervise the periodical training programs (residency period) and conduct the overall check for physicians
- Organize seminars and courses for physicians who are preparing themselves for specialization

Ministry/Department Contribution to the Achievement of the National Objectives:

- Improve the level of medical services provided for the citizen
- Maintain the financial and monetary stability and building an efficient fiscal system to enhance financial transparency.
- Consolidate the principles of good governance.
- Electronic transformation and automation.

Major Issues and Challenges which face the Ministry / Department:

- Lack of an organizational structure appropriate for the Council's nature of work
- Lack of an administrative units and efficient staff to conduct planning and lack of executive staff for different activities of the Jordanian Medical Council
- Lack of regulations related to continuous medical learning and training
- The need for regulations and instructions to control the medical training and education programs in the educational centers and hospitals.
- Insufficient scientific and vocational activities for physicians in the training institutions
- Constant updating of medical education and training programs

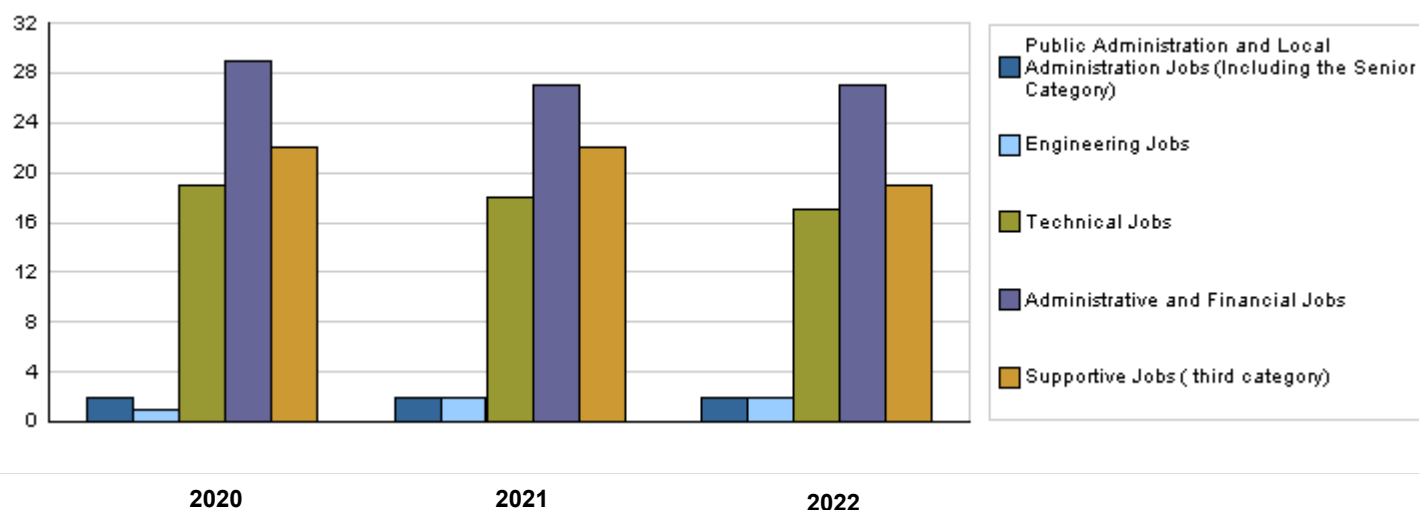
CHAPTER : 2703 Jordan Medical Council

Strategic Objectives and Performance Indicators of the Ministry / Department

Strategic Objective	Performance Indicator	Base year	Value	Actual Value	Target Value	Preliminary Self Evaluation	Target Value		
				2020	2021	2021	2022	2023	2024
1 - To strengthen the institutional and administrative capacities of the Council	1 Percentage of the Council's qualified employees	2016	%80	%60	%85	%80	%88	%88	%88
2 - To supply the health sector with scientifically and professionally qualified physicians in order to improve the level of health services	1 Number of physicians under training in internship program	2016	2007	3000	3250	3200	3300	3350	3350
	2 Number of resident physicians under training in speciality program	2016	3626	3300	3850	3800	3500	3550	3600
	3 Number of physicians participating in exam preparation workshops	2016	196	20	450	300	450	500	550
	4 Number of resident physicians applying for the Council	2016	3400	4300	4400	4300	4500	4600	4700
3 - To provide opportunities for specialist and general practitioners to follow up the continuous education and capacities development	1 Number of continuous medical education lectures	2016	110	73	100	80	110	120	120
	2 Number of workshops and courses accredited by the Council	2016	115	61	200	150	200	220	220

Number of Staff of the Ministry / Department

Group	Job	2020			2021			Preliminary 2022		
		Male	Female	Total	Male	Female	Total	Male	Female	Total
Public Administration and Local Administration Jobs (Including the Senior Category)		0	0	0	0	0	0	0	0	0
	Supervisory and Leadership Jobs	1	1	2	1	1	2	1	1	2
Engineering Jobs	Engineer	1	0	1	1	1	2	1	1	2
Technical Jobs	Various Technical Jobs	12	7	19	11	7	18	11	6	17
Administrative and Financial Jobs	Financial Administration Jobs	19	10	29	18	9	27	18	9	27
Supportive Jobs (third category)	Support Jobs (Office Boy / Driver)	16	6	22	16	6	22	14	5	19
Total		49	24	73	47	24	71	45	22	67
Total Cost of Salaries		322490	157955	480445	341577	174423	516000	378134	184866	563000



Key Information of the Ministry / Department

No.	Description	2018	2019	2020	2021	2022
1	Number of accredited training hospitals	3	3	3	5	5
2	Number of accredited training programs in hospitals inside and outside Jordan	11	30	20	25	15
3	Number of training courses for intern doctors (human medicine and dentistry)	2	4	4	4	8
4	Number of training courses for resident physicians (human medicine and dentistry)	12	15	10	12	15
5	Number of successful candidates in the total exam of human medicine and dentistry	865	400	450	387	500
6	Number of successful candidates in the Jordanian Medical Council (Board) for human medicine and dentistry	666	700	700	559	700
7	Number of accredited activities for continuous medical education (human medicine and dentistry)	80	100	100	110	150
8	Number of available E-services	3	6	10	10	10
9	Number of issued electronic certificates	1164	1250	1300	1350	1500

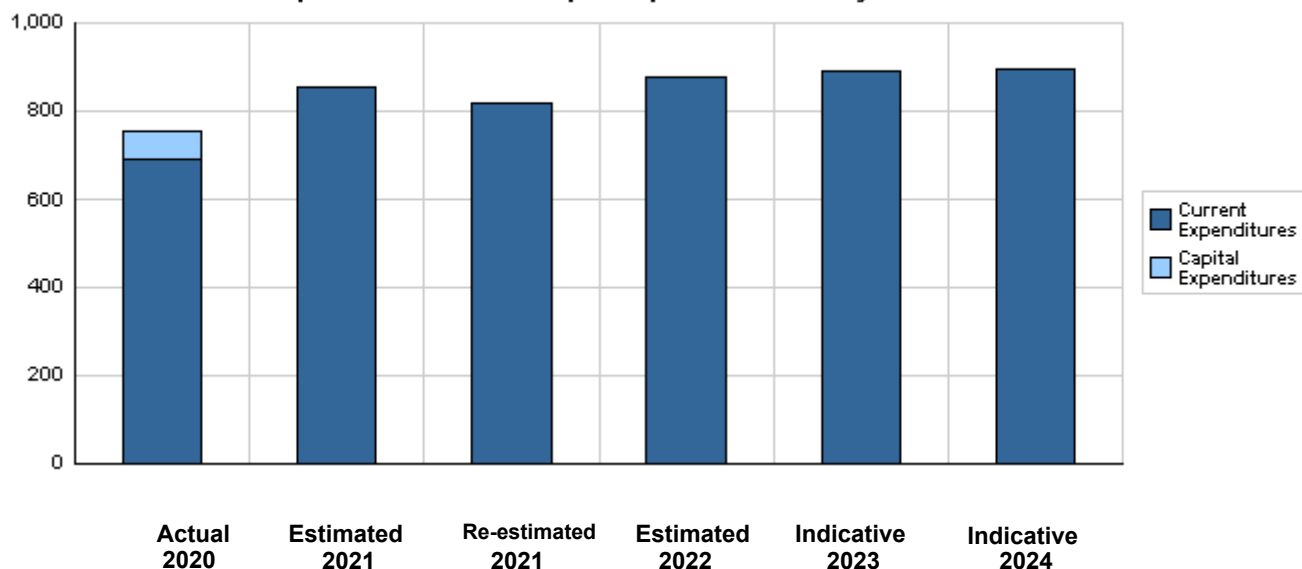
Overall Summary of Expenditures for Chapter 2703- Jordan Medical Council
for the Years 2020 - 2024

(In JDs)

Description		Actual 2020	Estimated 2021	Re-estimated 2021	Estimated 2022	Indicative 2023 2024	
Group	Current Expenditures						
2111	Salaries, Wages and Allowances	433,349	484,000	458,000	498,000	504,000	509,000
2121	Social Security Contributions	47,096	70,000	58,000	65,000	66,000	67,000
2211	Use of Goods and Services	123,292	117,500	117,000	111,000	110,000	109,000
2511	Subsidies to Public Corporations	15,000	15,000	15,000	15,000	15,000	15,000
2821	Other Current Expenditures	70,580	128,500	128,000	145,000	145,000	145,000
3112	Devices, Machinery and Equipment	0	40,000	40,000	45,000	50,000	50,000
Total current expenditures		689,317	855,000	816,000	879,000	890,000	895,000
		Capital Expenditures					
2211	Use of Goods and Services	18,131	0	0	0	0	0
3112	Devices, Machinery and Equipment	47,750	0	0	0	0	0
Total capital expenditures		65,881	0	0	0	0	0
Treasury		65,881	0	0	0	0	0
Total current and capital expenditures		755,198	855,000	816,000	879,000	890,000	895,000

(Thousands of JDs)

Graph of the current and capital expenditures for the years 2020 - 2024

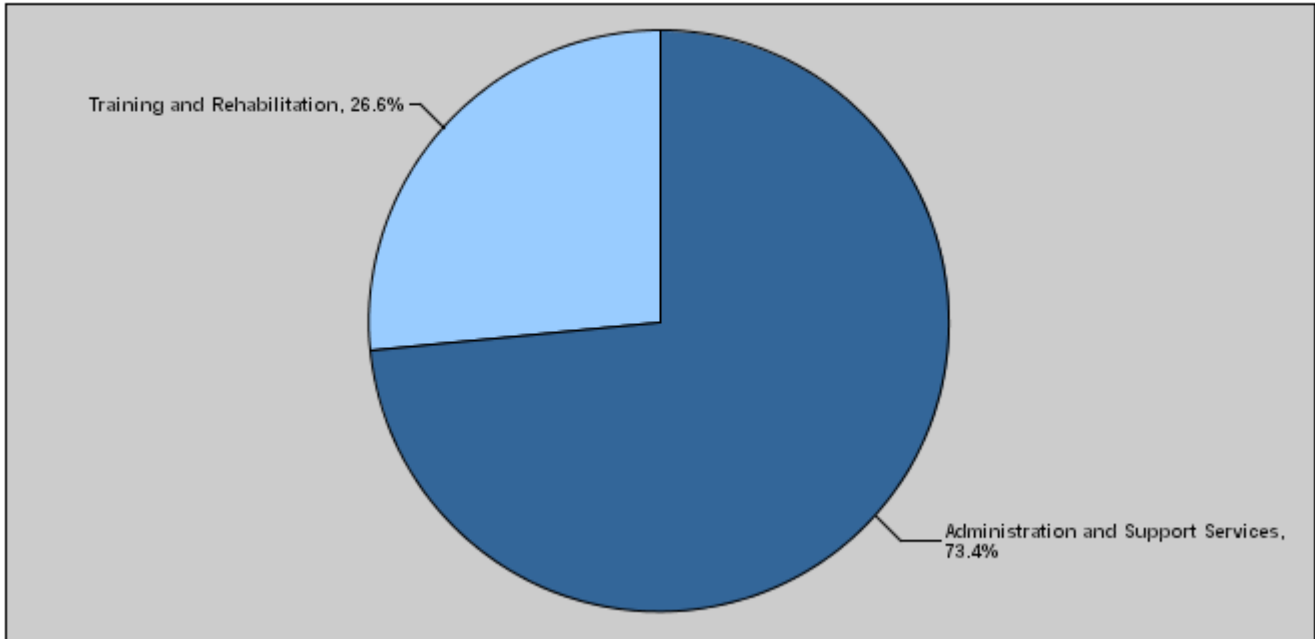


**Budget of Chapter 2703 - Jordan Medical Council
For the Year 2022 Distributed According to Program**

(In JDs)

Prog.	Description	Current Expenditures	Capital Expenditures	Total Expenditures
6321	Administration and Support Services	645,000	0	645,000
6322	Training and Rehabilitation	234,000	0	234,000
	Total	879,000	0	879,000

Total Expenditures for the Year 2022 Distributed According to Programs



Estimated Allocations for Females distributed according to Programs for the Years 2020 - 2024

Program	2020	2021	2022	2023	2024
6321 Administration and Support Services	259000	278000	303000	305000	307000
6322 Training and Rehabilitation	324000	384000	415000	418000	420000
Total	583000	662000	718000	723000	727000

Budget Chapter 2703 - Jordan Medical Council Distributed According to the Program

6321 Administration and Support Services Program

Objective of the program :

Improve the institutional capacities of all units in the Council and promote the efficiency of employees in order to increase productivity and achievement quality, as well as reducing consumption of support services and provide maintenance for furniture and buildings to support the Council's infrastructure.

The strategic objective related to the program :

To strengthen the institutional and administrative capacities of the Council

Directorates associated with the program :

- 1- Financial and Administrative Affairs Directorate.
- 2- Technical Affairs Directorate.

Services provided by the program :

- 1- Human resources planning in the council .
- 2- Training and qualifying working staff
- 3- Regulating staff salaries and allowances disbursement
- 4- Conduct periodical maintenance for buildings and furniture.
- 5- Provide the administrative infrastructure

Staff working in the program :

The program is implemented through a functional staff in 2021 estimated with (46) staff, including (32) males and (14) females .

Key Performance Indicators for Program

Performance Measurement Indicator	Base Year	Value	Actual value	Target Value	Preliminary Self Evaluation	Target Value		
			2020	2021		2021	2022	2023
1	2016	45	47	62	60	65	65	65

Appropriations Of Administration and Support Services Program as Per Activities and Projects.

(In JDs)

Activities and Projects	Actual	Estimated	Re-estimated	Estimated	Indicative	
	2020	2021	2021	2022	2023	2024
Current Expenditures	551,199	630,000	592,000	645,000	649,000	655,000
601 Administrative and support services	551,199	630,000	592,000	645,000	649,000	655,000
Capital Expenditures	65,881	0	0	0	0	0
001 Sustaining and Operating the Council's Services Project	65,881	0	0	0	0	0
Program / Treasury	65,881	0	0	0	0	0
Total Program	617,080	630,000	592,000	645,000	649,000	655,000

Budget Chapter 2703 - Jordan Medical Council Distributed According to the Program

6322	Training and Rehabilitation Program
-------------	--

Objective of the program :

Rehabilitation of the physicians scientifically and vocationally through holding training courses, developing exams system, establishing Questions Banks related to the Jordanian Medical Board to improve and develop exams quality and the medical education program depending on health and national needs comprehensively between health care program and different medical institutions to serve the development of medical educational process.

The strategic objective related to the program :

- 1- To supply the health sector with scientifically and professionally qualified physicians in order to improve the level of health services.
- 2- To provide opportunities for specialist and general practitioners to follow up the continuous education and capacities development

Directorates associated with the program :

- 1- Financial and Administrative Affairs Directorate.
- 2- Technical Affairs Directorate.

Services provided by the program :

- 1- Developing training courses for intern physicians.
- 2- Developing training courses for medical specialists.
- 3- Providing e-services to facilitate exams registration process in the Council.
- 4- Conducting Jordan Board exams .
- 5- Conducting examinations of the Jordan Medical Council (Board).
- 6- Providing a database for medicine and dentistry doctors.
- 7- Accreditation of hospitals and training programs.
- 8- Developing the examination system in Jordan Medical Council.
- 9- Hold the graduation ceremony, workshops and medical conferences.
- 10- Covering the compensations of the scientific committees participating in examinations and training courses.

Staff working in the program :

The program is implemented through a functional staff in 2021 estimated with (25) staff, including (15) males and (10) females .

Key Performance Indicators for Program

Performance Measurement Indicator	Base Year	Value	Actual value	Target Value	Preliminary Self Evaluation	Target Value		
			2020	2021		2021	2022	2023
1 Number of physicians registered in the first year of training programs residency and fellowship	2016	833	1000	1200	1000	1100	1200	1300
2 Number of physicians applying for first part of exam	2016	1587	2350	2350	2200	2500	2600	2700
3 Number of physicians applying for second part exam	2016	1784	2441	2600	2500	2700	2800	2850
4 Percentage of successful physicians in the Board's examinations to total number of applicants	2016	%50	%43	%45	%50	%50	%55	%55
5 Number of non-Jordanian physicians applying for the Board's examination	2016	543	591	500	400	500	600	650

Appropriations Of Training and Rehabilitation Program as Per Activities and Projects.

(In JDs)

Activities and Projects	Actual	Estimated	Re-estimated	Estimated	Indicative	
	2020	2021	2021	2022	2023	2024
Current Expenditures	138,118	225,000	224,000	234,000	241,000	240,000
601 Development and rehabilitation	138,118	225,000	224,000	234,000	241,000	240,000
Capital Expenditures	0	0	0	0	0	0
Program / Treasury	0	0	0	0	0	0
Total Program	138,118	225,000	224,000	234,000	241,000	240,000

Chapter : 2703 Jordan Medical Council

(In JDs)

Current Activities Appropriations According to Program								
Prog.	Activites		Actual	Estimated	Re-estimated	Estimated	Indicative	Indicative
			2020	2021	2021	2022	2023	2024
6321	601	Administrative and support services	551199	630000	592000	645000	649000	655000
		Total of Program	551199	630000	592000	645000	649000	655000
6322	601	Development and rehabilitation	138118	225000	224000	234000	241000	240000
		Total of Program	138118	225000	224000	234000	241000	240000
		Total	689317	855000	816000	879000	890000	895000

Capital Projects Appropriations According to Program								
Prog.	Projects		Actual	Estimated	Re-estimated	Estimated	Indicative	Indicative
			2020	2021	2021	2022	2023	2024
6321	001	Sustaining and Operating the Council's Services Project	65881	0	0	0	0	0
		Total of Program	65881	0	0	0	0	0
		Total	65881	0	0	0	0	0

Overall Summary of Current Expenditures for the Years 2020 - 2024

Chapter: 2703 Jordan Medical Council

(In JDs)

Group	Item	Description	Actual 2020	Estimated 2021	Re-estimated 2021	Estimated 2022	Indicative 2023	Indicative 2024
21		Compensations of Employees						
2111		Salaries, Wages and Allowances						
	102	Unclassified Employees	81347	84000	82000	90000	90000	91000
	103	Comprehensive Contract Employees	37034	35000	31000	35000	36000	36000
	105	Personal Cost of Living Allowance	91530	88000	85000	90000	92000	94000
	106	Family Cost of Living Allowance	8750	10000	10000	10000	10000	10000
	110	Overtime Allowance	4586	10000	10000	10000	10000	10000
	111	Additional Allowance	64953	90000	82000	95000	96000	96000
	113	Transportation Allowance	7742	14000	11000	10000	11000	11000
	114	Transport Allowance	7374	9000	9000	8000	8000	9000
	116	Employees' Bonuses	82806	95000	95000	98000	98000	98000
	120	Contract Employees	47227	49000	43000	52000	53000	54000
Total			433349	484000	458000	498000	504000	509000
2121		Social Security Contributions						
	301	Social Security	47096	70000	58000	65000	66000	67000
Total			47096	70000	58000	65000	66000	67000
22		Use of Goods and Services						
2211		Use of Goods and Services						
	202	Telecommunications Services	937	5000	5000	5000	6000	6000
	203	Water	2317	4500	4500	4000	4000	4000
	204	Electricity	61978	38000	38000	24000	21000	21000
	205	Fuels	5406	6000	6000	5000	5000	5000
	206	Maintenance of Machines, furniture and accessories	1709	3000	3000	3000	3000	3000
	207	Maintenance of vehicles, equipment and accessories	3338	5000	5000	4000	4000	4000
	208	Repair and maintenance of buildings and accessories	897	3000	3000	3000	3000	3000
	209	Stationery, Publications and Office Supplies	6318	7000	7000	10000	10000	10000
	211	Cleaning services and supplies including cleaning contracts	22157	23000	23000	30000	30000	30000
	212	Insurance	1092	3000	3000	3000	3000	3000
	214	Goods and services expenses	17143	20000	19500	20000	21000	20000
Total			123292	117500	117000	111000	110000	109000
25		Subsidies						
2511		Subsidies to Public Corporations						
	304	Subsidies to non-financial public institution	15000	15000	15000	15000	15000	15000
Total			15000	15000	15000	15000	15000	15000
28		Other Expenditures						
2821		Other Current Expenditures						
	303	Scientific scholarships and training courses	1370	4000	4000	4000	5000	5000
	305	Non-Employees' Bonuses	69110	123500	123000	140000	140000	140000
	306	Refunds from previous years revenues	100	1000	1000	1000	0	0
Total			70580	128500	128000	145000	145000	145000
31		Non-financial Assets						
3112		Devices, Machinery and Equipment						
	402	Devices, Machinery and Equipment	0	40000	40000	45000	50000	50000
Total			0	40000	40000	45000	50000	50000
Total of Chapter			689317	855000	816000	879000	890000	895000

Current Expenditures According to Program and Activities for the Years 2020 - 2024

Chapter : 2703 - Jordan Medical Council

(In JDs)

Program : 6321 - Administration and Support Services								
Activity : 601 - Administrative and support services								
Group	Item	Description	Actual 2020	Estimated 2021	Re-estimated 2021	Estimated 2022	Indicative 2023	Indicative 2024
21		Compensations of Employees						
2111		Salaries, Wages and Allowances						
	102	Unclassified Employees	81347	84000	82000	90000	90000	91000
	103	Comprehensive Contract Employees	37034	35000	31000	35000	36000	36000
	105	Personal Cost of Living Allowance	91530	88000	85000	90000	92000	94000
	106	Family Cost of Living Allowance	8750	10000	10000	10000	10000	10000
	110	Overtime Allowance	4586	10000	10000	10000	10000	10000
	111	Additional Allowance	64953	90000	82000	95000	96000	96000
	113	Transportation Allowance	7742	14000	11000	10000	11000	11000
	114	Transport Allowance	7374	9000	9000	8000	8000	9000
	116	Employees' Bonuses	82806	95000	95000	98000	98000	98000
	120	Contract Employees	47227	49000	43000	52000	53000	54000
		Total	433349	484000	458000	498000	504000	509000
2121		Social Security Contributions						
	301	Social Security	47096	70000	58000	65000	66000	67000
		Total	47096	70000	58000	65000	66000	67000
22		Use of Goods and Services						
2211		Use of Goods and Services						
	202	Telecommunications Services	856	3000	3000	3000	3000	3000
	203	Water	1961	2000	2000	3000	3000	3000
	204	Electricity	20978	20000	20000	18000	15000	15000
	205	Fuels	2381	3000	3000	3000	3000	3000
	001	Heating	733	1000	1000	1000	1000	1000
	002	Saloon vehicles	1648	2000	2000	2000	2000	2000
	206	Maintenance of Machines, furniture and accessories	1390	2000	2000	2000	2000	2000
	207	Maintenance of vehicles, equipment and accessories	2499	3000	3000	3000	3000	3000
	208	Repair and maintenance of buildings and accessories	897	2000	2000	2000	2000	2000
	209	Stationery, Publications and Office Supplies	4993	4000	4000	5000	5000	5000
	211	Cleaning services and supplies including cleaning contracts	13484	13000	13000	18000	18000	18000
	212	Insurance	1092	2000	2000	2000	2000	2000
	214	Goods and services expenses	3753	2000	2000	3000	3000	3000
	001	Events and hospitality	2895	1000	1000	2000	2000	2000
	008	Advertisements and subscriptions	858	1000	1000	1000	1000	1000
		Total	54284	56000	56000	62000	59000	59000
25		Subsidies						
2511		Subsidies to Public Corporations						
	304	Subsidies to non-financial public institutions	15000	15000	15000	15000	15000	15000
	053	High Health Council	15000	15000	15000	15000	15000	15000
		Total	15000	15000	15000	15000	15000	15000
28		Other Expenditures						
2821		Other Current Expenditures						
	303	Scientific scholarships and training courses	1370	4000	4000	4000	5000	5000
	306	Refunds from previous years revenues	100	1000	1000	1000	0	0
		Total	1470	5000	5000	5000	5000	5000
		Total of Activity	551199	630000	592000	645000	649000	655000
		Total of Program	551199	630000	592000	645000	649000	655000

Current Expenditures According to Program and Activities for the Years 2020 - 2024

Chapter : 2703 - Jordan Medical Council

(In JDs)

Program : 6322 - Training and Rehabilitation								
Activity : 601 - Development and rehabilitation								
Group	Item	Description	Actual 2020	Estimated 2021	Re-estimated 2021	Estimated 2022	Indicative 2023	Indicative 2024
22		Use of Goods and Services						
2211		Use of Goods and Services						
	202	Telecommunications Services	81	2000	2000	2000	3000	3000
	203	Water	356	2500	2500	1000	1000	1000
	204	Electricity	41000	18000	18000	6000	6000	6000
	205	Fuels	3025	3000	3000	2000	2000	2000
		002 Saloon vehicles	3025	3000	3000	2000	2000	2000
	206	Maintenance of Machines, furniture and accessories	319	1000	1000	1000	1000	1000
	207	Maintenance of vehicles, equipment and accessories	839	2000	2000	1000	1000	1000
	208	Repair and maintenance of buildings and accessories	0	1000	1000	1000	1000	1000
	209	Stationery, Publications and Office Supplies	1325	3000	3000	5000	5000	5000
	211	Cleaning services and supplies including cleaning contracts	8673	10000	10000	12000	12000	12000
	212	Insurance	0	1000	1000	1000	1000	1000
	214	Goods and services expenses	13390	18000	17500	17000	18000	17000
		001 Events and hospitality	1150	5000	4500	4000	3000	2000
		013 Services, security and guarding contracts	12240	13000	13000	13000	15000	15000
		Total	69008	61500	61000	49000	51000	50000
28		Other Expenditures						
2821		Other Current Expenditures						
	305	Non-Employees' Bonuses	69110	123500	123000	140000	140000	140000
		Total	69110	123500	123000	140000	140000	140000
31		Non-financial Assets						
3112		Devices, Machinery and Equipment						
	402	Devices, Machinery and Equipment	0	40000	40000	45000	50000	50000
		001 Computers and accessories	0	10000	10000	10000	20000	20000
		003 Devices and office equipment	0	5000	5000	10000	15000	15000
		004 Software Licenses	0	10000	10000	15000	15000	15000
		005 Solar Cells	0	15000	15000	10000	0	0
		Total	0	40000	40000	45000	50000	50000
		Total of Activity	138118	225000	224000	234000	241000	240000
		Total of Program	138118	225000	224000	234000	241000	240000
		Total of Chapter	689317	855000	816000	879000	890000	895000

Overall Summary of Capital Expenditures for the Years 2020 - 2024

Chapter : 2703 Jordan Medical Council

(In JDs)

Group	Item	Description	Actual 2020	Estimated 2021	Re-estimated 2021	Estimated 2022	Indicative 2023	Indicative 2024
		Expenditures						
22		Use of Goods and Services						
2211		Use of Goods and Services						
	510	Buildings and facilities repair and maintenance	9928	0	0	0	0	0
	512	Operating and Sustaining Expenditures	8203	0	0	0	0	0
Total			18131	0	0	0	0	0
		Fixed Assets						
31		Non-financial Assets						
3112		Devices, Machinery and Equipment						
	505	Equipment, Machines and Devices	47750	0	0	0	0	0
Total			47750	0	0	0	0	0
Total of Chapter			65881	0	0	0	0	0

Capital Expenditures According to Program and Projects for the Years 2020 - 2024

Chapter : 2703 Jordan Medical Council

(In JDs)

Program		6321 Administration and Support Services						
Project		001 Sustaining and Operating the Council's Services Project						
Fund Source		102001 Capital (Treasury)						
Group	item	Description	Actual 2020	Estimated 2021	Re-estimated 2021	Estimated 2022	Indicative 2023	Indicative 2024
22		Use of Goods and Services						
2211		Use of Goods and Services						
	510	Buildings and facilities repair and maintenance						
	008	Buildings and facilities maintenance	9928	0	0	0	0	0
		Total of Item	9928	0	0	0	0	0
	512	Operating and Sustaining Expenditures						
	015	Operating systems and software	4773	0	0	0	0	0
	032	Conferences, celebrations and workshops	3430	0	0	0	0	0
		Total of Item	8203	0	0	0	0	0
31		Non-financial Assets						
3112		Devices, Machinery and Equipment						
	505	Equipment, Machines and Devices						
	001	Computers and accessories	3405	0	0	0	0	0
	068	Solar cells generating the electric energy	44345	0	0	0	0	0
		Total of Item	47750	0	0	0	0	0
		Total of Project / Treasury	65881	0	0	0	0	0
		Total of Program	65881	0	0	0	0	0
		Total of Chapter	65881	0	0	0	0	0