

## **Defense and Security Sector**

**Key differences between the estimated appropriations for 2026 and the re-estimation for 2025 of the sector :**

**Current expenditure :**

- The increase in the sector's current expenditure amounted approximately (120) million JDs, most notably concentrated in the following:-
- Allocations for the compensation of employees group increased by approximately (102) million JDs in order to cover the cost of the natural increase in salaries, vacancies, and new jobs, in addition to military recruitment needs.
- Allocations of the goods and services group increased by about (12) million JDs, as the increase was concentrated in several items within operational expenses. .
- Other expenditure allocations increased by (5) million JDs.

**Capital expenditure :**

- Capital expenditures increased by (25.688) million JDs in the defense and security sector, where the increase was concentrated in the following most prominent projects:
- Flag Service Project at the Ministry of Defense.
- Project to establish the new Zarqa Military Hospital in the Royal Medical Services.
- Smart licensing project at the Ministry of Interior / Public Security.

## Defense and Security Sector

Chapter		Actual	Estimated	Re-estimated	Estimated	Difference between estimated 2026 and re- estimated 2025	Indicative	Indicative
		2024	2025	2025	2026		2027	2028
0801 Ministry of Defence	Current	1,356,691,152	1,380,600,000	1,380,600,000	1,430,600,000	50,000,000	1,462,500,000	1,499,000,000
	Capital	116,054,000	116,934,000	116,934,000	127,740,000	10,806,000	130,810,000	134,635,000
	Total	1,472,745,152	1,497,534,000	1,497,534,000	1,558,340,000	60,806,000	1,593,310,000	1,633,635,000
0802 Royal Medical Services	Current	270,755,799	278,150,000	278,150,000	303,700,000	25,550,000	321,700,000	339,700,000
	Capital	73,025,000	73,025,000	73,025,000	78,500,000	5,475,000	81,500,000	85,000,000
	Total	343,780,799	351,175,000	351,175,000	382,200,000	31,025,000	403,200,000	424,700,000
0901 Jordan Royal Geographical Center	Current	2,230,678	2,753,000	2,382,000	2,856,000	474,000	2,893,000	2,930,000
	Capital	261,756	750,000	445,000	450,000	5,000	525,000	525,000
	Total	2,492,434	3,503,000	2,827,000	3,306,000	479,000	3,418,000	3,455,000
1001 Ministry of Interior	Current	19,806,014	21,309,000	20,545,000	21,303,000	758,000	21,521,000	21,743,000
	Capital	3,524,515	9,276,000	8,301,000	10,482,000	2,181,000	7,125,000	6,637,000
	Total	23,330,529	30,585,000	28,846,000	31,785,000	2,939,000	28,646,000	28,380,000
1002 Ministry of Interior/Civil Status and Passports Department	Current	11,354,307	13,838,000	13,088,000	14,397,000	1,309,000	14,663,000	14,836,000
	Capital	4,851,912	4,359,000	4,100,000	5,011,000	911,000	4,680,000	4,700,000
	Total	16,206,219	18,197,000	17,188,000	19,408,000	2,220,000	19,343,000	19,536,000
1003 Ministry of Interior/Public Security Directorate	Current	1,483,631,046	1,519,000,000	1,519,000,000	1,561,000,000	42,000,000	1,613,000,000	1,668,000,000
	Capital	64,575,000	64,915,000	64,915,000	71,225,000	6,310,000	74,720,000	78,595,000
	Total	1,548,206,046	1,583,915,000	1,583,915,000	1,632,225,000	48,310,000	1,687,720,000	1,746,595,000
Total of sector / Current		3,144,468,996	3,215,650,000	3,213,765,000	3,333,856,000	120,091,000	3,436,277,000	3,546,209,000
Total of sector / Capital		262,292,183	269,259,000	267,720,000	293,408,000	25,688,000	299,360,000	310,092,000
Total of sector		3,406,761,179	3,484,909,000	3,481,485,000	3,627,264,000	145,779,000	3,735,637,000	3,856,301,000

## Chapter : 0801 Ministry of Defence

**Creation :** The roots of the Jordanian Armed Forces/ Arab Army date back to early 1921, as its nucleus was formed from the Great Arab Revolt men who accompanied Prince Abdullah Bin Al-Hussein from Hejaz to liberate the Levant. On 10/11/1923, Prince Abdullah called this nucleus the Arab Army. On 2/2/1927, the first law of the Arab Army, called (Arab Army Law for 1927), was issued. In 1956, the Arab Army was Arabized under the leadership of the late King Hussein Bin Talal. The main role of the Armed Forces/ Arab Army is defending the sovereignty of the Hashemite Kingdom of Jordan against all threats. The Arab Army performs national, regional and international roles in addition to its main task which impose upon it huge challenges and responsibilities.

**Vision :** Developing the Armed Forces to become a flexible modern force capable of facing the current and future challenges within the available capabilities.

**Mission :** Defending the Hashemite Kingdom of Jordan, and safeguarding its supremacy, security and stability, against any internal or external threat.

**Legal Framework :** Jordan Armed Forces Law No. (3) for the year 2007.

## Chapter : 0801 Ministry of Defence

( In JDs )

Current Activities Appropriations According to Program								
Prog.	Activites		Actual	Estimated	Re-estimated	Estimated	Indicative	Indicative
			2024	2025	2025	2026	2027	2028
1101	601	Military Defence	1222891152	1242800000	1242800000	1287800000	1319700000	1356200000
	602	The Royal Mukarramah	70500000	70500000	70500000	75500000	75500000	75500000
	Total of Program		1293391152	1313300000	1313300000	1363300000	1395200000	1431700000
1105	601	Special communications	11500000	11500000	11500000	11500000	11500000	11500000
	Total of Program		11500000	11500000	11500000	11500000	11500000	11500000
1110	601	Education and culture	19000000	19000000	19000000	19000000	19000000	19000000
	Total of Program		19000000	19000000	19000000	19000000	19000000	19000000
1115	601	Design and development	10800000	10800000	10800000	10800000	10800000	10800000
	Total of Program		10800000	10800000	10800000	10800000	10800000	10800000
1120	601	Security and special protection	12000000	16000000	16000000	16000000	16000000	16000000
	Total of Program		12000000	16000000	16000000	16000000	16000000	16000000
1125	601	Maintaining Royal Squadron Aircrafts	10000000	10000000	10000000	10000000	10000000	10000000
	Total of Program		10000000	10000000	10000000	10000000	10000000	10000000
Total			1356691152	1380600000	1380600000	1430600000	1462500000	1499000000

Capital Projects Appropriations According to Program								
Prog.	Projects		Actual	Estimated	Re-estimated	Estimated	Indicative	Indicative
			2024	2025	2025	2026	2027	2028
1101	001	Military Academy	8500000	0	0	2000000	2500000	3000000
	003	Machinery development and modernization	37000000	36000000	36000000	36000000	36000000	36000000
	007	Modernizing the systems, equipment and machines	29000000	35000000	35000000	34500000	36500000	39000000
	009	The National Company for Employment and Training.	5000000	4500000	4500000	4500000	4500000	4500000
	010	Modernize and develop the buildings	31000000	27000000	27000000	28000000	28500000	29000000
	012	Modernization and development of the defence system.	0	12554000	12554000	13000000	13000000	13000000
	013	Renewable energy	0	1000000	1000000	1000000	1000000	1500000
	014	Military service project	0	0	0	8000000	8000000	8000000
	702	National Employment and Training Company in Ma'an governorate	30000	0	0	0	0	0
	703	Supporting the programs of the National Employment and Training Organization in Aqaba governorate	95000	95000	95000	50000	50000	0
	704	The projects of the National Company for Employment and Training in Mafraq governorate.	92000	275000	275000	91000	0	0
	705	Construction, development and maintenance of buildings and facilities in Jerash governorate	85000	0	0	0	0	0
	707	The National Company for Employment and Training in Karak governorate	400000	0	0	90000	90000	110000
	708	The National Company for Employment and Training in Tafila governorate	95000	300000	300000	100000	150000	175000
	709	The projects of the National Company for Employment and Training in Ajloun Governorate	210000	0	0	0	0	0
Total of Program			111607000	116724000	116724000	127331000	130290000	134285000
1105	001	(TETRA-LTE) Participatory Communication System	4447000	0	0	0	0	0
	Total of Program		4447000	0	0	0	0	0
1110	701	The projects of the National Company for Employment and Training in Irbid Governorate.	0	70000	70000	40000	30000	0
	702	The projects of the National Company for Employment and Training in Jerash Governorate.	0	50000	50000	70000	80000	80000
	704	The National Company for Employment and Training in Madaba Governorate.	0	60000	60000	0	0	0
	705	Maintaining, equipping and furnishing buildings and facilities in Aqaba governorate.	0	30000	30000	30000	60000	0
	706	The projects of the National Company for Employment and Training in the Capital Governorate	0	0	0	100000	250000	230000
	707	The projects of the National Company for Employment and Training in Zarqa governorate	0	0	0	169000	100000	40000
	Total of Program			0	210000	210000	409000	520000
Total			116054000	116934000	116934000	127740000	130810000	134635000

**Overall Summary of Expenditures for Chapter 0801- Ministry of Defence  
for the Years 2024 - 2028**

( In JDs )

Description	Actual	Estimated	Re-estimated	Estimated	Difference between estimated 2026 and re- estimated 2025	Indicative	
	2024	2025	2025	2026		2027	2028
Current Expenditure	1,356,691,152	1,380,600,000	1,380,600,000	1,430,600,000	50,000,000	1,462,500,000	1,499,000,000
Capital Expenditure	116,054,000	116,934,000	116,934,000	127,740,000	10,806,000	130,810,000	134,635,000
<b>Total current and capital expenditure</b>	<b>1,472,745,152</b>	<b>1,497,534,000</b>	<b>1,497,534,000</b>	<b>1,558,340,000</b>	<b>60,806,000</b>	<b>1,593,310,000</b>	<b>1,633,635,000</b>

**Most notable differences between estimated appropriations for 2026 and re-estimated for 2025**

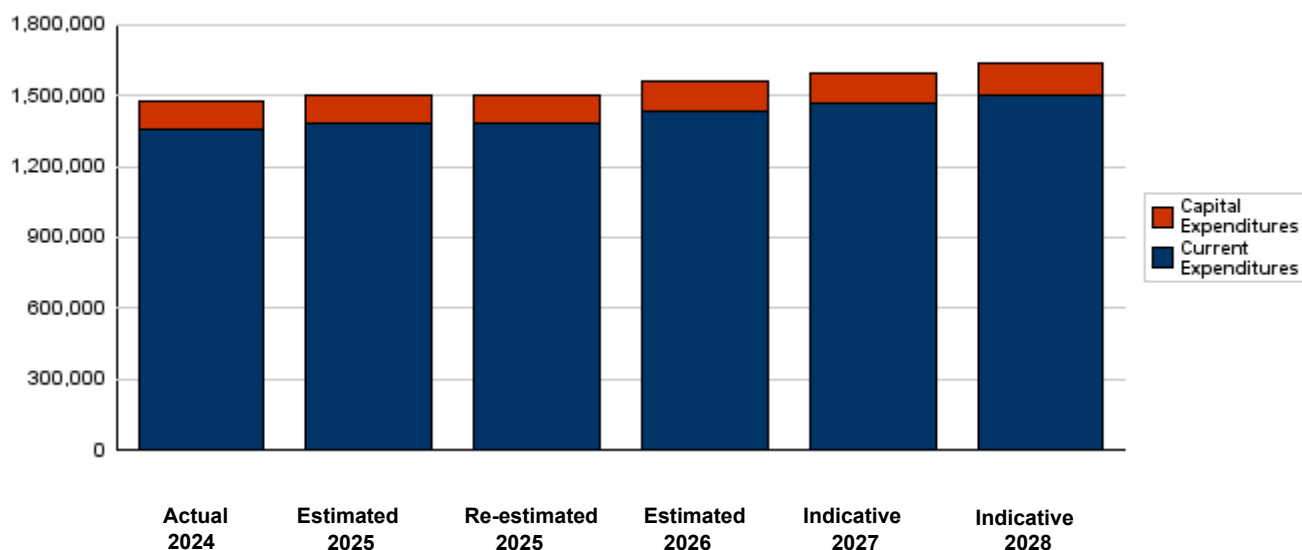
**Current expenditure :**

- Compensation of employees group increased by (45) million JDs for the year 2026 higher than its re-estimated level in 2025, as a result of the natural growth of the salary item and military recruitment costs.
- Other expenditures: other expenditures increased by (5) million JDs for the year 2026 higher than its re-estimated level in 2025, as the increase was concentrated in the item of scientific missions and training courses.

**Capital expenditure :**

- Capital expenditures increased by (10.946) million JDs for the year 2026 higher than their re-estimated level in 2025 due to the creation of a number of capital projects for the Ministry, the most prominent of which is the Military Service Project.
- The governorate allocations (decentralization) that were approved by the governorate councils for the year 2026 decreased by (140) thousand JDs from their re-estimated level in 2025.

( Thousands of JDs )      Graph of the current and capital expenditures for the years 2024 - 2028



## Overall Summary of Current Expenditures for the Years 2024 - 2028

Chapter : 0801 Ministry of Defence

( In JDs )

Group	Item	Description	Actual 2024	Estimated 2025	Re-estimated 2025	Estimated 2026	Indicative 2027	Indicative 2028
21		Compensations of Employees						
2111		Salaries, Wages and Allowances						
	008	Salaries, wages, allowances and other expen	1286191152	1310100000	1310100000	1355100000	1387000000	1423500000
		Total	1286191152	1310100000	1310100000	1355100000	1387000000	1423500000
25		Subsidies						
2511		Subsidies to Public Corporations						
	304	Subsidies to non-financial public institution	500000	500000	500000	500000	500000	500000
		Total	500000	500000	500000	500000	500000	500000
28		Other Expenditures						
2821		Other Current Expenditures						
	303	Scientific scholarships and training courses	70000000	70000000	70000000	75000000	75000000	75000000
		Total	70000000	70000000	70000000	75000000	75000000	75000000
		Total of Chapter	1356691152	1380600000	1380600000	1430600000	1462500000	1499000000

# Overall Summary of Capital Expenditures for the Years 2024 - 2028

Chapter : 0801 Ministry of Defence

( In JDs )

Group	Item	Description	Actual 2024	Estimated 2025	Re-estimated 2025	Estimated 2026	Indicative 2027	Indicative 2028
		<b>Expenditures</b>						
22		Use of Goods and Services						
2211		Use of Goods and Services						
	510	Buildings and facilities repair and maintenance	0	1600000	1600000	3090000	3480000	3850000
	512	Operating and Sustaining Expenditures	217000	480000	480000	8050000	8180000	8110000
		<b>Total</b>	<b>217000</b>	<b>2080000</b>	<b>2080000</b>	<b>11140000</b>	<b>11660000</b>	<b>11960000</b>
25		<b>Subsidies</b>						
2511		Subsidies to Public Corporations						
	520	Subsidies to non-financial public corporations/capital	5000000	4500000	4500000	4500000	4500000	4500000
		<b>Total</b>	<b>5000000</b>	<b>4500000</b>	<b>4500000</b>	<b>4500000</b>	<b>4500000</b>	<b>4500000</b>
28		<b>Other Expenditures</b>						
2822		Other Capital Expenditures						
	504	Studies, Research and Consultations	210000	0	0	0	0	0
		<b>Total</b>	<b>210000</b>	<b>0</b>	<b>0</b>	<b>0</b>	<b>0</b>	<b>0</b>
		<b>Fixed Assets</b>						
31		<b>Non-financial Assets</b>						
3111		Buildings and Constructions						
	508	Works and Constructions	38627000	20800000	20800000	21600000	21650000	21675000
		<b>Total</b>	<b>38627000</b>	<b>20800000</b>	<b>20800000</b>	<b>21600000</b>	<b>21650000</b>	<b>21675000</b>
3112		Devices, Machinery and Equipment						
	505	Equipment, Machines and Devices	29000000	48554000	48554000	48500000	50500000	53500000
	506	Vehicles and Equipment	10000000	9000000	9000000	9000000	9000000	9000000
		<b>Total</b>	<b>39000000</b>	<b>57554000</b>	<b>57554000</b>	<b>57500000</b>	<b>59500000</b>	<b>62500000</b>
3122		Inventories						
	503	Materials and supplies	27000000	27000000	27000000	27000000	27000000	27000000
		<b>Total</b>	<b>27000000</b>	<b>27000000</b>	<b>27000000</b>	<b>27000000</b>	<b>27000000</b>	<b>27000000</b>
3141		Lands						
	507	Lands	6000000	5000000	5000000	6000000	6500000	7000000
		<b>Total</b>	<b>6000000</b>	<b>5000000</b>	<b>5000000</b>	<b>6000000</b>	<b>6500000</b>	<b>7000000</b>
		<b>Total of Chapter</b>	<b>116054000</b>	<b>116934000</b>	<b>116934000</b>	<b>127740000</b>	<b>130810000</b>	<b>134635000</b>

**Appropriations directed for females and child according to chapter : 0801 Ministry of Defence**

( In JDs )

<b>Description</b>	<b>2024</b>	<b>2025</b>	<b>2026</b>	<b>2027</b>	<b>2028</b>
<b>Females</b>	<b>0</b>	<b>0</b>	<b>0</b>	<b>0</b>	<b>0</b>
<b>Child</b>	<b>0</b>	<b>0</b>	<b>0</b>	<b>0</b>	<b>0</b>
<b>Appropriations distributed according to population index</b>					
<b>Females</b>	<b>692,190,221</b>	<b>703,840,980</b>	<b>732,419,800</b>	<b>748,855,700</b>	<b>767,808,450</b>
<b>Child</b>	<b>530,188,255</b>	<b>539,112,240</b>	<b>561,002,400</b>	<b>573,591,600</b>	<b>588,108,600</b>
<b>Total appropriations directed for females</b>	<b>692,190,221</b>	<b>703,840,980</b>	<b>732,419,800</b>	<b>748,855,700</b>	<b>767,808,450</b>
<b>Total appropriations directed for Child</b>	<b>530,188,255</b>	<b>539,112,240</b>	<b>561,002,400</b>	<b>573,591,600</b>	<b>588,108,600</b>

Chapter 0801 - Ministry of Defence

**1101 Program Jordanian Armed Forces**

Appropriations directed for females and child

(In JDs)

Description	2024	2025	2026	2027	2028
Females	0	0	0	0	0
Child	0	0	0	0	0
Appropriations directed according to population index					
Females	660,349,131	672,111,280	700,596,570	716,980,300	736,012,950
Child	505,799,335	514,808,640	536,627,160	549,176,400	563,754,600
Total appropriations directed for females	660,349,131	672,111,280	700,596,570	716,980,300	736,012,950
Total appropriations directed for Child	505,799,335	514,808,640	536,627,160	549,176,400	563,754,600

**Appropriations 1101 Program Jordanian Armed Forces Per Activities and Projects**

(In JDs)

Activities and Projects	Actual 2024	Estimated 2025	Re-estimated 2025	Estimated 2026	Indicative 2027	Indicative 2028
<b>Current Expenditures</b>	<b>1,293,391,152</b>	<b>1,313,300,000</b>	<b>1,313,300,000</b>	<b>1,363,300,000</b>	<b>1,395,200,000</b>	<b>1,431,700,000</b>
601 Military Defence	1,222,891,152	1,242,800,000	1,242,800,000	1,287,800,000	1,319,700,000	1,356,200,000
602 The Royal Mukarramah	70,500,000	70,500,000	70,500,000	75,500,000	75,500,000	75,500,000
<b>Capital Expenditures</b>	<b>111,607,000</b>	<b>116,724,000</b>	<b>116,724,000</b>	<b>127,331,000</b>	<b>130,290,000</b>	<b>134,285,000</b>
001 Military Academy	8,500,000	0	0	2,000,000	2,500,000	3,000,000
003 Machinery development and modernization	37,000,000	36,000,000	36,000,000	36,000,000	36,000,000	36,000,000
007 Modernizing the systems, equipment and machines	29,000,000	35,000,000	35,000,000	34,500,000	36,500,000	39,000,000
009 The National Company for Employment and Training.	5,000,000	4,500,000	4,500,000	4,500,000	4,500,000	4,500,000
010 Modernize and develop the buildings	31,000,000	27,000,000	27,000,000	28,000,000	28,500,000	29,000,000
012 Modernization and development of the defence system.	0	12,554,000	12,554,000	13,000,000	13,000,000	13,000,000
013 Renewable energy	0	1,000,000	1,000,000	1,000,000	1,000,000	1,500,000
014 Military service project	0	0	0	8,000,000	8,000,000	8,000,000
702 National Employment and Training Company in Ma'an governorate	30,000	0	0	0	0	0
703 Supporting the programs of the National Employment and Training Organization in Aqaba governorate	95,000	95,000	95,000	50,000	50,000	0
704 The projects of the National Company for Employment and Training in Mafraq governorate.	92,000	275,000	275,000	91,000	0	0
705 Construction, development and maintenance of buildings and facilities in Jerash governorate	85,000	0	0	0	0	0
707 The National Company for Employment and Training in Karak governorate	400,000	0	0	90,000	90,000	110,000
708 The National Company for Employment and Training in Tafila governorate	195,000	300,000	300,000	100,000	150,000	175,000
709 The projects of the National Company for Employment and Training in Ajloun Governorate	210,000	0	0	0	0	0
<b>Program / Treasury</b>	<b>111,607,000</b>	<b>116,724,000</b>	<b>116,724,000</b>	<b>127,331,000</b>	<b>130,290,000</b>	<b>134,285,000</b>
<b>Total Program</b>	<b>1,404,998,152</b>	<b>1,430,024,000</b>	<b>1,430,024,000</b>	<b>1,490,631,000</b>	<b>1,525,490,000</b>	<b>1,565,985,000</b>

**Current Expenditures According to Program and Activities for the Years 2024 - 2028**

Chapter : 0801 - Ministry of Defence

(In JDs)

Program : 1101 - Jordanian Armed Forces								
Activity : 601 - Military Defence								
Group	Item	Description	Actual 2024	Estimated 2025	Re-estimated 2025	Estimated 2026	Indicative 2027	Indicative 2028
<b>21</b>		<b>Compensations of Employees</b>						
<b>2111</b>		Salaries, Wages and Allowances						
	<b>008</b>	<b>Salaries, wages, allowances and other expenditures and contingencies</b>	<b>1222891152</b>	<b>1242800000</b>	<b>1242800000</b>	<b>1287800000</b>	<b>1319700000</b>	<b>1356200000</b>
	000	Salaries, wages, allowances and other expenditures and contingencies	1196200000	1242800000	1242800000	1287800000	1319700000	1356200000
	001	Social Security Fixing Fund	26691152	0	0	0	0	0
<b>Total</b>			<b>1222891152</b>	<b>1242800000</b>	<b>1242800000</b>	<b>1287800000</b>	<b>1319700000</b>	<b>1356200000</b>
<b>Total of Activity</b>			<b>1222891152</b>	<b>1242800000</b>	<b>1242800000</b>	<b>1287800000</b>	<b>1319700000</b>	<b>1356200000</b>
Activity : 602 - The Royal Mukarramah								
Group	Item	Description	Actual 2024	Estimated 2025	Re-estimated 2025	Estimated 2026	Indicative 2027	Indicative 2028
<b>25</b>		<b>Subsidies</b>						
<b>2511</b>		Subsidies to Public Corporations						
	<b>304</b>	<b>Subsidies to non-financial public institutions</b>	<b>500000</b>	<b>500000</b>	<b>500000</b>	<b>500000</b>	<b>500000</b>	<b>500000</b>
	112	The Hashemite Committee for Disabled Soldiers	500000	500000	500000	500000	500000	500000
<b>Total</b>			<b>500000</b>	<b>500000</b>	<b>500000</b>	<b>500000</b>	<b>500000</b>	<b>500000</b>
<b>28</b>		<b>Other Expenditures</b>						
<b>2821</b>		Other Current Expenditures						
	<b>303</b>	<b>Scientific scholarships and training courses</b>	<b>70000000</b>	<b>70000000</b>	<b>70000000</b>	<b>75000000</b>	<b>75000000</b>	<b>75000000</b>
	001	Royal Decree to the children of military personnel	61000000	61000000	61000000	66000000	66000000	66000000
	002	Mu'ta University Scholarship Students' Fees / Military Section	9000000	9000000	9000000	9000000	9000000	9000000
<b>Total</b>			<b>70000000</b>	<b>70000000</b>	<b>70000000</b>	<b>75000000</b>	<b>75000000</b>	<b>75000000</b>
<b>Total of Activity</b>			<b>70500000</b>	<b>70500000</b>	<b>70500000</b>	<b>75500000</b>	<b>75500000</b>	<b>75500000</b>
<b>Total of Program</b>			<b>1293391152</b>	<b>1313300000</b>	<b>1313300000</b>	<b>1363300000</b>	<b>1395200000</b>	<b>1431700000</b>

# Capital Expenditures According to Program and Projects for the Years 2024 - 2028

Chapter : 0801 Ministry of Defence

( In JDs )

<b>Program</b> 1101 Jordanian Armed Forces								
<b>Project</b> 001 Military Academy								
<b>Fund Source</b> 102001 Capital (Treasury)								
Group	item	Description	Actual 2024	Estimated 2025	Re-estimated 2025	Estimated 2026	Indicative 2027	Indicative 2028
<b>31</b>		<b>Non-financial Assets</b>						
<b>3111</b>		Buildings and Constructions						
	508	Works and Constructions						
	038	Establishing the Military Academy	8500000	0	0	1000000	1000000	1000000
		<b>Total of Item</b>	<b>8500000</b>	<b>0</b>	<b>0</b>	<b>1000000</b>	<b>1000000</b>	<b>1000000</b>
<b>3141</b>		Lands						
	507	Lands						
	001	Lands expropriation and purchase	0	0	0	1000000	1500000	2000000
		<b>Total of Item</b>	<b>0</b>	<b>0</b>	<b>0</b>	<b>1000000</b>	<b>1500000</b>	<b>2000000</b>
		<b>Total of Project / Treasury</b>	<b>8500000</b>	<b>0</b>	<b>0</b>	<b>2000000</b>	<b>2500000</b>	<b>3000000</b>
<b>Project</b> 003 Machinery development and modernization								
<b>Fund Source</b> 102001 Capital (Treasury)								
Group	item	Description	Actual 2024	Estimated 2025	Re-estimated 2025	Estimated 2026	Indicative 2027	Indicative 2028
<b>31</b>		<b>Non-financial Assets</b>						
<b>3112</b>		Devices, Machinery and Equipment						
	506	Vehicles and Equipment						
	014	Heavy equipment	10000000	9000000	9000000	9000000	9000000	9000000
		<b>Total of Item</b>	<b>10000000</b>	<b>9000000</b>	<b>9000000</b>	<b>9000000</b>	<b>9000000</b>	<b>9000000</b>
<b>3122</b>		Inventories						
	503	Materials and supplies						
	019	Spare parts supplies	27000000	27000000	27000000	27000000	27000000	27000000
		<b>Total of Item</b>	<b>27000000</b>	<b>27000000</b>	<b>27000000</b>	<b>27000000</b>	<b>27000000</b>	<b>27000000</b>
		<b>Total of Project / Treasury</b>	<b>37000000</b>	<b>36000000</b>	<b>36000000</b>	<b>36000000</b>	<b>36000000</b>	<b>36000000</b>
<b>Project</b> 007 Modernizing the systems, equipment and machines								
<b>Fund Source</b> 102001 Capital (Treasury)								
Group	item	Description	Actual 2024	Estimated 2025	Re-estimated 2025	Estimated 2026	Indicative 2027	Indicative 2028
<b>31</b>		<b>Non-financial Assets</b>						
<b>3112</b>		Devices, Machinery and Equipment						
	505	Equipment, Machines and Devices						
	063	Security and military equipment	29000000	35000000	35000000	34500000	36500000	39000000
		<b>Total of Item</b>	<b>29000000</b>	<b>35000000</b>	<b>35000000</b>	<b>34500000</b>	<b>36500000</b>	<b>39000000</b>
		<b>Total of Project / Treasury</b>	<b>29000000</b>	<b>35000000</b>	<b>35000000</b>	<b>34500000</b>	<b>36500000</b>	<b>39000000</b>
<b>Project</b> 009 The National Company for Employment and Training.								
<b>Fund Source</b> 102001 Capital (Treasury)								
Group	item	Description	Actual 2024	Estimated 2025	Re-estimated 2025	Estimated 2026	Indicative 2027	Indicative 2028
<b>25</b>		<b>Subsidies</b>						
<b>2511</b>		Subsidies to Public Corporations						
	520	Subsidies to non-financial public corporations/capital						
	036	National Company for Employment and Training (NET)	5000000	4500000	4500000	4500000	4500000	4500000
		<b>Total of Item</b>	<b>5000000</b>	<b>4500000</b>	<b>4500000</b>	<b>4500000</b>	<b>4500000</b>	<b>4500000</b>
		<b>Total of Project / Treasury</b>	<b>5000000</b>	<b>4500000</b>	<b>4500000</b>	<b>4500000</b>	<b>4500000</b>	<b>4500000</b>

# Capital Expenditures According to Program and Projects for the Years 2024 - 2028

Chapter : 0801 Ministry of Defence

( In JDs )

<b>Program</b>		1101 Jordanian Armed Forces						
<b>Project</b>		010 Modernize and develop the buildings						
<b>Fund Source</b>		102001 Capital (Treasury)						
Group	item	Description	Actual 2024	Estimated 2025	Re-estimated 2025	Estimated 2026	Indicative 2027	Indicative 2028
22		Use of Goods and Services						
2211		Use of Goods and Services						
	510	Buildings and facilities repair and maintenance						
	008	Buildings and facilities maintenance	0	1500000	1500000	2500000	3000000	3500000
		<b>Total of Item</b>	0	1500000	1500000	2500000	3000000	3500000
31		Non-financial Assets						
3111		Buildings and Constructions						
	508	Works and Constructions						
	013	Construction of buildings	12500000	10250000	10250000	10250000	10250000	10250000
	014	Buildings additions	12500000	10250000	10250000	10250000	10250000	10250000
		<b>Total of Item</b>	25000000	20500000	20500000	20500000	20500000	20500000
3141		Lands						
	507	Lands						
	001	Lands expropriation and purchase	6000000	5000000	5000000	5000000	5000000	5000000
		<b>Total of Item</b>	6000000	5000000	5000000	5000000	5000000	5000000
		<b>Total of Project / Treasury</b>	31000000	27000000	27000000	28000000	28500000	29000000
<b>Project</b>		012 Modernization and development of the defence system.						
<b>Fund Source</b>		102001 Capital (Treasury)						
Group	item	Description	Actual 2024	Estimated 2025	Re-estimated 2025	Estimated 2026	Indicative 2027	Indicative 2028
31		Non-financial Assets						
3112		Devices, Machinery and Equipment						
	505	Equipment, Machines and Devices						
	080	Defense electronic systems	0	12554000	12554000	13000000	13000000	13000000
		<b>Total of Item</b>	0	12554000	12554000	13000000	13000000	13000000
		<b>Total of Project / Treasury</b>	0	12554000	12554000	13000000	13000000	13000000
<b>Project</b>		013 Renewable energy						
<b>Fund Source</b>		102001 Capital (Treasury)						
Group	item	Description	Actual 2024	Estimated 2025	Re-estimated 2025	Estimated 2026	Indicative 2027	Indicative 2028
31		Non-financial Assets						
3112		Devices, Machinery and Equipment						
	505	Equipment, Machines and Devices						
	068	Solar cells generating the electric energy	0	1000000	1000000	1000000	1000000	1500000
		<b>Total of Item</b>	0	1000000	1000000	1000000	1000000	1500000
		<b>Total of Project / Treasury</b>	0	1000000	1000000	1000000	1000000	1500000
<b>Project</b>		014 Military service project						
<b>Fund Source</b>		102001 Capital (Treasury)						
Group	item	Description	Actual 2024	Estimated 2025	Re-estimated 2025	Estimated 2026	Indicative 2027	Indicative 2028
22		Use of Goods and Services						
2211		Use of Goods and Services						
	512	Operating and Sustaining Expenditures						
	008	Qualification and training expenses	0	0	0	8000000	8000000	8000000
		<b>Total of Item</b>	0	0	0	8000000	8000000	8000000
		<b>Total of Project / Treasury</b>	0	0	0	8000000	8000000	8000000

# Capital Expenditures According to Program and Projects for the Years 2024 - 2028

Chapter : 0801 Ministry of Defence

( In JDs )

<b>Program</b>		1101 Jordanian Armed Forces						
<b>Project</b>		702 National Employment and Training Company in Ma'an governorate						
<b>Fund Source</b>		102001 Capital (Treasury)						
Group	item	Description	Actual 2024	Estimated 2025	Re-estimated 2025	Estimated 2026	Indicative 2027	Indicative 2028
22		Use of Goods and Services						
2211		Use of Goods and Services						
	512	Operating and Sustaining Expenditures						
	008	Qualification and training expenses	30000	0	0	0	0	0
<b>Total of Item</b>			30000	0	0	0	0	0
<b>Total of Project / Treasury</b>			30000	0	0	0	0	0
<b>Project</b>		703 Supporting the programs of the National Employment and Training Organization in Aqaba governorate						
<b>Fund Source</b>		102001 Capital (Treasury)						
Group	item	Description	Actual 2024	Estimated 2025	Re-estimated 2025	Estimated 2026	Indicative 2027	Indicative 2028
22		Use of Goods and Services						
2211		Use of Goods and Services						
	512	Operating and Sustaining Expenditures						
	008	Qualification and training expenses	95000	95000	95000	50000	50000	0
<b>Total of Item</b>			95000	95000	95000	50000	50000	0
<b>Total of Project / Treasury</b>			95000	95000	95000	50000	50000	0
<b>Project</b>		704 The projects of the National Company for Employment and Training in Mafraq governorate.						
<b>Fund Source</b>		102001 Capital (Treasury)						
Group	item	Description	Actual 2024	Estimated 2025	Re-estimated 2025	Estimated 2026	Indicative 2027	Indicative 2028
22		Use of Goods and Services						
2211		Use of Goods and Services						
	510	Buildings and facilities repair and maintenance						
	009	Buildings repair and renovation	0	0	0	91000	0	0
<b>Total of Item</b>			0	0	0	91000	0	0
	512	Operating and Sustaining Expenditures						
	008	Qualification and training expenses	92000	275000	275000	0	0	0
<b>Total of Item</b>			92000	275000	275000	0	0	0
<b>Total of Project / Treasury</b>			92000	275000	275000	91000	0	0
<b>Project</b>		705 Construction, development and maintenance of buildings and facilities in Jerash governorate						
<b>Fund Source</b>		102001 Capital (Treasury)						
Group	item	Description	Actual 2024	Estimated 2025	Re-estimated 2025	Estimated 2026	Indicative 2027	Indicative 2028
28		Other Expenditures						
2822		Other Capital Expenditures						
	504	Studies, Research and Consultations						
	017	Construction studies	15000	0	0	0	0	0
<b>Total of Item</b>			15000	0	0	0	0	0
31		Non-financial Assets						
3111		Buildings and Constructions						
	508	Works and Constructions						
	013	Construction of buildings	70000	0	0	0	0	0
<b>Total of Item</b>			70000	0	0	0	0	0
<b>Total of Project / Treasury</b>			85000	0	0	0	0	0

# Capital Expenditures According to Program and Projects for the Years 2024 - 2028

Chapter : 0801 Ministry of Defence

( In JDs )

Program 1101 Jordanian Armed Forces								
Project 707 The National Company for Employment and Training in Karak governorate								
Fund Source 102001 Capital (Treasury)								
Group	item	Description	Actual 2024	Estimated 2025	Re-estimated 2025	Estimated 2026	Indicative 2027	Indicative 2028
22		Use of Goods and Services						
2211		Use of Goods and Services						
	510	Buildings and facilities repair and maintenance						
	009	Buildings repair and renovation	0	0	0	90000	90000	110000
		Total of Item	0	0	0	90000	90000	110000
31		Non-financial Assets						
3111		Buildings and Constructions						
	508	Works and Constructions						
	013	Construction of buildings	400000	0	0	0	0	0
		Total of Item	400000	0	0	0	0	0
		Total of Project / Treasury	400000	0	0	90000	90000	110000
Project 708 The National Company for Employment and Training in Tafila governorate								
Fund Source 102001 Capital (Treasury)								
Group	item	Description	Actual 2024	Estimated 2025	Re-estimated 2025	Estimated 2026	Indicative 2027	Indicative 2028
28		Other Expenditures						
2822		Other Capital Expenditures						
	504	Studies, Research and Consultations						
	017	Construction studies	195000	0	0	0	0	0
		Total of Item	195000	0	0	0	0	0
31		Non-financial Assets						
3111		Buildings and Constructions						
	508	Works and Constructions						
	013	Construction of buildings	0	200000	200000	100000	150000	175000
	014	Buildings additions	0	100000	100000	0	0	0
		Total of Item	0	300000	300000	100000	150000	175000
		Total of Project / Treasury	195000	300000	300000	100000	150000	175000
Project 709 The projects of the National Company for Employment and Training in Ajloun Governorate								
Fund Source 102001 Capital (Treasury)								
Group	item	Description	Actual 2024	Estimated 2025	Re-estimated 2025	Estimated 2026	Indicative 2027	Indicative 2028
31		Non-financial Assets						
3111		Buildings and Constructions						
	508	Works and Constructions						
	013	Construction of buildings	210000	0	0	0	0	0
		Total of Item	210000	0	0	0	0	0
		Total of Project / Treasury	210000	0	0	0	0	0
		Total of Program	111607000	116724000	116724000	127331000	130290000	134285000

Chapter 0801 - Ministry of Defence

**1105 Program Special Communications Commission**

Appropriations directed for females and child

(In JDs)

Description	2024	2025	2026	2027	2028
Females	0	0	0	0	0
Child	0	0	0	0	0
<b>Appropriations directed according to population index</b>					
Females	7,495,090	5,405,000	5,405,000	5,405,000	5,405,000
Child	5,740,920	4,140,000	4,140,000	4,140,000	4,140,000
<b>Total appropriations directed for females</b>	<b>7,495,090</b>	<b>5,405,000</b>	<b>5,405,000</b>	<b>5,405,000</b>	<b>5,405,000</b>
<b>Total appropriations directed for Child</b>	<b>5,740,920</b>	<b>4,140,000</b>	<b>4,140,000</b>	<b>4,140,000</b>	<b>4,140,000</b>

**Appropriations 1105 Program Special Communications Commission Per Activities and Projects**

(In JDs)

Activities and Projects		Actual 2024	Estimated 2025	Re-estimated 2025	Estimated 2026	Indicative 2027 2028	
<b>Current Expenditures</b>		<b>11,500,000</b>	<b>11,500,000</b>	<b>11,500,000</b>	<b>11,500,000</b>	<b>11,500,000</b>	<b>11,500,000</b>
601	Special communications	11,500,000	11,500,000	11,500,000	11,500,000	11,500,000	11,500,000
<b>Capital Expenditures</b>		<b>4,447,000</b>	<b>0</b>	<b>0</b>	<b>0</b>	<b>0</b>	<b>0</b>
001	(TETRA-LTE) Participatory Communication System	4,447,000	0	0	0	0	0
<b>Program / Treasury</b>		<b>4,447,000</b>	<b>0</b>	<b>0</b>	<b>0</b>	<b>0</b>	<b>0</b>
<b>Total Program</b>		<b>15,947,000</b>	<b>11,500,000</b>	<b>11,500,000</b>	<b>11,500,000</b>	<b>11,500,000</b>	<b>11,500,000</b>

**Current Expenditures According to Program and Activities for the Years 2024 - 2028**

Chapter : 0801 - Ministry of Defence

(In JDs)

Program : 1105 - Special Communications Commission								
Activity : 601 - Special communications								
Group	Item	Description	Actual 2024	Estimated 2025	Re-estimated 2025	Estimated 2026	Indicative 2027	Indicative 2028
<b>21</b>		<b>Compensations of Employees</b>						
<b>2111</b>		Salaries, Wages and Allowances						
	<b>008</b>	Salaries, wages, allowances and other expenditures and contingencies	11500000	11500000	11500000	11500000	11500000	11500000
		<b>Total</b>	11500000	11500000	11500000	11500000	11500000	11500000
		<b>Total of Activity</b>	11500000	11500000	11500000	11500000	11500000	11500000
		<b>Total of Program</b>	11500000	11500000	11500000	11500000	11500000	11500000

# Capital Expenditures According to Program and Projects for the Years 2024 - 2028

Chapter : 0801 Ministry of Defence

( In JDs )

<b>Program</b> 1105 Special Communications Commission								
<b>Project</b> 001 (TETRA-LTE) Participatory Communication System								
<b>Fund Source</b> 102001 Capital (Treasury)								
Group	item	Description	Actual 2024	Estimated 2025	Re-estimated 2025	Estimated 2026	Indicative 2027	Indicative 2028
31		<b>Non-financial Assets</b>						
3111		Buildings and Constructions						
	508	Works and Constructions						
	030	Communication network establishment	4447000	0	0	0	0	0
		<b>Total of Item</b>	4447000	0	0	0	0	0
		<b>Total of Project / Treasury</b>	4447000	0	0	0	0	0
		<b>Total of Program</b>	4447000	0	0	0	0	0

Chapter 0801 - Ministry of Defence

**1110 Program Directorate of Military Education and Culture**

Appropriations directed for females and child

(In JDs)

Description	2024	2025	2026	2027	2028
Females	0	0	0	0	0
Child	0	0	0	0	0
Appropriations directed according to population index					
Females	8,930,000	9,028,700	9,122,230	9,174,400	9,094,500
Child	6,840,000	6,915,600	6,987,240	7,027,200	6,966,000
Total appropriations directed for females	8,930,000	9,028,700	9,122,230	9,174,400	9,094,500
Total appropriations directed for Child	6,840,000	6,915,600	6,987,240	7,027,200	6,966,000

**Appropriations 1110 Program Directorate of Military Education and Culture Per Activities and Projects**

(In JDs)

Activities and Projects	Actual 2024	Estimated 2025	Re-estimated 2025	Estimated 2026	Indicative 2027	Indicative 2028
<b>Current Expenditures</b>	<b>19,000,000</b>	<b>19,000,000</b>	<b>19,000,000</b>	<b>19,000,000</b>	<b>19,000,000</b>	<b>19,000,000</b>
601 Education and culture	19,000,000	19,000,000	19,000,000	19,000,000	19,000,000	19,000,000
<b>Capital Expenditures</b>	<b>0</b>	<b>210,000</b>	<b>210,000</b>	<b>409,000</b>	<b>520,000</b>	<b>350,000</b>
701 The projects of the National Company for Employment and Training in Irbid Governorate.	0	70,000	70,000	40,000	30,000	0
702 The projects of the National Company for Employment and Training in Jerash Governorate.	0	50,000	50,000	70,000	80,000	80,000
704 The National Company for Employment and Training in Madaba Governorate.	0	60,000	60,000	0	0	0
705 Maintaining, equipping and furnishing buildings and facilities in Aqaba governorate.	0	30,000	30,000	30,000	60,000	0
706 The projects of the National Company for Employment and Training in the Capital Governorate	0	0	0	100,000	250,000	230,000
707 The projects of the National Company for Employment and Training in Zarqa governorate	0	0	0	169,000	100,000	40,000
<b>Program / Treasury</b>	<b>0</b>	<b>210,000</b>	<b>210,000</b>	<b>409,000</b>	<b>520,000</b>	<b>350,000</b>
<b>Total Program</b>	<b>19,000,000</b>	<b>19,210,000</b>	<b>19,210,000</b>	<b>19,409,000</b>	<b>19,520,000</b>	<b>19,350,000</b>

**Current Expenditures According to Program and Activities for the Years 2024 - 2028**

Chapter : 0801 - Ministry of Defence

(In JDs)

<b>Program : 1110 - Directorate of Military Education and Culture</b>								
<b>Activity : 601 - Education and culture</b>								
Group	Item	Description	Actual 2024	Estimated 2025	Re-estimated 2025	Estimated 2026	Indicative 2027	Indicative 2028
<b>21</b>		<b>Compensations of Employees</b>						
<b>2111</b>		Salaries, Wages and Allowances						
	<b>008</b>	Salaries, wages, allowances and other expenditures and contingencies	19000000	19000000	19000000	19000000	19000000	19000000
<b>Total</b>			19000000	19000000	19000000	19000000	19000000	19000000
<b>Total of Activity</b>			19000000	19000000	19000000	19000000	19000000	19000000
<b>Total of Program</b>			19000000	19000000	19000000	19000000	19000000	19000000

# Capital Expenditures According to Program and Projects for the Years 2024 - 2028

Chapter : 0801 Ministry of Defence

( In JDs )

Program 1110 Directorate of Military Education and Culture								
Project 701 The projects of the National Company for Employment and Training in Irbid Governorate.								
Fund Source 102001 Capital (Treasury)								
Group	item	Description	Actual 2024	Estimated 2025	Re-estimated 2025	Estimated 2026	Indicative 2027	Indicative 2028
22		Use of Goods and Services						
2211		Use of Goods and Services						
	510	Buildings and facilities repair and maintenance						
	009	Buildings repair and renovation	0	70000	70000	40000	30000	0
<b>Total of Item</b>			0	70000	70000	40000	30000	0
<b>Total of Project / Treasury</b>			0	70000	70000	40000	30000	0
Project 702 The projects of the National Company for Employment and Training in Jerash Governorate.								
Fund Source 102001 Capital (Treasury)								
Group	item	Description	Actual 2024	Estimated 2025	Re-estimated 2025	Estimated 2026	Indicative 2027	Indicative 2028
22		Use of Goods and Services						
2211		Use of Goods and Services						
	510	Buildings and facilities repair and maintenance						
	009	Buildings repair and renovation	0	0	0	70000	0	0
<b>Total of Item</b>			0	0	0	70000	0	0
	512	Operating and Sustaining Expenditures						
	008	Qualification and training expenses	0	50000	50000	0	80000	80000
<b>Total of Item</b>			0	50000	50000	0	80000	80000
<b>Total of Project / Treasury</b>			0	50000	50000	70000	80000	80000
Project 704 The National Company for Employment and Training in Madaba Governorate.								
Fund Source 102001 Capital (Treasury)								
Group	item	Description	Actual 2024	Estimated 2025	Re-estimated 2025	Estimated 2026	Indicative 2027	Indicative 2028
22		Use of Goods and Services						
2211		Use of Goods and Services						
	512	Operating and Sustaining Expenditures						
	008	Qualification and training expenses	0	60000	60000	0	0	0
<b>Total of Item</b>			0	60000	60000	0	0	0
<b>Total of Project / Treasury</b>			0	60000	60000	0	0	0
Project 705 Maintaining, equipping and furnishing buildings and facilities in Aqaba governorate.								
Fund Source 102001 Capital (Treasury)								
Group	item	Description	Actual 2024	Estimated 2025	Re-estimated 2025	Estimated 2026	Indicative 2027	Indicative 2028
22		Use of Goods and Services						
2211		Use of Goods and Services						
	510	Buildings and facilities repair and maintenance						
	008	Buildings and facilities maintenance	0	30000	30000	0	0	0
	009	Buildings repair and renovation	0	0	0	30000	60000	0
<b>Total of Item</b>			0	30000	30000	30000	60000	0
<b>Total of Project / Treasury</b>			0	30000	30000	30000	60000	0

# Capital Expenditures According to Program and Projects for the Years 2024 - 2028

Chapter : 0801 Ministry of Defence

( In JDs )

Program 1110 Directorate of Military Education and Culture								
Project 706 The projects of the National Company for Employment and Training in the Capital Governorate								
Fund Source 102001 Capital (Treasury)								
Group	item	Description	Actual 2024	Estimated 2025	Re-estimated 2025	Estimated 2026	Indicative 2027	Indicative 2028
22		Use of Goods and Services						
2211		Use of Goods and Services						
	510	Buildings and facilities repair and maintenance						
	009	Buildings repair and renovation	0	0	0	100000	200000	200000
		<b>Total of Item</b>	0	0	0	100000	200000	200000
	512	Operating and Sustaining Expenditures						
	008	Qualification and training expenses	0	0	0	0	50000	30000
		<b>Total of Item</b>	0	0	0	0	50000	30000
		<b>Total of Project / Treasury</b>	0	0	0	100000	250000	230000
Project 707 The projects of the National Company for Employment and Training in Zarqa governorate								
Fund Source 102001 Capital (Treasury)								
Group	item	Description	Actual 2024	Estimated 2025	Re-estimated 2025	Estimated 2026	Indicative 2027	Indicative 2028
22		Use of Goods and Services						
2211		Use of Goods and Services						
	510	Buildings and facilities repair and maintenance						
	009	Buildings repair and renovation	0	0	0	169000	100000	40000
		<b>Total of Item</b>	0	0	0	169000	100000	40000
		<b>Total of Project / Treasury</b>	0	0	0	169000	100000	40000
		<b>Total of Program</b>	0	210000	210000	409000	520000	350000
		<b>Total of Chapter</b>	116054000	116934000	116934000	127740000	130810000	134635000

**1115 Program King Abdullah II Bin Al-Hussein Design and Development Bureau**

Appropriations directed for females and child

(In JDs)

Description	2024	2025	2026	2027	2028
Females	0	0	0	0	0
Child	0	0	0	0	0
Appropriations directed according to population index					
Females	5,076,000	5,076,000	5,076,000	5,076,000	5,076,000
Child	3,888,000	3,888,000	3,888,000	3,888,000	3,888,000
Total appropriations directed for females	5,076,000	5,076,000	5,076,000	5,076,000	5,076,000
Total appropriations directed for Child	3,888,000	3,888,000	3,888,000	3,888,000	3,888,000

Appropriations 1115 Program King Abdullah II Bin Al-Hussein Design and Development Bureau Per Activities and Projects  
(In JDs)

Activities and Projects	Actual 2024	Estimated 2025	Re-estimated 2025	Estimated 2026	Indicative 2027	Indicative 2028
<b>Current Expenditures</b>	10,800,000	10,800,000	10,800,000	10,800,000	10,800,000	10,800,000
601 Design and development	10,800,000	10,800,000	10,800,000	10,800,000	10,800,000	10,800,000
<b>Capital Expenditures</b>	0	0	0	0	0	0
Program / Treasury	0	0	0	0	0	0
<b>Total Program</b>	10,800,000	10,800,000	10,800,000	10,800,000	10,800,000	10,800,000

**Current Expenditures According to Program and Activities for the Years 2024 - 2028**

Chapter : 0801 - Ministry of Defence

(In JDs)

<b>Program : 1115 - King Abdullah II Bin Al-Hussein Design and Development Bureau</b>								
<b>Activity : 601 - Design and development</b>								
Group	Item	Description	Actual 2024	Estimated 2025	Re-estimated 2025	Estimated 2026	Indicative 2027	Indicative 2028
<b>21</b>		<b>Compensations of Employees</b>						
<b>2111</b>		Salaries, Wages and Allowances						
	<b>008</b>	Salaries, wages, allowances and other expenditures and contingencies	10800000	10800000	10800000	10800000	10800000	10800000
<b>Total</b>			10800000	10800000	10800000	10800000	10800000	10800000
<b>Total of Activity</b>			10800000	10800000	10800000	10800000	10800000	10800000
<b>Total of Program</b>			10800000	10800000	10800000	10800000	10800000	10800000

Chapter 0801 - Ministry of Defence

**1120 Program Security and Special Protection Unit**

Appropriations directed for females and child

(In JDs)

Description	2024	2025	2026	2027	2028
Females	0	0	0	0	0
Child	0	0	0	0	0
Appropriations directed according to population index					
Females	5,640,000	7,520,000	7,520,000	7,520,000	7,520,000
Child	4,320,000	5,760,000	5,760,000	5,760,000	5,760,000
Total appropriations directed for females	5,640,000	7,520,000	7,520,000	7,520,000	7,520,000
Total appropriations directed for Child	4,320,000	5,760,000	5,760,000	5,760,000	5,760,000

Appropriations 1120 Program Security and Special Protection Unit Per Activities and Projects

(In JDs)

Activities and Projects	Actual 2024	Estimated 2025	Re-estimated 2025	Estimated 2026	Indicative 2027	Indicative 2028
<b>Current Expenditures</b>	<b>12,000,000</b>	<b>16,000,000</b>	<b>16,000,000</b>	<b>16,000,000</b>	<b>16,000,000</b>	<b>16,000,000</b>
601 Security and special protection	12,000,000	16,000,000	16,000,000	16,000,000	16,000,000	16,000,000
<b>Capital Expenditures</b>	<b>0</b>	<b>0</b>	<b>0</b>	<b>0</b>	<b>0</b>	<b>0</b>
Program / Treasury	0	0	0	0	0	0
<b>Total Program</b>	<b>12,000,000</b>	<b>16,000,000</b>	<b>16,000,000</b>	<b>16,000,000</b>	<b>16,000,000</b>	<b>16,000,000</b>

**Current Expenditures According to Program and Activities for the Years 2024 - 2028**

Chapter : 0801 - Ministry of Defence

(In JDs)

<b>Program : 1120 - Security and Special Protection Unit</b>								
<b>Activity : 601 - Security and special protection</b>								
Group	Item	Description	Actual 2024	Estimated 2025	Re-estimated 2025	Estimated 2026	Indicative 2027	Indicative 2028
<b>21</b>		<b>Compensations of Employees</b>						
<b>2111</b>		Salaries, Wages and Allowances						
	<b>008</b>	Salaries, wages, allowances and other expenditures and contingencies	12000000	16000000	16000000	16000000	16000000	16000000
<b>Total</b>			12000000	16000000	16000000	16000000	16000000	16000000
<b>Total of Activity</b>			12000000	16000000	16000000	16000000	16000000	16000000
<b>Total of Program</b>			12000000	16000000	16000000	16000000	16000000	16000000

Chapter 0801 - Ministry of Defence

**1125 Program Maintaining Royal Squadron Aircraft**

Appropriations directed for females and child

(In JDs)

Description	2024	2025	2026	2027	2028
Females	0	0	0	0	0
Child	0	0	0	0	0
Appropriations directed according to population index					
Females	4,700,000	4,700,000	4,700,000	4,700,000	4,700,000
Child	3,600,000	3,600,000	3,600,000	3,600,000	3,600,000
Total appropriations directed for females	4,700,000	4,700,000	4,700,000	4,700,000	4,700,000
Total appropriations directed for Child	3,600,000	3,600,000	3,600,000	3,600,000	3,600,000

Appropriations 1125 Program Maintaining Royal Squadron Aircraft Per Activities and Projects

(In JDs)

Activities and Projects	Actual 2024	Estimated 2025	Re-estimated 2025	Estimated 2026	Indicative 2027	Indicative 2028
<b>Current Expenditures</b>	10,000,000	10,000,000	10,000,000	10,000,000	10,000,000	10,000,000
601 Maintaining Royal Squadron Aircrafts	10,000,000	10,000,000	10,000,000	10,000,000	10,000,000	10,000,000
<b>Capital Expenditures</b>	0	0	0	0	0	0
Program / Treasury	0	0	0	0	0	0
<b>Total Program</b>	10,000,000	10,000,000	10,000,000	10,000,000	10,000,000	10,000,000

**Current Expenditures According to Program and Activities for the Years 2024 - 2028**

Chapter : 0801 - Ministry of Defence

(In JDs)

<b>Program : 1125 - Maintaining Royal Squadron Aircraft</b>								
<b>Activity : 601 - Maintaining Royal Squadron Aircrafts</b>								
Group	Item	Description	Actual 2024	Estimated 2025	Re-estimated 2025	Estimated 2026	Indicative 2027	Indicative 2028
<b>21</b>		<b>Compensations of Employees</b>						
<b>2111</b>		Salaries, Wages and Allowances						
	<b>008</b>	Salaries, wages, allowances and other expenditures and contingencies	10000000	10000000	10000000	10000000	10000000	10000000
<b>Total</b>			10000000	10000000	10000000	10000000	10000000	10000000
<b>Total of Activity</b>			10000000	10000000	10000000	10000000	10000000	10000000
<b>Total of Program</b>			10000000	10000000	10000000	10000000	10000000	10000000
<b>Total of Chapter</b>			1356691152	1380600000	1380600000	1430600000	1462500000	1499000000

\* Out of which (43) million JD to the Royal Makrumah, (9) million JD as fees of Mutah University scholarship students and (300) thousand JD to the Hashemite Commission for Disabled Soldiers.

## Capital Expenditures Distributed According to Governorates

Chapter : 0801 Ministry of Defence

( In JDs )

Governorate		Estimated 2026	Indicative 2027	Indicative 2028
21	Irbid Governorate	40,000	30,000	0
22	Mafraq Governorate	91,000	0	0
23	Jerash Governorate	70,000	80,000	80,000
24	Ajloun Governorate	0	0	0
31	The Capital Governorate	100,000	250,000	230,000
32	Balqa' Governorate	0	0	0
33	Zarqa Governorate	169,000	100,000	40,000
34	Ma'daba Governorate	0	0	0
41	Karak Governorate	90,000	90,000	110,000
42	Ma'an Governorate	0	0	0
43	Tafileh Governorate	100,000	150,000	175,000
44	Aqaba Governorate	80,000	110,000	0
<b>Total</b>		<b>740,000</b>	<b>810,000</b>	<b>635,000</b>

## Chapter : 0802 Royal Medical Services

**Creation :** The Royal Medical Services is a Jordanian military medical company which is regarded as one of the most important bodies of the Jordanian Armed Forces/ Arab Army. It presents a significant part of the medical body of the government sector in the Jordanian health system. Its function based on providing the health care for all armed forces and security bodies personnel and their families as well as all civil and military local society segments and all who request health care from brotherly and friendly countries. The Establishment and development of the Royal Medical Services on four main phases:

**1- The Primary Role Phase (1941-1962):**

The role of the medical services was restricted to provide the medical care and health prevention for the Armed Forces affiliates.

**2- The Expansion and National Role Phase (1963-1982)**

This phase witnessed a large expansion in establishing hospitals and medical centers and in all advanced medical specializations due to the approval of families treatment project in 1963(the military health insurance now) which gave the relatives of the military affiliates such as wives, children and parents the right to benefit from the medical services, at this stage Al-Hussein Medical City was opened in 1973 and their medical services were expanded in all the geographical areas of the Kingdom because the Hashemite leadership was prudent at that time to realize justice among citizens in one of the most requirements of decent life.

**3- The National Excellency and the Regional Role (1982-1987)**

This phase witnessed an expansion in the specialized health services. In 1983, Queen Alia for Heart Diseases and Royal Rehabilitation Center were established to provide specialized services for citizens. Also, Prosthetics Institute in Marka in 1984. After that, Queen Alia Military Hospital was established in Amman in 1987 and in the same year, Amman Military Hospital was transformed into a comprehensive medical center and a center for medical committees, and the Medical Devices Technology Institute was opened which was one of the strategic solutions to contribute by supplying the company with qualified technicians working on permanent maintenance software of the medical devices and thereby saving a large part of the high cost paid to the international medical devices maintenance companies. That phase witnessed expansion in all sub specializations imposed by the national duties on the national and regional role. According to this expansion, the Royal Medical Services was adopted to provide training for the students of medicine and nursing colleges.

4-The modern phase (regional excellence and international role) 1990 to date has seen the entry of advanced medical devices, the organization of specialized medical service, the expansion of subsidiary competencies, the dispatch of medical teams for humanitarian missions at the international level and the participation of peacekeeping forces. Royal Medical Services has also been accredited at the regional level to train doctors, nurses and technicians from various countries in the territories, as well as international recognition by many European and American institutions of training programmes in Royal Medical Services.

**Vision :** Excellence in providing integrated distinct medical care that keeps pace with global medical progress.

**Mission :** Providing excellent and safe medical service which is characterized by high quality, at acceptable costs for all, with commitment towards development, continuous improvement and best utilization of the available resources, through qualified and competent medical caliber and modern technological tools and equipment, aiming at ensuring an effective contribution in increasing the level of medical care in Jordan.

**Priorities and targeted results within the determined ceilings for the years 2026 - 2028 :**

**First Priority :**

- Expanding the specialized health services in governorates through medical methods abreast of the latest international systems.

### **Key procedures to achieve the first priority :**

- Expanding the establishment of hospitals and medical centres in the governorates (these procedures are implemented within the program of management and support services to achieve the strategic goal of improving the quality of medical services and ensuring their continuity in accordance with international standards)
- Needs assessment in hospitals and medical centres deployed in governorates and remote areas (These procedures are implemented within the Secondary Health Care Program) through evaluation forms and questionnaires in the Quality and Inspection Division as a first step to introduce these health facilities into the national health accreditation programs with the aim of improving the level of service provided and parallel to what is provided in the central hospitals of Royal Medical Services.
- Developing a plan of action to proceed with the program of accreditation of hospitals and medical centers, prioritized by workload.
- Recruiting and training cadres.
- Rehabilitation, expansion and maintenance of existing hospitals in accordance with international medical standards.

### **First Priority Outcomes :**

- Ma'an Military Hospital (under construction).
- Mobile field hospitals are heading to the priority area.
- Providing health services to military beneficiaries in all regions of the Kingdom not served by military hospitals, through an agreement signed with the Ministry of Health to provide services to citizens in hospitals affiliated with the Ministry of Health.
- Construction and equipping of Zarqa new military hospital..
- Expansion, rehabilitation and maintenance of Prince Rashid bin Al Hussein Hospital/Irbid (under preparation of plans and designs).
- Expansion, re-habilitation and maintenance of Prince Ali bin Al Hussein/Karak Hospital (under implementation).
- Establishment of accommodation for health personnel working at Prince Hashim bin Abdullah II Hospital/Aqaba.

### **First priority-related program :**

- Secondary health care.
- Administration and Support Services.

### **Second Priority :**

- Modernizing the infrastructure of Al Hussein Medical City so that specialized and advanced work can be performed.

### **Key procedures to achieve the second priority :**

- Implementing projects that include updated and safe therapeutic and surgical departments and patient admission departments.
- Advanced medical procedures and interventional treatments based on the updated infrastructure of buildings, devices, information network and advanced communications.

### **Second Priority Outcomes :**

- Expansion and modernization of care departments and internal and surgical departments at Al Hussein Hospital.
- Rehabilitation of the electricity network at Al Hussein Hospital.
- Modernizing electromechanical systems at the Queen Alia Center for Cardiac Diseases and Surgery.
- Construction and equipping of a new operations department at Al Hussein Hospital.
- Construction and equipping of the specialized centers building (ophthalmology, dermatology, and ear) and the nuclear medicine and dialysis department in Al Hussein Medical City (under construction).

**Second priority-related program :**

- Administration and Support Services.
- Secondary health care.

**Priority of the needs of both genders, youth and persons with disabilities :**

- Establishing specialized hospital for women, obstetrics and newborns.
- Establishing technical dental treatment unit for persons with disabilities and children.

**Key procedures to achieve the priority of the needs of both genders, youth and persons with disabilities :**

- Implementing the project to establish a 25% specialized hospital for women, obstetrics and newborns.

**The following outcomes are expected to be achieved for the priority of the needs of both genders, youth & perso**

- Implementing a project to establish a specialized hospital for obstetrics, gynecology and newborns.

**Priority-related program of the needs of both genders, youth and persons with disabilities :**

- Secondary health care.
- Administration and Support Services.

**Priority of climate change :**

- Increasing plant cover in the Royal Medical Service Gardens.
- Disposing of medical wastes in an environmentally safe incineration plant.
- Using alternative energy by replacing diesel with gas.
- Studying to build spaces of photocells for electrical energy.

**Key procedures to achieve climate change-related priority :**

- Preparing an appropriate and comprehensive health strategy to deal with climate change.
- Increasing monitoring programs for medical waste disposal management.
- Expanding the afforestation of areas and facilities affiliated with the Royal Medical Services.

**The following outcomes are expected to be achieved for the priority of climate change :**

- Having an appropriate strategy to deal with climate change.
- Increasing the percentage of control over medical waste disposal management.
- Increasing the number of hospitals and facilities that will be afforested.

**Program of climate change-related priority :**

- Administration and Support Services.
- Primary health care programme

**Tasks of the Ministry / Department :**

- **Military role:** Providing health service and protection to all Jordanian Armed Forces personnel in all field during performing their duties
- **National Role:** providing 38% of Jordanian health sector services, teaching and training health staff and treating complex medical cases transferred and contributing to Jordan's regional and international marketing.
- **Global and humanitarian role:** participation in peacekeeping forces, humanitarian missions and dispatch of level II and III medical battalions and hospitals.
- **Risk and crisis management:** playing a key role in the event of disasters and mass accidents through a competent team comprising all the disciplines required for crisis management.

**The National objectives that the Ministry / Department contributes to achieving :**

- Spending control and financial resources management.
- Upgrading the level of health care quality and safety.
- Developing infrastructure in line with the eco-friendly principles.
- Strengthening community responsibility capacity.
- Promoting the Corporation's capacity in dealing with injuries and disasters and crises management.
- Raising the efficiency of health personnel and the level of education and training.

**The most important issues and challenges facing the Ministry / Department :**

- Inadequate financial allocations in spite of growth in the budget.
- High financial cost for distinguished medical service in comparison with the other medical institutions.
- Long time has passed since the establishment of the infrastructure of medical facilities and apparatus which requires significant amounts for their maintenance and replacement.
- Increasing the cost of medical treatments and consumables annually.

## Chapter : 0802 Royal Medical Services

### Strategic goals of the Ministry/ Department/ Unit and Performance Measurement Indicators

Strategic Objective	Performance Indicator	Base year	Value	Actual Value	Target Value	Preliminary Self Evaluation	Target Value		
				2024	2025	2025	2026	2027	2028
1 - Improving the quality and sustainability of medical services in accordance with global standards.	1 Rate of a nurse per physician.	2017	1:2	1:4	1:2.7	1:2.7	1:3	1:3.5	1:4
	2 Number of persons covered with health insurance.	2017	1922138	2300000	2350000	2410477	2600000	2700000	2800000

### Most notable information about the Ministry/Department/Unit

No.	Description	2022	2023	2024	2025	2026
1	Number of hospitals.	11	11	11	11	11
2	Number of medical centers.	10	10	10	10	10
3	Number of dental clinics.	220	220	220	220	220
4	Number of beds in hospitals.	3317	3317	3317	3347	3388

## Chapter : 0802 Royal Medical Services

( In JDs )

Current Activities Appropriations According to Program								
Prog.	Activites		Actual	Estimated	Re-estimated	Estimated	Indicative	Indicative
			2024	2025	2025	2026	2027	2028
1201	601	Administrative and Support Services	270755799	278150000	278150000	303700000	321700000	339700000
		Total of Program	270755799	278150000	278150000	303700000	321700000	339700000
		Total	270755799	278150000	278150000	303700000	321700000	339700000

Capital Projects Appropriations According to Program								
Prog.	Projects		Actual	Estimated	Re-estimated	Estimated	Indicative	Indicative
			2024	2025	2025	2026	2027	2028
1201	003	Renovating and developing buildings	16490000	14000000	14000000	15500000	16000000	16500000
		Total of Program	16490000	14000000	14000000	15500000	16000000	16500000
1210	009	Establishing and equipping Ma'an Military Hospital/ Al-Hussein Bin Talal University	8000000	10000000	10000000	15500000	16000000	16500000
	015	Rehabilitating and maintaining Al-Hussein Medical City	5000000	5000000	5000000	6000000	6000000	6000000
	018	Modernizing the machines, equipment and supplies	21000000	13625000	13625000	14000000	14500000	15000000
	019	Establishing and equipping Prince Hashem bin Al-Hussein Hospital / Zarqa	5000000	10000000	10000000	4000000	4000000	4000000
	020	Establishing and equipping the specialist building, nuclear medicine and dialysis unit	6000000	8000000	8000000	4000000	4000000	4000000
	021	Al Hussein Operations project	8000000	6000000	6000000	12000000	12000000	12000000
	022	Rehabilitating Al-Hussein Hospital Divisions.	1000000	1000000	1000000	2000000	2500000	3000000
	024	Prince Ali bin Al Hussein hospital	1000000	500000	500000	500000	500000	1000000
	025	Prince Zeid Bin Al Hasan Hospital	0	900000	900000	500000	1000000	1500000
	027	Main power station project/Obstetrics and Gynecology Hospital	660000	0	0	0	0	0
	028	Enlargement and rehabilitation of the Queen Alia Center for Cardiology and Surgery	850000	1000000	1000000	1000000	1000000	1000000
	029	Establishing officers' sleeping accommodations and nursery of Al Hussein Medical City.	0	3000000	3000000	1000000	1000000	1000000
	030	Project to construct an administrative building for Princess Aisha bint Al Hussein Complex	0	0	0	500000	1000000	1500000
	031	Expanding and modernizing Prince Rashid bin Al Hassan Hospital and Project / Irbid-Edoun	0	0	0	2000000	2000000	2000000
	701	Studies and designs for the establishment of a comprehensive military health centre for the children of Marigah/Ma 'an governorate.	25000	0	0	0	0	0
		Total of Program	56535000	59025000	59025000	63000000	65500000	68500000
		Total	73025000	73025000	73025000	78500000	81500000	85000000

**Overall Summary of Expenditures for Chapter 0802- Royal Medical Services  
for the Years 2024 - 2028**

( In JDs )

Description	Actual	Estimated	Re-estimated	Estimated	Difference between estimated 2026 and re-estimated 2025	Indicative	
	2024	2025	2025	2026		2027	2028
Current Expenditure	270,755,799	278,150,000	278,150,000	303,700,000	25,550,000	321,700,000	339,700,000
Capital Expenditure	73,025,000	73,025,000	73,025,000	78,500,000	5,475,000	81,500,000	85,000,000
<b>Total current and capital expenditure</b>	<b>343,780,799</b>	<b>351,175,000</b>	<b>351,175,000</b>	<b>382,200,000</b>	<b>31,025,000</b>	<b>403,200,000</b>	<b>424,700,000</b>

**Most notable differences between estimated appropriations for 2026 and re-estimated for 2025**

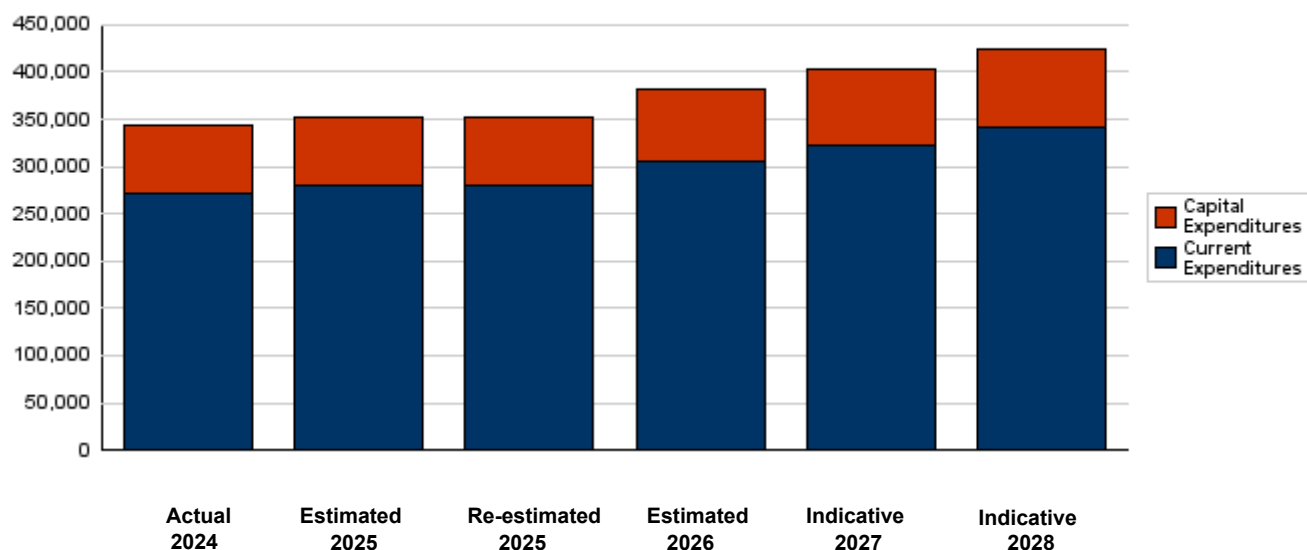
**Current expenditure :**

- Compensation of employees group increased by (19.550) million JDs for the year 2026 higher than its re-estimated level for the year 2025, as the increase was concentrated in the natural growth of salaries and covering recruitment needs.
- Use of goods and services: Operating expenditures increased by (6) million JDs for the year 2026 higher than their re-estimated level for the year 2025, as the increase was concentrated in the administrative expenses item.

**Capital expenditure :**

- Capital expenditures increased by (5.475) million JDs for the year 2026 higher than their re-estimated level in 2025 due to the increase that occurred in some capital projects.

( Thousands of JDs )      Graph of the current and capital expenditures for the years 2024 - 2028



## Overall Summary of Current Expenditures for the Years 2024 - 2028

**Chapter : 0802 Royal Medical Services**

( In JDs )

Group	Item	Description	Actual 2024	Estimated 2025	Re-estimated 2025	Estimated 2026	Indicative 2027	Indicative 2028
<b>21</b>		<b>Compensations of Employees</b>						
<b>2111</b>		<b>Salaries, Wages and Allowances</b>						
	<b>009</b>	Salaries, wages, allowances and other expen	258625799	263020000	263020000	282570000	296570000	310570000
		Total	258625799	263020000	263020000	282570000	296570000	310570000
<b>22</b>		<b>Use of Goods and Services</b>						
<b>2211</b>		<b>Use of Goods and Services</b>						
	<b>214</b>	Goods and services expenses	12000000	15000000	15000000	21000000	25000000	29000000
		Total	12000000	15000000	15000000	21000000	25000000	29000000
<b>25</b>		<b>Subsidies</b>						
<b>2511</b>		<b>Subsidies to Public Corporations</b>						
	<b>304</b>	Subsidies to non-financial public institution	130000	130000	130000	130000	130000	130000
		Total	130000	130000	130000	130000	130000	130000
		Total of Chapter	270755799	278150000	278150000	303700000	321700000	339700000

# Overall Summary of Capital Expenditures for the Years 2024 - 2028

Chapter : 0802 Royal Medical Services

( In JDs )

Group	Item	Description	Actual 2024	Estimated 2025	Re-estimated 2025	Estimated 2026	Indicative 2027	Indicative 2028
		<b>Expenditures</b>						
22		Use of Goods and Services						
2211		Use of Goods and Services						
	510	Buildings and facilities repair and maintenance	5000000	5000000	5000000	6000000	6000000	6000000
<b>Total</b>			<b>5000000</b>	<b>5000000</b>	<b>5000000</b>	<b>6000000</b>	<b>6000000</b>	<b>6000000</b>
28		<b>Other Expenditures</b>						
2822		Other Capital Expenditures						
	504	Studies, Research and Consultations	25000	0	0	0	0	0
<b>Total</b>			<b>25000</b>	<b>0</b>	<b>0</b>	<b>0</b>	<b>0</b>	<b>0</b>
		<b>Fixed Assets</b>						
31		<b>Non-financial Assets</b>						
3111		Buildings and Constructions						
	508	Works and Constructions	36340000	42400000	42400000	45000000	47000000	49500000
<b>Total</b>			<b>36340000</b>	<b>42400000</b>	<b>42400000</b>	<b>45000000</b>	<b>47000000</b>	<b>49500000</b>
3112		Devices, Machinery and Equipment						
	505	Equipment, Machines and Devices	8660000	9000000	9000000	6000000	6000000	6000000
	506	Vehicles and Equipment	3000000	2000000	2000000	2000000	2000000	2000000
<b>Total</b>			<b>11660000</b>	<b>11000000</b>	<b>11000000</b>	<b>8000000</b>	<b>8000000</b>	<b>8000000</b>
3113		Other Fixed Assets						
	511	Equipping and furnishing	14000000	10625000	10625000	9000000	9000000	9000000
<b>Total</b>			<b>14000000</b>	<b>10625000</b>	<b>10625000</b>	<b>9000000</b>	<b>9000000</b>	<b>9000000</b>
3122		Inventories						
	503	Materials and supplies	6000000	4000000	4000000	10500000	11500000	12500000
<b>Total</b>			<b>6000000</b>	<b>4000000</b>	<b>4000000</b>	<b>10500000</b>	<b>11500000</b>	<b>12500000</b>
<b>Total of Chapter</b>			<b>73025000</b>	<b>73025000</b>	<b>73025000</b>	<b>78500000</b>	<b>81500000</b>	<b>85000000</b>

**Appropriations directed for females and child according to chapter : 0802 Royal Medical Services**

( In JDs )

<b>Description</b>	<b>2024</b>	<b>2025</b>	<b>2026</b>	<b>2027</b>	<b>2028</b>
<b>Females</b>	<b>0</b>	<b>0</b>	<b>0</b>	<b>0</b>	<b>0</b>
<b>Child</b>	<b>0</b>	<b>0</b>	<b>0</b>	<b>0</b>	<b>0</b>
<b>Appropriations distributed according to population index</b>					
<b>Females</b>	<b>161,576,976</b>	<b>165,052,250</b>	<b>179,634,000</b>	<b>189,504,000</b>	<b>199,609,000</b>
<b>Child</b>	<b>123,761,088</b>	<b>126,423,000</b>	<b>137,592,000</b>	<b>145,152,000</b>	<b>152,892,000</b>
<b>Total appropriations directed for females</b>	<b>161,576,976</b>	<b>165,052,250</b>	<b>179,634,000</b>	<b>189,504,000</b>	<b>199,609,000</b>
<b>Total appropriations directed for Child</b>	<b>123,761,088</b>	<b>126,423,000</b>	<b>137,592,000</b>	<b>145,152,000</b>	<b>152,892,000</b>

**1201 Program Administration and Support Services**

**Objective of the program :**

This program serves all medical services programs such as paying salaries, purchasing medical treatments and consumables required to maintain the work in the Center and hospitals, providing support, the administrative and financial supportive services to achieve the planned strategic objectives.

**The strategic objective related to the program :**

- Improving the quality and sustainability of medical services in accordance with global standards.

**Directorates associated with the program :**

- 1- Financial Department Directorate.
- 2- Manpower, Operations and Training Directorate.
- 3- Medical Warehouses Directorate.

**Services provided by the program :**

- 1- Participating in the preparation of the annual draft budget of the medical services.
- 2- Supervising and organize specialized and medical workshops and seminars.
- 3- Preparing administrative, financial and statistical works for decision makers in the Royal Medical Services.

**Program's main outputs and results during the years (2026 -2028):**

- 1- Improving the management of financial resources.
- 2- Achieving financial sustainability.
- 3- Supporting the medical and administrative service.
- 4- Achieving strategic health objectives.
- 5- Improving the procurement and inventory management mechanism.

**The Program's challenges :**

- 1- Financial challenges.
- 2- Logistical and administrative challenges.
- 3- Technical and organizational challenges.
- 4- Challenges associated with human resources.

**Actions to address challenges and improve services provided:**

- 1- Improving the management of financial resources.
- 2- Enhancing the efficiency of procurement and inventory management.
- 3- Improving training and capacity-building.
- 4- Developing incentive systems.

**The needs of both genders:**

- 1- Equal pay between the sexes.
- 2- Calculation of differences in the health needs of both sexes.
- 3- Strengthening women's role in leadership and planning.
- 4- Support for the most vulnerable.

**Staff working in the program :**

The program is implemented through the staff of the Medical Services.

**Appropriations directed for females and child**

(In JDs)

Description	2024	2025	2026	2027	2028
Females	0	0	0	0	0
Child	0	0	0	0	0
<b>Appropriations directed according to population index</b>					
Females	135,005,526	137,310,500	150,024,000	158,719,000	167,414,000
Child	103,408,488	105,174,000	114,912,000	121,572,000	128,232,000
<b>Total appropriations directed for females</b>	<b>135,005,526</b>	<b>137,310,500</b>	<b>150,024,000</b>	<b>158,719,000</b>	<b>167,414,000</b>
<b>Total appropriations directed for Child</b>	<b>103,408,488</b>	<b>105,174,000</b>	<b>114,912,000</b>	<b>121,572,000</b>	<b>128,232,000</b>

**Key Performance indicators for Program**

Performance Measurement Indicator	Base Year	Value	Actual value	Target value	Preliminary Self Evaluation	Target Value		
			2024	2025		2025	2026	2027
1 Percentage of clients' satisfaction.	2017	%78	%82	%84	%83	%87	%89	%91

**Chapter 0802 - Royal Medical Services**

**1201 Program Administration and Support Services**

**Appropriations 1201 Program Administration and Support Services Per Activities and Projects**

**(In JDs)**

<b>Activities and Projects</b>		<b>Actual 2024</b>	<b>Estimated 2025</b>	<b>Re-estimated 2025</b>	<b>Estimated 2026</b>	<b>Indicative 2027 2028</b>	
<b>Current Expenditures</b>		<b>270,755,799</b>	<b>278,150,000</b>	<b>278,150,000</b>	<b>303,700,000</b>	<b>321,700,000</b>	<b>339,700,000</b>
<b>601</b>	<b>Administrative and Support Services</b>	<b>270,755,799</b>	<b>278,150,000</b>	<b>278,150,000</b>	<b>303,700,000</b>	<b>321,700,000</b>	<b>339,700,000</b>
<b>Capital Expenditures</b>		<b>16,490,000</b>	<b>14,000,000</b>	<b>14,000,000</b>	<b>15,500,000</b>	<b>16,000,000</b>	<b>16,500,000</b>
<b>003</b>	<b>Renovating and developing buildings</b>	<b>16,490,000</b>	<b>14,000,000</b>	<b>14,000,000</b>	<b>15,500,000</b>	<b>16,000,000</b>	<b>16,500,000</b>
<b>Program / Treasury</b>		<b>16,490,000</b>	<b>14,000,000</b>	<b>14,000,000</b>	<b>15,500,000</b>	<b>16,000,000</b>	<b>16,500,000</b>
<b>Total Program</b>		<b>287,245,799</b>	<b>292,150,000</b>	<b>292,150,000</b>	<b>319,200,000</b>	<b>337,700,000</b>	<b>356,200,000</b>

**Current Expenditures According to Program and Activities for the Years 2024 - 2028**

Chapter : 0802 - Royal Medical Services

(In JDs)

Program : 1201 - Administration and Support Services								
Activity : 601 - Administrative and Support Services								
Group	Item	Description	Actual 2024	Estimated 2025	Re-estimated 2025	Estimated 2026	Indicative 2027	Indicative 2028
<b>21</b>		<b>Compensations of Employees</b>						
<b>2111</b>		Salaries, Wages and Allowances						
	<b>009</b>	<b>Salaries, wages, allowances and other expenditures and contingencies</b>	<b>258625799</b>	<b>263020000</b>	<b>263020000</b>	<b>282570000</b>	<b>296570000</b>	<b>310570000</b>
	000	Salaries, wages, allowances and other expenditures and contingencies	253287000	263020000	263020000	282570000	296570000	310570000
	001	Social Security Fixing Fund	5338799	0	0	0	0	0
		<b>Total</b>	<b>258625799</b>	<b>263020000</b>	<b>263020000</b>	<b>282570000</b>	<b>296570000</b>	<b>310570000</b>
<b>22</b>		<b>Use of Goods and Services</b>						
<b>2211</b>		Use of Goods and Services						
	<b>214</b>	<b>Goods and services expenses</b>	<b>12000000</b>	<b>15000000</b>	<b>15000000</b>	<b>21000000</b>	<b>25000000</b>	<b>29000000</b>
	121	Administrative expenses	12000000	15000000	15000000	21000000	25000000	29000000
		<b>Total</b>	<b>12000000</b>	<b>15000000</b>	<b>15000000</b>	<b>21000000</b>	<b>25000000</b>	<b>29000000</b>
<b>25</b>		<b>Subsidies</b>						
<b>2511</b>		Subsidies to Public Corporations						
	<b>304</b>	<b>Subsidies to non-financial public institutions</b>	<b>130000</b>	<b>130000</b>	<b>130000</b>	<b>130000</b>	<b>130000</b>	<b>130000</b>
	112	The Hashemite Committee for Disabled Soldiers	130000	130000	130000	130000	130000	130000
		<b>Total</b>	<b>130000</b>	<b>130000</b>	<b>130000</b>	<b>130000</b>	<b>130000</b>	<b>130000</b>
		<b>Total of Activity</b>	<b>270755799</b>	<b>278150000</b>	<b>278150000</b>	<b>303700000</b>	<b>321700000</b>	<b>339700000</b>
		<b>Total of Program</b>	<b>270755799</b>	<b>278150000</b>	<b>278150000</b>	<b>303700000</b>	<b>321700000</b>	<b>339700000</b>
		<b>Total of Chapter</b>	<b>270755799</b>	<b>278150000</b>	<b>278150000</b>	<b>303700000</b>	<b>321700000</b>	<b>339700000</b>

\* Out of which (30) thousand JD to the Hashemite Commission for Disabled Soldiers

# Capital Expenditures According to Program and Projects for the Years 2024 - 2028

Chapter : 0802 Royal Medical Services

( In JDs )

Program		1201 Administration and Support Services						
Project		003 Renovating and developing buildings						
Fund Source		102001 Capital (Treasury)						
Group	item	Description	Actual 2024	Estimated 2025	Re-estimated 2025	Estimated 2026	Indicative 2027	Indicative 2028
<b>31</b>		<b>Non-financial Assets</b>						
<b>3111</b>		Buildings and Constructions						
	508	Works and Constructions						
	013	Construction of buildings	16490000	14000000	14000000	15500000	16000000	16500000
		<b>Total of Item</b>	16490000	14000000	14000000	15500000	16000000	16500000
		<b>Total of Project / Treasury</b>	16490000	14000000	14000000	15500000	16000000	16500000
		<b>Total of Program</b>	16490000	14000000	14000000	15500000	16000000	16500000

**1210 Program Secondary Health Care**

**Objective of the program :**

The program aims to supervise the health services provided by the medical services hospitals spread in the various governorates, some of them obtained international accreditation, and improve the services of emergency and computerize the work in all the aspects related to patient's health in every hospital.

**The strategic objective related to the program :**

- Improving the quality and sustainability of medical services in accordance with global standards.

**Directorates associated with the program :**

- 1- Medical Supply Directorate.
- 2- Pharmacy and Medicine Directorate.
- 3- Nutrition and Medical Professions Directorate.

**Services provided by the program :**

- Providing medical services to the beneficiaries and subscribers through the military medical centers, and mobile clinics and hospitals spread in the Kingdom.

**Program's main outputs and results during the years (2026 -2028):**

- 1- Improving the quality of health services.
- 2- Computerization of medical procedures.
- 3- Improving emergency and ambulance services' response.
- 4- Increasing the operational efficiency of hospitals.
- 5- Training of medical and administrative personnel.

**The Program's challenges :**

- 1- Cybersecurity issues, the digital health system may be exposed to risks related to data penetration and protection.
- 2- The shortage of trained personnel may be difficult to provide appropriate training to all in a short time.
- 3- High training and recruitment costs.
- 4- Coordination among hospitals. It may be difficult to coordinate work among various hospitals in different regions, especially in remote governorates.
- 5- Providing an encouraging regulatory environment, the Government may need to modernize or develop certain laws or legislation relating to the provision of modern health services.

**Actions to address challenges and improve services provided:**

- 1- Establishing training programmes aimed at increasing the efficiency of medical and administrative staff on the use of the digital health system.
- 2- Developing contingency plans focusing on improving coordination between hospitals and medical centres in the event of disasters or accidents.
- 3- Partnering with technology companies to develop computing systems dedicated to the needs of the health system.
- 4- Working with international organizations to obtain international credits and raise the quality within hospitals.
- 5- Providing financial incentives or rewards to medical and administrative personnel that show dedication and success in applying the new regulations.
- 6- Providing a flexible working environment that encourages innovation and professional development.

**The needs of both genders:**

- 1-Taking into account women's and men's health needs in the services provided.
- 2- Women's participation in decision-making within the health system.
- 4- Focusing on both of sexes equality in training and education.

**Staff working in the program :**

The program is implemented through the staff of the Medical Services.

**Appropriations directed for females and child**

(In JDs)

Description	2024	2025	2026	2027	2028
Females	0	0	0	0	0
Child	0	0	0	0	0
<b>Appropriations directed according to population index</b>					
Females	26,571,450	27,741,750	29,610,000	30,785,000	32,195,000
Child	20,352,600	21,249,000	22,680,000	23,580,000	24,660,000
<b>Total appropriations directed for females</b>	<b>26,571,450</b>	<b>27,741,750</b>	<b>29,610,000</b>	<b>30,785,000</b>	<b>32,195,000</b>
<b>Total appropriations directed for Child</b>	<b>20,352,600</b>	<b>21,249,000</b>	<b>22,680,000</b>	<b>23,580,000</b>	<b>24,660,000</b>

Chapter 0802 - Royal Medical Services

**1210 Program Secondary Health Care**

**Key Performance Indicators for Program**

Performance Measurement Indicator	Base Year	Value	Actual value	Target value	Preliminary Self Evaluation	Target Value			
			2024	2025		2025	2026	2027	2028
1	Percentage of doctor per bed.	2017	1:2.1	1:1.4	1:1.5	1:1.5	1:1.7	1:1.9	1:2.1
2	Percentage of occupancy in the hospitals.	2017	%70	%63	%62	%62	%61	%60	%60

**Appropriations 1210 Program Secondary Health Care Per Activities and Projects**

(In JDs)

Activities and Projects	Actual 2024	Estimated 2025	Re-estimated 2025	Estimated 2026	Indicative 2027 2028	
<b>Current Expenditures</b>	0	0	0	0	0	0
<b>Capital Expenditures</b>	56,535,000	59,025,000	59,025,000	63,000,000	65,500,000	68,500,000
009 Establishing and equipping Ma'an Military Hospital/ Al-Hussein Bin Talal University	8,000,000	10,000,000	10,000,000	15,500,000	16,000,000	16,500,000
015 Rehabilitating and maintaining Al-Hussein Medical City	5,000,000	5,000,000	5,000,000	6,000,000	6,000,000	6,000,000
018 Modernizing the machines, equipment and supplies	21,000,000	13,625,000	13,625,000	14,000,000	14,500,000	15,000,000
019 Establishing and equipping Prince Hashem bin Al-Hussein Hospital / Zarqa	5,000,000	10,000,000	10,000,000	4,000,000	4,000,000	4,000,000
020 Establishing and equipping the specialist building, nuclear medicine and dialysis unit	6,000,000	8,000,000	8,000,000	4,000,000	4,000,000	4,000,000
021 Al Hussein Operations project	8,000,000	6,000,000	6,000,000	12,000,000	12,000,000	12,000,000
022 Rehabilitating Al-Hussein Hospital Divisions.	1,000,000	1,000,000	1,000,000	2,000,000	2,500,000	3,000,000
024 Prince Ali bin Al Hussein hospital	1,000,000	500,000	500,000	500,000	500,000	1,000,000
025 Prince Zeid Bin Al Hasan Hospital	0	900,000	900,000	500,000	1,000,000	1,500,000
027 Main power station project/Obstetrics and Gynecology Hospital	660,000	0	0	0	0	0
028 Enlargement and rehabilitation of the Queen Alia Center for Cardiology and Surgery	850,000	1,000,000	1,000,000	1,000,000	1,000,000	1,000,000
029 Establishing officers' sleeping accommodations and nursery of Al Hussein Medical City.	0	3,000,000	3,000,000	1,000,000	1,000,000	1,000,000
030 Project to construct an administrative building for Princess Aisha bint Al Hussein Complex	0	0	0	500,000	1,000,000	1,500,000
031 Expanding and modernizing Prince Rashid bin Al Hassan Hospital and Project / Irbid-Edoun	0	0	0	2,000,000	2,000,000	2,000,000
701 Studies and designs for the establishment of a comprehensive military health centre for the children of Marigah/Ma'an governorate.	25,000	0	0	0	0	0
<b>Program / Treasury</b>	56,535,000	59,025,000	59,025,000	63,000,000	65,500,000	68,500,000
<b>Total Program</b>	56,535,000	59,025,000	59,025,000	63,000,000	65,500,000	68,500,000

# Capital Expenditures According to Program and Projects for the Years 2024 - 2028

Chapter : 0802 Royal Medical Services

( In JDs )

Group		item	Description	Actual 2024	Estimated 2025	Re-estimated 2025	Estimated 2026	Indicative 2027	Indicative 2028
<b>Program 1210 Secondary Health Care</b>									
<b>Project 009 Establishing and equipping Ma'an Military Hospital/ Al-Hussein Bin Talal University</b>									
<b>Fund Source 102001 Capital (Treasury)</b>									
<b>31 Non-financial Assets</b>									
<b>3111 Buildings and Constructions</b>									
508 Works and Constructions									
008 Construction of hospitals									
<b>Total of Item</b>				8000000	10000000	10000000	9500000	10000000	10500000
<b>3112 Devices, Machinery and Equipment</b>									
505 Equipment, Machines and Devices									
002 Medical devices and equipment									
<b>Total of Item</b>				0	0	0	6000000	6000000	6000000
<b>Total of Project / Treasury</b>				8000000	10000000	10000000	15500000	16000000	16500000
<b>Project 015 Rehabilitating and maintaining Al-Hussein Medical City</b>									
<b>Fund Source 102001 Capital (Treasury)</b>									
<b>22 Use of Goods and Services</b>									
<b>2211 Use of Goods and Services</b>									
510 Buildings and facilities repair and maintenance									
008 Buildings and facilities maintenance									
<b>Total of Item</b>				5000000	5000000	5000000	6000000	6000000	6000000
<b>Total of Project / Treasury</b>				5000000	5000000	5000000	6000000	6000000	6000000
<b>Project 018 Modernizing the machines, equipment and supplies</b>									
<b>Fund Source 102001 Capital (Treasury)</b>									
<b>31 Non-financial Assets</b>									
<b>3112 Devices, Machinery and Equipment</b>									
505 Equipment, Machines and Devices									
002 Medical devices and equipment									
<b>Total of Item</b>				6000000	4000000	4000000	0	0	0
506 Vehicles and Equipment									
012 Ambulances									
<b>Total of Item</b>				3000000	2000000	2000000	2000000	2000000	2000000
<b>3113 Other Fixed Assets</b>									
511 Equipping and furnishing									
004 Furniture and medical equipment									
<b>Total of Item</b>				6000000	3625000	3625000	4000000	4000000	4000000
<b>3122 Inventories</b>									
503 Materials and supplies									
005 Medical supplies and spare parts									
<b>Total of Item</b>				6000000	4000000	4000000	8000000	8500000	9000000
<b>Total of Project / Treasury</b>				21000000	13625000	13625000	14000000	14500000	15000000

# Capital Expenditures According to Program and Projects for the Years 2024 - 2028

Chapter : 0802 Royal Medical Services

( In JDs )

Program 1210 Secondary Health Care								
Project 019 Establishing and equipping Prince Hashem bin Al-Hussein Hospital / Zarqa								
Fund Source 102001 Capital (Treasury)								
Group	item	Description	Actual 2024	Estimated 2025	Re-estimated 2025	Estimated 2026	Indicative 2027	Indicative 2028
<b>31</b>		<b>Non-financial Assets</b>						
<b>3111</b>		Buildings and Constructions						
	508	Works and Constructions						
	008	Construction of hospitals	0	4000000	4000000	4000000	4000000	4000000
		<b>Total of Item</b>	0	4000000	4000000	4000000	4000000	4000000
<b>3112</b>		Devices, Machinery and Equipment						
	505	Equipment, Machines and Devices						
	002	Medical devices and equipment	0	2000000	2000000	0	0	0
		<b>Total of Item</b>	0	2000000	2000000	0	0	0
<b>3113</b>		Other Fixed Assets						
	511	Equipping and furnishing						
	001	Furnishing and equipping hospitals	5000000	4000000	4000000	0	0	0
		<b>Total of Item</b>	5000000	4000000	4000000	0	0	0
		<b>Total of Project / Treasury</b>	5000000	10000000	10000000	4000000	4000000	4000000
Project 020 Establishing and equipping the specialist building, nuclear medicine and dialysis unit								
Fund Source 102001 Capital (Treasury)								
Group	item	Description	Actual 2024	Estimated 2025	Re-estimated 2025	Estimated 2026	Indicative 2027	Indicative 2028
<b>31</b>		<b>Non-financial Assets</b>						
<b>3111</b>		Buildings and Constructions						
	508	Works and Constructions						
	013	Construction of buildings	4000000	5000000	5000000	4000000	4000000	4000000
		<b>Total of Item</b>	4000000	5000000	5000000	4000000	4000000	4000000
<b>3112</b>		Devices, Machinery and Equipment						
	505	Equipment, Machines and Devices						
	002	Medical devices and equipment	2000000	3000000	3000000	0	0	0
		<b>Total of Item</b>	2000000	3000000	3000000	0	0	0
		<b>Total of Project / Treasury</b>	6000000	8000000	8000000	4000000	4000000	4000000
Project 021 Al Hussein Operations project								
Fund Source 102001 Capital (Treasury)								
Group	item	Description	Actual 2024	Estimated 2025	Re-estimated 2025	Estimated 2026	Indicative 2027	Indicative 2028
<b>31</b>		<b>Non-financial Assets</b>						
<b>3111</b>		Buildings and Constructions						
	508	Works and Constructions						
	013	Construction of buildings	5000000	3000000	3000000	7000000	7000000	7000000
		<b>Total of Item</b>	5000000	3000000	3000000	7000000	7000000	7000000
<b>3113</b>		Other Fixed Assets						
	511	Equipping and furnishing						
	004	Furniture and medical equipment	3000000	3000000	3000000	5000000	5000000	5000000
		<b>Total of Item</b>	3000000	3000000	3000000	5000000	5000000	5000000
		<b>Total of Project / Treasury</b>	8000000	6000000	6000000	12000000	12000000	12000000

# Capital Expenditures According to Program and Projects for the Years 2024 - 2028

Chapter : 0802 Royal Medical Services

( In JDs )

<b>Program</b>		1210 Secondary Health Care						
<b>Project</b>		022 Rehabilitating Al-Hussein Hospital Divisions.						
<b>Fund Source</b>		102001 Capital (Treasury)						
Group	item	Description	Actual 2024	Estimated 2025	Re-estimated 2025	Estimated 2026	Indicative 2027	Indicative 2028
31		Non-financial Assets						
3111		Buildings and Constructions						
	508	Works and Constructions						
	014	Buildings additions	1000000	1000000	1000000	2000000	2500000	3000000
<b>Total of Item</b>			1000000	1000000	1000000	2000000	2500000	3000000
<b>Total of Project / Treasury</b>			1000000	1000000	1000000	2000000	2500000	3000000
<b>Project</b>		024 Prince Ali bin Al Hussein hospital						
<b>Fund Source</b>		102001 Capital (Treasury)						
Group	item	Description	Actual 2024	Estimated 2025	Re-estimated 2025	Estimated 2026	Indicative 2027	Indicative 2028
31		Non-financial Assets						
3111		Buildings and Constructions						
	508	Works and Constructions						
	014	Buildings additions	1000000	500000	500000	500000	500000	1000000
<b>Total of Item</b>			1000000	500000	500000	500000	500000	1000000
<b>Total of Project / Treasury</b>			1000000	500000	500000	500000	500000	1000000
<b>Project</b>		025 Prince Zeid Bin Al Hasan Hospital						
<b>Fund Source</b>		102001 Capital (Treasury)						
Group	item	Description	Actual 2024	Estimated 2025	Re-estimated 2025	Estimated 2026	Indicative 2027	Indicative 2028
31		Non-financial Assets						
3111		Buildings and Constructions						
	508	Works and Constructions						
	013	Construction of buildings	0	900000	900000	500000	1000000	1500000
<b>Total of Item</b>			0	900000	900000	500000	1000000	1500000
<b>Total of Project / Treasury</b>			0	900000	900000	500000	1000000	1500000
<b>Project</b>		027 Main power station project/Obstetrics and Gynecology Hospital						
<b>Fund Source</b>		102001 Capital (Treasury)						
Group	item	Description	Actual 2024	Estimated 2025	Re-estimated 2025	Estimated 2026	Indicative 2027	Indicative 2028
31		Non-financial Assets						
3112		Devices, Machinery and Equipment						
	505	Equipment, Machines and Devices						
	023	Electrical devices and equipment	660000	0	0	0	0	0
<b>Total of Item</b>			660000	0	0	0	0	0
<b>Total of Project / Treasury</b>			660000	0	0	0	0	0
<b>Project</b>		028 Enlargement and rehabilitation of the Queen Alia Center for Cardiology and Surgery						
<b>Fund Source</b>		102001 Capital (Treasury)						
Group	item	Description	Actual 2024	Estimated 2025	Re-estimated 2025	Estimated 2026	Indicative 2027	Indicative 2028
31		Non-financial Assets						
3111		Buildings and Constructions						
	508	Works and Constructions						
	014	Buildings additions	850000	1000000	1000000	1000000	1000000	1000000
<b>Total of Item</b>			850000	1000000	1000000	1000000	1000000	1000000
<b>Total of Project / Treasury</b>			850000	1000000	1000000	1000000	1000000	1000000

# Capital Expenditures According to Program and Projects for the Years 2024 - 2028

Chapter : 0802 Royal Medical Services

( In JDs )

<b>Program</b> 1210 Secondary Health Care								
<b>Project</b> 029 Establishing officers' sleeping accommodations and nursery of Al Hussein Medical City.								
<b>Fund Source</b> 102001 Capital (Treasury)								
Group	item	Description	Actual 2024	Estimated 2025	Re-estimated 2025	Estimated 2026	Indicative 2027	Indicative 2028
31		Non-financial Assets						
3111		Buildings and Constructions						
	508	Works and Constructions						
	013	Construction of buildings	0	3000000	3000000	1000000	1000000	1000000
<b>Total of Item</b>			0	3000000	3000000	1000000	1000000	1000000
<b>Total of Project / Treasury</b>			0	3000000	3000000	1000000	1000000	1000000
<b>Project</b> 030 Project to construct an administrative building for Princess Aisha bint Al Hussein Complex								
<b>Fund Source</b> 102001 Capital (Treasury)								
Group	item	Description	Actual 2024	Estimated 2025	Re-estimated 2025	Estimated 2026	Indicative 2027	Indicative 2028
31		Non-financial Assets						
3122		Inventories						
	503	Materials and supplies						
	001	Computer supplies and accessories	0	0	0	500000	1000000	1500000
<b>Total of Item</b>			0	0	0	500000	1000000	1500000
<b>Total of Project / Treasury</b>			0	0	0	500000	1000000	1500000
<b>Project</b> 031 Expanding and modernizing Prince Rashid bin Al Hassan Hospital and Project / Irbid-Edoun								
<b>Fund Source</b> 102001 Capital (Treasury)								
Group	item	Description	Actual 2024	Estimated 2025	Re-estimated 2025	Estimated 2026	Indicative 2027	Indicative 2028
31		Non-financial Assets						
3122		Inventories						
	503	Materials and supplies						
	001	Computer supplies and accessories	0	0	0	2000000	2000000	2000000
<b>Total of Item</b>			0	0	0	2000000	2000000	2000000
<b>Total of Project / Treasury</b>			0	0	0	2000000	2000000	2000000
<b>Project</b> 701 Studies and designs for the establishment of a comprehensive military health centre for the children of Marigah/Ma'an governorate.								
<b>Fund Source</b> 102001 Capital (Treasury)								
Group	item	Description	Actual 2024	Estimated 2025	Re-estimated 2025	Estimated 2026	Indicative 2027	Indicative 2028
28		Other Expenditures						
2822		Other Capital Expenditures						
	504	Studies, Research and Consultations						
	017	Construction studies	25000	0	0	0	0	0
<b>Total of Item</b>			25000	0	0	0	0	0
<b>Total of Project / Treasury</b>			25000	0	0	0	0	0
<b>Total of Program</b>			56535000	59025000	59025000	63000000	65500000	68500000
<b>Total of Chapter</b>			73025000	73025000	73025000	78500000	81500000	85000000

## Chapter : 0901 Jordan Royal Geographical Center

**Creation :** The Royal Jordanian Geographic Center was established in 1975 under Law No. (18) of 1986.

**Vision :** Leadership and excellence in geospatial and space sciences regionally and internationally .

**Mission :** We provide geospatial maps and data to achieve sustainable development and defence purposes by carrying out space work, aerospace and space imagery, training, rehabilitation and dissemination of knowledge in accordance with best practices.

**Legal Framework :** The Royal Jordanian Geographical Centre was established in 1975 pursuant to Law No. 42 of 1975, which was amended and was subsequently replaced by Law No. 18 of 1986, under which the Center currently operates.

**Priorities and targeted results within the determined ceilings for the years 2026 - 2028 :**

**First Priority :**

- Updating and sustaining geospatial data.

**Key procedures to achieve the first priority :**

- Purchasing computers of all kinds.
- Software update.
- Activation of the training plan for staff qualification.

**First Priority Outcomes :**

- Developing the technical divisions through purchasing different devices and software.
- Training and qualifying employees.
- Automating some of the Center's services.

**First priority-related program :**

- Administration and Support Services.
- Maps and Charts Production Program.

**Second Priority :**

- Building and developing digital infrastructure.

**Key procedures to achieve the second priority :**

- Seeking the assistance of the Ministry of Digital Economy and Entrepreneurship to obtain technical support to complete the work of re-engineering procedures and digital transformation of services.

**Second Priority Outcomes :**

- Improving and streamlining procedures.
- Reducing time, effort and cost on employee and service recipient.

**Second priority-related program :**

- Maps and Charts Production Program.

**Priority of climate change :**

- Rationalizing energy consumption.

**Key procedures to achieve climate change-related priority :**

- Obtaining approval to purchase electric cars.

**The following outcomes are expected to be achieved for the priority of climate change :**

- Installing solar cells third stage.
- Purchasing electrical cars.

**Program of climate change-related priority :**

- Maps and Charts Production Program.

**Tasks of the Ministry / Department :**

- Establishing and sustaining the geodesic network and all high degrees triangles points to the third degree which cover the Kingdom of Jordan with all its implementation phases.
- Providing the Lands and Survey Department with the necessary information to assist it in preparing cadastral maps (detailed one for property and real estate).
- Producing topographic maps of various scales for defense and development requirements.
- Producing specialized maps for all ministries and government departments and institutions.
- Sustaining and reviewing various maps.
- Providing the ministries and government departments with required cadastral information in order to perform their projects.
- Performing aerial photography according to the required standards for all ministries and government and private institutions.
- Advising the ministries and institutions on all what is related to training of technicians, supply and use machines and equipment in all affairs related to survey and maps production.
- Developing the survey arts for the purposes of making maps.
- Establishing a map library in which all the geographical information requested or needed by the official authorities are available.
- Training sufficient numbers of technicians to meet the needs of the center, ministries, departments and governmental and private institutions.
- Preserving the information security.

**The National objectives that the Ministry / Department contributes to achieving :**

- Protecting and sustaining stability.
- Jordanian youth which are positive actors in public life, pioneers of discourse, thought and culture, contributing to the building of a State based on justice, the rule of law and equal opportunities, pioneers of economy and creativity, complementary to the path of sustainable development.
- Developing Jordan to be a regional industry through outstanding and highly valuable products.
- Consolidating Jordan's status as a major destination for tourism and film production.
- Preparing talents to keep up with the requirements and functions of the future.
- Improving the use and sustainability of Jordan's natural resources.
- Improving the quality of life of Jordanians through the development and implementation of comprehensive life concepts centred on citizens and the environment.
- Reengineering the procedures of government operations to streamline, lean and automate as much as possible within and between institutions.
- Maintaining continuous updating and improvement at the service level.
- Achieving a modern and enabling work environment that provides opportunities for promotion and career and professional growth and enhances the culture of accountability and motivation related to performance and achieving results, which contributes to attracting and retaining competencies and improving the level of employee satisfaction.
- Institutional energies to lead and adopt change and enhance commitment to institutional values.

**The most important issues and challenges facing the Ministry / Department :**

- Information security and that information is not leaked.
- Inability to keep pace with modern and rapid technologies in the field of software, geospatial devices and information technology because of the limited budget of geographical center and the inability to participate in the qualification and training of technicians in the Center.
- Overlapping between several parties in the role of the Jordan Royal Geographic Center.
- Difficulty of compensating specialized technical competencies in the field of survey sciences due to their braindrain
- Apparent variation in incentives and privileges for employees in the same disciplines compared to their counterparts in some other ministries.

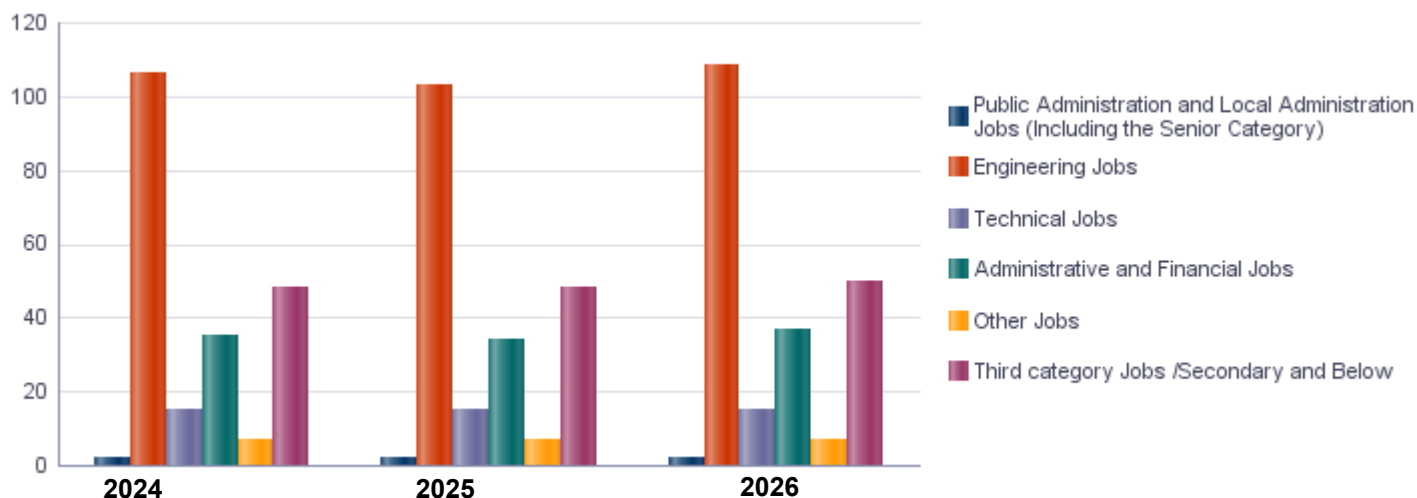
## Chapter : 0901 Jordan Royal Geographical Center

### Strategic goals of the Ministry/ Department/ Unit and Performance Measurement Indicators

Strategic Objective	Performance Indicator	Base year	Value	Actual Value	Target Value	Preliminary Self Evaluation	Target Value			
				2024	2025	2025	2026	2027	2028	
				1 - Maintaining and updating geospatial databases for all uses.	1	Percentage of updated data volume.	2021	%67	%93	-
	2	Percentage of updated maps.	2021	%24	%80	%100	%85	%88	%90	%92
	3	Area covered by the air and space images modified annually (km2).	2021	3500	13500	25000	20000	25000	25000	25000
	4	Percentage of executed service requests.	2024	%56	%56	%60	%60	%65	%70	%75
2 - Automating technical and administrative services and procedures.	1	Percentage of automated services.	2021	%44	%52	%80	%60	%70	%80	%90
	2	Percentage of service recipients satisfaction with provided services procedures.	2021	%87.7	%95.5	-	-	-	-	-
	3	Percentage of service recipient satisfaction (annual).	2021	%89.9	%95.3	%97	%95.7	%96	%96.5	%97
3 - Disseminating knowledge in spatial and geosciences locally and regionally.	1	Number of training courses held locally and regionally.	2021	20	55	45	45	50	55	55
	2	Number of students graduating from the College.	2021	22	36	45	45	50	50	50
	3	Percentage of satisfaction with the electronic site.	2021	%68	%90	%80	%91	%91.5	%92	%92.5
4 - Increasing capacity and efficiency of human and financial resources	1	Percentage of total spending from the Center's budget.	2021	%93.5	%69.8	%98	%97	%98	%99	%100
	2	Percentage of job satisfaction (measured annually).	2021	%71.2	%74.47	%79	%77	%78	%79	%80
	3	Percentage of trained and qualified human cadres.	2021	%60.5	%58.32	%70	%66	%70	%73	%75

### Number of Staff in the Ministry/ Department/ Unit

Group	Job	2024			2025			Preliminary 2026		
		Male	Female	Total	Male	Female	Total	Male	Female	Total
		Public Administration and Local Administration Jobs (Including the Senior Category)	Director General, Deputy Director	2	0	2	2	0	2	2
Engineering Jobs	Director, Section Head, Engineer	66	40	106	65	38	103	68	40	108
Technical Jobs	Director, Section Head, Technician	10	5	15	10	5	15	10	5	15
Administrative and Financial Jobs	Section Head, Administrative	26	9	35	25	9	34	27	10	37
Other Jobs	Translator, Researcher	6	1	7	6	1	7	6	1	7
Third category Jobs /Secondary and Below	Office Boy, Driver, Dispatcher	43	5	48	43	5	48	45	5	50
<b>Total</b>		<b>153</b>	<b>60</b>	<b>213</b>	<b>151</b>	<b>58</b>	<b>209</b>	<b>158</b>	<b>61</b>	<b>219</b>
<b>Total Cost of Salaries</b>		<b>1207829</b>	<b>463935</b>	<b>1671764</b>	<b>1557684</b>	<b>598316</b>	<b>2156000</b>	<b>1598144</b>	<b>613856</b>	<b>2212000</b>



### Most notable information about the Ministry/Department/Unit

No.	Description	2022	2023	2024	2025	2026
1	Number of maps and atlases produced annually and commercial and advertising publications.	100180	174372	302099	331450	200000
2	The area of modified aerial and satellite images produced annually km2	6500	25000	13000	36000	20000

## Chapter : 0901 Jordan Royal Geographical Center

( In JDs )

Current Activities Appropriations According to Program								
Prog.	Activites		Actual	Estimated	Re-estimated	Estimated	Indicative	Indicative
			2024	2025	2025	2026	2027	2028
1301	601	Administrative and Support Services	1187997	1600000	1346000	1786000	1827000	1869000
	602	Geographic surveys and maps production	1042681	1153000	1036000	1070000	1066000	1061000
	Total of Program		2230678	2753000	2382000	2856000	2893000	2930000
Total		2230678	2753000	2382000	2856000	2893000	2930000	

Capital Projects Appropriations According to Program								
Prog.	Projects		Actual	Estimated	Re-estimated	Estimated	Indicative	Indicative
			2024	2025	2025	2026	2027	2028
1305	001	Production of Maps and Charts Program Administration Project	207144	349000	230000	229000	260000	260000
	002	Demarcation and maintenance of the borders	54612	246000	175000	146000	175000	175000
	006	Arabic Division of Experts in Geographic Names	0	25000	15000	15000	25000	25000
	012	Cadastral Networks	0	130000	25000	25000	30000	30000
	013	Digital Transformation	0	0	0	35000	35000	35000
	Total of Program		261756	750000	445000	450000	525000	525000
Total		261756	750000	445000	450000	525000	525000	

**Overall Summary of Expenditures for Chapter 0901- Jordan Royal Geographical Center  
for the Years 2024 - 2028**

( In JDs )

Description	Actual	Estimated	Re-estimated	Estimated	Difference between estimated 2026 and re-estimated 2025	Indicative	
	2024	2025	2025	2026		2027	2028
Current Expenditure	2,230,678	2,753,000	2,382,000	2,856,000	474,000	2,893,000	2,930,000
Capital Expenditure	261,756	750,000	445,000	450,000	5,000	525,000	525,000
<b>Total current and capital expenditure</b>	<b>2,492,434</b>	<b>3,503,000</b>	<b>2,827,000</b>	<b>3,306,000</b>	<b>479,000</b>	<b>3,418,000</b>	<b>3,455,000</b>

**Most notable differences between estimated appropriations for 2026 and re-estimated for 2025**

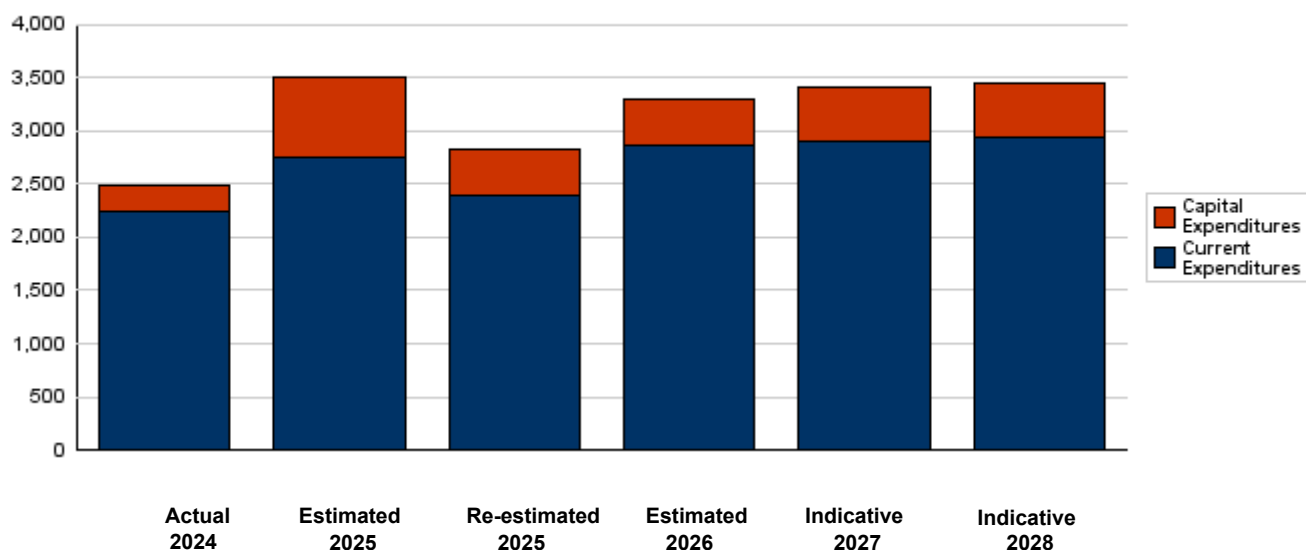
**Current expenditure :**

- Compensation of employees group increased by (411) thousand JDs for the year 2026 higher than its re-estimated level in 2025 to cover the costs of the natural increase in salaries, appointments, new jobs and vacancies.
- Use of goods and services: It increased by (61) thousand JDs for the year 2026 higher than its re-estimated level in 2025, as the increase was concentrated in the fuel and expenses for goods and services item.
- Other expenditures: increased by (2) thousand JDs for the year 2026 higher than their re-estimated level in 2025, as the increase was concentrated in the item of scientific missions and training courses.

**Capital expenditure :**

- The Center's capital project allocations increased by (5) thousand JDs for the year 2026 higher than their re-estimated level in 2025.

( Thousands of JDs )      Graph of the current and capital expenditures for the years 2024 - 2028



## Overall Summary of Current Expenditures for the Years 2024 - 2028

Chapter : 0901 Jordan Royal Geographical Center

( In JDs )

Group	Item	Description	Actual 2024	Estimated 2025	Re-estimated 2025	Estimated 2026	Indicative 2027	Indicative 2028
<b>21</b>		<b>Compensations of Employees</b>						
<b>2111</b>		<b>Salaries, Wages and Allowances</b>						
	101	Classified Employees	19296	22000	21000	21000	20000	19000
	102	Unclassified Employees	248790	265000	245000	262000	258000	253000
	103	Comprehensive Contract Employees	64161	80000	33000	0	0	0
	105	Personal Cost of Living Allowance	237371	246000	227000	235000	229000	223000
	106	Family Cost of Living Allowance	22540	25000	23000	23000	22000	21000
	110	Overtime Allowance	18285	25000	25000	25000	25000	25000
	111	Additional Allowance	300581	330000	305000	335000	329000	324000
	113	Transportation Allowance	22430	27000	24000	25000	26000	27000
	114	Transport Allowance	25340	28000	24000	25000	25000	25000
	116	Employees' Bonuses	438543	440000	440000	465000	465000	465000
	120	Contract Employees	103800	112000	104000	114000	116000	118000
	121	Fixed-term Contract Employees	0	316000	145000	440000	477000	515000
<b>Total</b>			<b>1501137</b>	<b>1916000</b>	<b>1616000</b>	<b>1970000</b>	<b>1992000</b>	<b>2015000</b>
<b>2121</b>		<b>Social Security Contributions</b>						
	301	Social Security	170627	240000	185000	242000	246000	249000
<b>Total</b>			<b>170627</b>	<b>240000</b>	<b>185000</b>	<b>242000</b>	<b>246000</b>	<b>249000</b>
<b>22</b>		<b>Use of Goods and Services</b>						
<b>2211</b>		<b>Use of Goods and Services</b>						
	202	Telecommunications Services	3998	7000	5000	5000	5000	5000
	203	Water	7869	8000	8000	16000	16000	16000
	204	Electricity	37638	48000	48000	60000	65000	70000
	205	Fuels	72376	75000	75000	85000	90000	95000
	206	Maintenance of Machines, furniture and acce	24627	20000	20000	20000	20000	20000
	207	Maintenance of vehicles, equipment and acce	12700	7000	7000	8000	8000	8000
	208	Repair and maintenance of buildings and acc	3671	4000	4000	4000	4000	4000
	209	Stationery, Publications and Office Supplies	11873	6000	6000	7000	7000	7000
	210	Substances and raw materials (medicines, cl	4999	8000	8000	8000	8000	8000
	211	Cleaning services and supplies including cle	71524	70000	70000	70000	70000	70000
	212	Insurance	15988	21000	14000	21000	22000	23000
	213	Official Travel Missions	25938	23000	18000	25000	25000	25000
	214	Goods and services expenses	12851	20000	20000	35000	35000	35000
<b>Total</b>			<b>306052</b>	<b>317000</b>	<b>303000</b>	<b>364000</b>	<b>375000</b>	<b>386000</b>
<b>28</b>		<b>Other Expenditures</b>						
<b>2821</b>		<b>Other Current Expenditures</b>						
	303	Scientific scholarships and training courses	3450	5000	3000	5000	5000	5000
	305	Non-Employees' Bonuses	249412	275000	275000	275000	275000	275000
<b>Total</b>			<b>252862</b>	<b>280000</b>	<b>278000</b>	<b>280000</b>	<b>280000</b>	<b>280000</b>
<b>Total of Chapter</b>			<b>2230678</b>	<b>2753000</b>	<b>2382000</b>	<b>2856000</b>	<b>2893000</b>	<b>2930000</b>

# Overall Summary of Capital Expenditures for the Years 2024 - 2028

Chapter : 0901 Jordan Royal Geographical Center

( In JDs )

Group	Item	Description	Actual 2024	Estimated 2025	Re-estimated 2025	Estimated 2026	Indicative 2027	Indicative 2028
		<b>Expenditures</b>						
22		Use of Goods and Services						
2211		Use of Goods and Services						
	510	Buildings and facilities repair and maintenance	70853	114000	66000	45000	90000	90000
	512	Operating and Sustaining Expenditures	106258	316000	175000	209000	292000	292000
<b>Total</b>			<b>177111</b>	<b>430000</b>	<b>241000</b>	<b>254000</b>	<b>382000</b>	<b>382000</b>
28		<b>Other Expenditures</b>						
2822		Other Capital Expenditures						
	504	Studies, Research and Consultations	0	5000	3000	20000	20000	20000
<b>Total</b>			<b>0</b>	<b>5000</b>	<b>3000</b>	<b>20000</b>	<b>20000</b>	<b>20000</b>
		<b>Fixed Assets</b>						
31		<b>Non-financial Assets</b>						
3112		Devices, Machinery and Equipment						
	505	Equipment, Machines and Devices	82641	185000	100000	61000	87000	87000
	506	Vehicles and Equipment	0	95000	77000	95000	0	0
<b>Total</b>			<b>82641</b>	<b>280000</b>	<b>177000</b>	<b>156000</b>	<b>87000</b>	<b>87000</b>
3113		Other Fixed Assets						
	511	Equipping and furnishing	0	5000	4000	10000	15000	15000
<b>Total</b>			<b>0</b>	<b>5000</b>	<b>4000</b>	<b>10000</b>	<b>15000</b>	<b>15000</b>
3122		Inventories						
	503	Materials and supplies	2004	30000	20000	10000	21000	21000
<b>Total</b>			<b>2004</b>	<b>30000</b>	<b>20000</b>	<b>10000</b>	<b>21000</b>	<b>21000</b>
<b>Total of Chapter</b>			<b>261756</b>	<b>750000</b>	<b>445000</b>	<b>450000</b>	<b>525000</b>	<b>525000</b>

**Appropriations directed for females and child according to chapter : 0901 Jordan Royal  
Geographical Center**

( In JDs )

<b>Description</b>	<b>2024</b>	<b>2025</b>	<b>2026</b>	<b>2027</b>	<b>2028</b>
<b>Females</b>	<b>463,935</b>	<b>598,316</b>	<b>613,856</b>	<b>621,072</b>	<b>628,287</b>
<b>Child</b>	<b>0</b>	<b>0</b>	<b>0</b>	<b>0</b>	<b>0</b>
<b>Appropriations distributed according to population index</b>					
<b>Females</b>	<b>385,715</b>	<b>633,090</b>	<b>514,180</b>	<b>554,600</b>	<b>559,770</b>
<b>Child</b>	<b>295,441</b>	<b>484,920</b>	<b>393,840</b>	<b>424,800</b>	<b>428,760</b>
<b>Total appropriations directed for females</b>	<b>849,650</b>	<b>1,231,406</b>	<b>1,128,036</b>	<b>1,175,672</b>	<b>1,188,057</b>
<b>Total appropriations directed for Child</b>	<b>295,441</b>	<b>484,920</b>	<b>393,840</b>	<b>424,800</b>	<b>428,760</b>

**1301 Program Administration and Support Services**

**Objective of the program :**

This program aims at providing administrative, financial and logistic support to realize strategic objectives for productive and training projects, provide machines and equipment and maintain buildings.

**The strategic objective related to the program :**

- 1- Disseminating knowledge in spatial and geosciences locally and regionally.
- 2- Automating technical and administrative services and procedures.
- 3- Increasing capacity and efficiency of human and financial resources

**Directorates associated with the program :**

- 1- Public Administration.
- 2- Administrative and Financial Affairs.
- 3- Technical Services.
- 4- Internal Control Unit.
- 5- Planning Directorate.

**Services provided by the program :**

- 1- Performing the tasks of expenses disbursement and revenues collection according to the Center's budget.
- 2- Providing the suitable productive environment for technical and administrative employees.
- 3- Training and development of employees.
- 4- Providing various and support administrative services for the purposes of businesses achievement.
- 5- Helping the centers senior management to ensure that the specific goals have been accomplished according to the plans and policies set.
- 6- Preparing for scientific conferences and workshops and receiving delegates from inside and outside the Kingdom.
- 7- Studying and monitoring the productive projects and study agreements.

**Program's main outputs and results during the years (2026 -2028):**

- Improving and simplifying procedures.
- Reducing the time, effort and cost of the employee and the recipient of the service.
- Raising the capabilities and efficiency of human resources.

**The Program's challenges :**

- Lack of human resources.
- Lack of financial resources.

**Actions to address challenges and improve services provided:**

- Training and qualification of employees.
- Optimization of financial resources.
- Searching for new sources of funding such as grants.

**The needs of both genders:**

- 1- Working to address all challenges that hinder both of sexes from assuming leadership positions.
- 2- Promoting both of sexes equality in training opportunities.

**Staff working in the program :**

The program is implemented through a functional staff in 2025 estimated with ( 209 ) staff, including ( 151 ) males and ( 58 ) females .

**Appropriations directed for females and child**

(In JDs)

Description	2024	2025	2026	2027	2028
Females	463,935	598,316	613,856	621,072	628,287
Child	0	0	0	0	0
<b>Appropriations directed according to population index</b>					
Females	262,690	280,590	302,680	307,850	313,020
Child	201,209	214,920	231,840	235,800	239,760
<b>Total appropriations directed for females</b>	<b>726,625</b>	<b>878,906</b>	<b>916,536</b>	<b>928,922</b>	<b>941,307</b>
<b>Total appropriations directed for Child</b>	<b>201,209</b>	<b>214,920</b>	<b>231,840</b>	<b>235,800</b>	<b>239,760</b>

**Chapter 0901 - Jordan Royal Geographical Center**

**1301 Program Administration and Support Services**

**Key Performance Indicators for Program**

Performance Measurement Indicator	Base Year	Value	Actual value	Target value	Preliminary Self Evaluation	Target Value		
			2024	2025	2025	2026	2027	2028
1 Number of training courses held locally and regionally.	2021	20	55	45	45	50	55	55
2 Number of students graduating from the college.	2021	22	36	45	45	50	50	50
3 Satisfaction percentage of the electronic website.	2021	%68	%90	%80	%91	%91.5	%92	%92.5
4 Percentage of gross spending out of the Center's budget.	2021	%93.5	%69.8	%98	%97	%98	%99	%100
5 Percentage of job satisfaction (measured annually).	2021	%71.2	%74.47	%79	%77	%78	%79	%80
6 Percentage of human cadres trained and qualified.	2021	%60.5	%58.32	%70	%66	%70	%73	%75

**Appropriations 1301 Program Administration and Support Services Per Activities and Projects**

(In JDs)

Activities and Projects	Actual 2024	Estimated 2025	Re-estimated 2025	Estimated 2026	Indicative 2027 2028	
<b>Current Expenditures</b>	<b>2,230,678</b>	<b>2,753,000</b>	<b>2,382,000</b>	<b>2,856,000</b>	<b>2,893,000</b>	<b>2,930,000</b>
601 Administrative and Support Services	1,187,997	1,600,000	1,346,000	1,786,000	1,827,000	1,869,000
602 Geographic surveys and maps production	1,042,681	1,153,000	1,036,000	1,070,000	1,066,000	1,061,000
<b>Capital Expenditures</b>	<b>0</b>	<b>0</b>	<b>0</b>	<b>0</b>	<b>0</b>	<b>0</b>
Program / Treasury	0	0	0	0	0	0
<b>Total Program</b>	<b>2,230,678</b>	<b>2,753,000</b>	<b>2,382,000</b>	<b>2,856,000</b>	<b>2,893,000</b>	<b>2,930,000</b>

**Current Expenditures According to Program and Activities for the Years 2024 - 2028**

Chapter : 0901 - Jordan Royal Geographical Center

(In JDs)

Program : 1301 - Administration and Support Services								
Activity : 601 - Administrative and Support Services								
Group	Item	Description	Actual 2024	Estimated 2025	Re-estimated 2025	Estimated 2026	Indicative 2027	Indicative 2028
<b>21</b>		<b>Compensations of Employees</b>						
<b>2111</b>		Salaries, Wages and Allowances						
	101	Classified Employees	16513	19000	18000	21000	20000	19000
	102	Unclassified Employees	133767	149000	138000	144000	142000	140000
	105	Personal Cost of Living Allowance	114193	106000	98000	112000	109000	106000
	106	Family Cost of Living Allowance	12581	11000	10000	12000	11000	10000
	110	Overtime Allowance	13939	17000	17000	17000	17000	17000
	111	Additional Allowance	112853	133000	123000	130000	127000	124000
	113	Transportation Allowance	14450	16000	14000	15000	16000	17000
	114	Transport Allowance	9700	11000	9000	10000	10000	10000
	116	Employees' Bonuses	224420	235000	235000	250000	250000	250000
	120	Contract Employees	37172	0	0	0	0	0
	121	Fixed-term Contract Employees	0	316000	145000	440000	477000	515000
		<b>Total</b>	<b>689588</b>	<b>1013000</b>	<b>807000</b>	<b>1151000</b>	<b>1179000</b>	<b>1208000</b>
<b>2121</b>		Social Security Contributions						
	301	Social Security	88949	140000	108000	141000	143000	145000
		<b>Total</b>	<b>88949</b>	<b>140000</b>	<b>108000</b>	<b>141000</b>	<b>143000</b>	<b>145000</b>
<b>22</b>		<b>Use of Goods and Services</b>						
<b>2211</b>		Use of Goods and Services						
	202	Telecommunications Services	3998	7000	5000	5000	5000	5000
	203	Water	7869	8000	8000	16000	16000	16000
	204	Electricity	37638	48000	48000	60000	65000	70000
	205	Fuels	72376	75000	75000	85000	90000	95000
		001 Heating	33494	30000	30000	34000	36000	38000
		002 Saloon vehicles	38882	45000	45000	51000	54000	57000
	206	Maintenance of Machines, furniture and accessories	24627	20000	20000	20000	20000	20000
	207	Maintenance of vehicles, equipment and accessories	12700	7000	7000	8000	8000	8000
	208	Repair and maintenance of buildings and accessories	3671	4000	4000	4000	4000	4000
	209	Stationery, Publications and Office Supplies	11873	6000	6000	7000	7000	7000
	210	Substances and raw materials (medicines, clothes, food, films, etc..)	4999	8000	8000	8000	8000	8000
	211	Cleaning services and supplies including cleaning contracts	71524	70000	70000	70000	70000	70000
	212	Insurance	15988	21000	14000	21000	22000	23000
	213	Official Travel Missions	25938	23000	18000	25000	25000	25000
	214	Goods and services expenses	12851	20000	20000	35000	35000	35000
		001 Events and hospitality	7824	15000	15000	10000	10000	10000
		121 Administrative expenses	5027	5000	5000	25000	25000	25000
		<b>Total</b>	<b>306052</b>	<b>317000</b>	<b>303000</b>	<b>364000</b>	<b>375000</b>	<b>386000</b>
<b>28</b>		<b>Other Expenditures</b>						
<b>2821</b>		Other Current Expenditures						
	303	Scientific scholarships and training courses	3450	5000	3000	5000	5000	5000
	305	Non-Employees' Bonuses	99958	125000	125000	125000	125000	125000
		<b>Total</b>	<b>103408</b>	<b>130000</b>	<b>128000</b>	<b>130000</b>	<b>130000</b>	<b>130000</b>
		<b>Total of Activity</b>	<b>1187997</b>	<b>1600000</b>	<b>1346000</b>	<b>1786000</b>	<b>1827000</b>	<b>1869000</b>

**Current Expenditures According to Program and Activities for the Years 2024 - 2028**

Chapter : 0901 - Jordan Royal Geographical Center

(In JDs)

Program : 1301 - Administration and Support Services								
Activity : 602 - Geographic surveys and maps production								
Group	Item	Description	Actual 2024	Estimated 2025	Re-estimated 2025	Estimated 2026	Indicative 2027	Indicative 2028
<b>21</b>		<b>Compensations of Employees</b>						
<b>2111</b>		Salaries, Wages and Allowances						
	101	Classified Employees	2783	3000	3000	0	0	0
	102	Unclassified Employees	115023	116000	107000	118000	116000	113000
	103	Comprehensive Contract Employees	64161	80000	33000	0	0	0
	105	Personal Cost of Living Allowance	123178	140000	129000	123000	120000	117000
	106	Family Cost of Living Allowance	9959	14000	13000	11000	11000	11000
	110	Overtime Allowance	4346	8000	8000	8000	8000	8000
	111	Additional Allowance	187728	197000	182000	205000	202000	200000
	113	Transportation Allowance	7980	11000	10000	10000	10000	10000
	114	Transport Allowance	15640	17000	15000	15000	15000	15000
	116	Employees' Bonuses	214123	205000	205000	215000	215000	215000
	120	Contract Employees	66628	112000	104000	114000	116000	118000
		<b>Total</b>	<b>811549</b>	<b>903000</b>	<b>809000</b>	<b>819000</b>	<b>813000</b>	<b>807000</b>
<b>2121</b>		Social Security Contributions						
	301	Social Security	81678	100000	77000	101000	103000	104000
		<b>Total</b>	<b>81678</b>	<b>100000</b>	<b>77000</b>	<b>101000</b>	<b>103000</b>	<b>104000</b>
<b>28</b>		<b>Other Expenditures</b>						
<b>2821</b>		Other Current Expenditures						
	305	Non-Employees' Bonuses	149454	150000	150000	150000	150000	150000
		<b>Total</b>	<b>149454</b>	<b>150000</b>	<b>150000</b>	<b>150000</b>	<b>150000</b>	<b>150000</b>
		<b>Total of Activity</b>	<b>1042681</b>	<b>1153000</b>	<b>1036000</b>	<b>1070000</b>	<b>1066000</b>	<b>1061000</b>
		<b>Total of Program</b>	<b>2230678</b>	<b>2753000</b>	<b>2382000</b>	<b>2856000</b>	<b>2893000</b>	<b>2930000</b>
		<b>Total of Chapter</b>	<b>2230678</b>	<b>2753000</b>	<b>2382000</b>	<b>2856000</b>	<b>2893000</b>	<b>2930000</b>

**1305 Program Production of Maps and Charts**

**Objective of the program :**

This program aims to build the technical and knowledge base to provide information and images necessary for planning, sustainable development and defense purposes.

**The strategic objective related to the program :**

- 1- Maintaining and updating geospatial databases for all uses.
- 2- Disseminating knowledge in spatial and geosciences locally and regionally.
- 3- Automating technical and administrative services and procedures.

**Directorates associated with the program :**

1. Public Administration.
- 2- Modern Applications Directorate.
- 3- Production Directorate.
- 4- Planning Directorate.
- 5- Directorate of Weather and Atmospheric Sciences.

**Services provided by the program :**

- 1- Producing all kinds of modified aerial maps, sketches and photos with high quality and accuracy.
- 2- Qualifying and training the technical cadres in the various survey majors, GIS and remote sensing.
- 3- Conducting all field works related to borders such as identifying and determining points between the Kingdom and neighboring countries and maintaining border pillars continuously.
- 4- Studying and following up productive projects and study agreements.

**Program's main outputs and results during the years (2026 -2028):**

- Working on producing all kinds of maps, charts and aerial images by following up all updates in the field of aerial charts and images.

**The Program's challenges :**

- lack of human resources.
- Lack of financial allocations.
- Inability to keep up with the rapid development of technology.
- Difficulty in compensating specialized technical competencies.

**Actions to address challenges and improve services provided:**

- Optimization of financial resources.
- Qualification and training of technical personnel in various cadastral disciplines, GIS and remote sensing.
- Searching for new sources of funding such as grants.
- Developing and improving aerial photography and map making.
- Maintaining competencies.

**The needs of both genders:**

- 1- Working to increase the participation rate of both of sexes in leadership positions.
- 2- Combating discrimination between sexes.

**Staff working in the program :**

This program is implemented through the Center's staff.

**Appropriations directed for females and child**

(In JDs)

Description	2024	2025	2026	2027	2028
Females	0	0	0	0	0
Child	0	0	0	0	0
<b>Appropriations directed according to population index</b>					
Females	123,025	352,500	211,500	246,750	246,750
Child	94,232	270,000	162,000	189,000	189,000
<b>Total appropriations directed for females</b>	<b>123,025</b>	<b>352,500</b>	<b>211,500</b>	<b>246,750</b>	<b>246,750</b>
<b>Total appropriations directed for Child</b>	<b>94,232</b>	<b>270,000</b>	<b>162,000</b>	<b>189,000</b>	<b>189,000</b>

Chapter 0901 - Jordan Royal Geographical Center

**1305 Program Production of Maps and Charts**

Key Performance Indicators for Program									
Performance Measurement Indicator		Base Year	Value	Actual value	Target value	Preliminary Self Evaluation	Target Value		
				2024	2025		2025	2026	2027
1	Percentage of updated data volume.	2021	%67	%93	-	-	-	-	-
2	Percentage of updated maps.	2021	%24	%80	%100	%85	%88	%90	%92
3	Area covered by the annually amended aerial and satellite images (km2).	2021	3500	13500	25000	20000	25000	25000	25000
4	Percentage of service recipients satisfaction (annual).	2021	%89.9	%95.3	%97	%95.7	%96	%96.5	%97
5	Percentage of automated services.	2021	%44	%52	%80	%60	%70	%80	%90
6	Percentage of recipient's satisfaction with service procedures provided (annual).	2021	%87.7	%95.5	-	-	-	-	-
7	Percentage of executed service requests.	2024	%56	%56	%60	%60	%65	%70	%75

**Appropriations 1305 Program Production of Maps and Charts Per Activities and Projects**

(In JDs)

Activities and Projects		Actual 2024	Estimated 2025	Re-estimated 2025	Estimated 2026	Indicative 2027 2028	
<b>Current Expenditures</b>		0	0	0	0	0	0
<b>Capital Expenditures</b>		261,756	750,000	445,000	450,000	525,000	525,000
001	Production of Maps and Charts Program Administration Project	207,144	349,000	230,000	229,000	260,000	260,000
002	Demarcation and maintenance of the borders	54,612	246,000	175,000	146,000	175,000	175,000
006	Arabic Division of Experts in Geographic Names	0	25,000	15,000	15,000	25,000	25,000
012	Cadastral Networks	0	130,000	25,000	25,000	30,000	30,000
013	Digital Transformation	0	0	0	35,000	35,000	35,000
<b>Program / Treasury</b>		261,756	750,000	445,000	450,000	525,000	525,000
<b>Total Program</b>		261,756	750,000	445,000	450,000	525,000	525,000

# Capital Expenditures According to Program and Projects for the Years 2024 - 2028

Chapter : 0901 Jordan Royal Geographical Center

( In JDs )

Program 1305 Production of Maps and Charts								
Project		001 Production of Maps and Charts Program Administration Project						
Fund Source		102001 Capital (Treasury)						
Group	Item	Description	Actual 2024	Estimated 2025	Re-estimated 2025	Estimated 2026	Indicative 2027	Indicative 2028
22		Use of Goods and Services						
2211		Use of Goods and Services						
	510	Buildings and facilities repair and maintenance						
	008	Buildings and facilities maintenance	70853	103000	59000	40000	70000	70000
		<b>Total of Item</b>	<b>70853</b>	<b>103000</b>	<b>59000</b>	<b>40000</b>	<b>70000</b>	<b>70000</b>
	512	Operating and Sustaining Expenditures						
	008	Qualification and training expenses	8041	10000	7000	7000	15000	15000
	012	Subscriptions, insurances	0	5000	3000	10000	15000	15000
	014	Archiving and documentation	0	1000	1000	0	0	0
	015	Operating systems and software	47805	60000	41000	45000	60000	60000
	035	Technical and administrative support	0	0	0	20000	30000	30000
		<b>Total of Item</b>	<b>55846</b>	<b>76000</b>	<b>52000</b>	<b>82000</b>	<b>120000</b>	<b>120000</b>
28		Other Expenditures						
2822		Other Capital Expenditures						
	504	Studies, Research and Consultations						
	007	Institutional work development studies	0	5000	3000	5000	5000	5000
		<b>Total of Item</b>	<b>0</b>	<b>5000</b>	<b>3000</b>	<b>5000</b>	<b>5000</b>	<b>5000</b>
31		Non-financial Assets						
3112		Devices, Machinery and Equipment						
	505	Equipment, Machines and Devices						
	001	Computers and accessories	75659	30000	30000	10000	15000	15000
	003	Office supplies and equipment	1862	35000	24000	10000	15000	15000
	055	Technical devices	920	20000	5000	5000	8000	8000
		<b>Total of Item</b>	<b>78441</b>	<b>85000</b>	<b>59000</b>	<b>25000</b>	<b>38000</b>	<b>38000</b>
	506	Vehicles and Equipment						
	005	Medium-size passenger buses	0	60000	42000	60000	0	0
		<b>Total of Item</b>	<b>0</b>	<b>60000</b>	<b>42000</b>	<b>60000</b>	<b>0</b>	<b>0</b>
3113		Other Fixed Assets						
	511	Equipping and furnishing						
	009	Office furniture and equipment	0	5000	4000	10000	15000	15000
		<b>Total of Item</b>	<b>0</b>	<b>5000</b>	<b>4000</b>	<b>10000</b>	<b>15000</b>	<b>15000</b>
3122		Inventories						
	503	Materials and supplies						
	001	Computer supplies and accessories	2004	5000	4000	1000	4000	4000
	020	Office supplies	0	10000	7000	6000	8000	8000
		<b>Total of Item</b>	<b>2004</b>	<b>15000</b>	<b>11000</b>	<b>7000</b>	<b>12000</b>	<b>12000</b>
		<b>Total of Project / Treasury</b>	<b>207144</b>	<b>349000</b>	<b>230000</b>	<b>229000</b>	<b>260000</b>	<b>260000</b>

# Capital Expenditures According to Program and Projects for the Years 2024 - 2028

Chapter : 0901 Jordan Royal Geographical Center

( In JDs )

Program 1305 Production of Maps and Charts								
Project		002 Demarcation and maintenance of the borders						
Fund Source		102001 Capital (Treasury)						
Group	item	Description	Actual 2024	Estimated 2025	Re-estimated 2025	Estimated 2026	Indicative 2027	Indicative 2028
22		Use of Goods and Services						
2211		Use of Goods and Services						
	510	Buildings and facilities repair and maintenance						
	008	Buildings and facilities maintenance	0	11000	7000	5000	20000	20000
		<b>Total of Item</b>	0	11000	7000	5000	20000	20000
	512	Operating and Sustaining Expenditures						
	007	Vehicles and equipment maintenance	7895	20000	13000	8000	15000	15000
	008	Qualification and training expenses	0	5000	4000	18000	20000	20000
	015	Operating systems and software	35512	20000	13000	5000	15000	15000
	035	Technical and administrative support	7005	100000	66000	57000	75000	75000
		<b>Total of Item</b>	50412	145000	96000	88000	125000	125000
31		Non-financial Assets						
3112		Devices, Machinery and Equipment						
	505	Equipment, Machines and Devices						
	001	Computers and accessories	4200	20000	13000	2000	9000	9000
	003	Office supplies and equipment	0	5000	4000	3000	5000	5000
	055	Technical devices	0	20000	14000	11000	12000	12000
		<b>Total of Item</b>	4200	45000	31000	16000	26000	26000
	506	Vehicles and Equipment						
	003	Pick-up vehicles	0	35000	35000	35000	0	0
		<b>Total of Item</b>	0	35000	35000	35000	0	0
3122		Inventories						
	503	Materials and supplies						
	001	Computer supplies and accessories	0	5000	3000	1000	2000	2000
	020	Office supplies	0	5000	3000	1000	2000	2000
		<b>Total of Item</b>	0	10000	6000	2000	4000	4000
		<b>Total of Project / Treasury</b>	54612	246000	175000	146000	175000	175000
Project		006 Arabic Division of Experts in Geographic Names						
Fund Source		102001 Capital (Treasury)						
Group	item	Description	Actual 2024	Estimated 2025	Re-estimated 2025	Estimated 2026	Indicative 2027	Indicative 2028
22		Use of Goods and Services						
2211		Use of Goods and Services						
	512	Operating and Sustaining Expenditures						
	008	Qualification and training expenses	0	5000	3000	3000	5000	5000
	012	Subscriptions, insurances	0	5000	3000	4000	5000	5000
	015	Operating systems and software	0	5000	3000	3000	5000	5000
	035	Technical and administrative support	0	5000	3000	4000	5000	5000
		<b>Total of Item</b>	0	20000	12000	14000	20000	20000
31		Non-financial Assets						
3122		Inventories						
	503	Materials and supplies						
	020	Office supplies	0	5000	3000	1000	5000	5000
		<b>Total of Item</b>	0	5000	3000	1000	5000	5000
		<b>Total of Project / Treasury</b>	0	25000	15000	15000	25000	25000

# Capital Expenditures According to Program and Projects for the Years 2024 - 2028

Chapter : 0901 Jordan Royal Geographical Center

( In JDs )

Program 1305 Production of Maps and Charts								
Project		012 Cadastral Networks						
Fund Source		102001 Capital (Treasury)						
Group	Item	Description	Actual 2024	Estimated 2025	Re-estimated 2025	Estimated 2026	Indicative 2027	Indicative 2028
22		Use of Goods and Services						
2211		Use of Goods and Services						
	512	Operating and Sustaining Expenditures						
	015	Operating systems and software	0	45000	10000	10000	12000	12000
	035	Technical and administrative support	0	30000	5000	5000	5000	5000
		<b>Total of Item</b>	0	75000	15000	15000	17000	17000
31		Non-financial Assets						
3112		Devices, Machinery and Equipment						
	505	Equipment, Machines and Devices						
	001	Computers and accessories	0	15000	3000	5000	7000	7000
	055	Technical devices	0	40000	7000	5000	6000	6000
		<b>Total of Item</b>	0	55000	10000	10000	13000	13000
		<b>Total of Project / Treasury</b>	0	130000	25000	25000	30000	30000
Project		013 Digital Transformation						
Fund Source		102001 Capital (Treasury)						
Group	Item	Description	Actual 2024	Estimated 2025	Re-estimated 2025	Estimated 2026	Indicative 2027	Indicative 2028
22		Use of Goods and Services						
2211		Use of Goods and Services						
	512	Operating and Sustaining Expenditures						
	008	Qualification and training expenses	0	0	0	5000	5000	5000
	015	Operating systems and software	0	0	0	5000	5000	5000
		<b>Total of Item</b>	0	0	0	10000	10000	10000
28		Other Expenditures						
2822		Other Capital Expenditures						
	504	Studies, Research and Consultations						
	007	Institutional work development studies	0	0	0	15000	15000	15000
		<b>Total of Item</b>	0	0	0	15000	15000	15000
31		Non-financial Assets						
3112		Devices, Machinery and Equipment						
	505	Equipment, Machines and Devices						
	001	Computers and accessories	0	0	0	10000	10000	10000
		<b>Total of Item</b>	0	0	0	10000	10000	10000
		<b>Total of Project / Treasury</b>	0	0	0	35000	35000	35000
		<b>Total of Program</b>	261756	750000	445000	450000	525000	525000
		<b>Total of Chapter</b>	261756	750000	445000	450000	525000	525000

## Chapter : 1001 Ministry of Interior

**Creation :** The Ministry of Interior was established with formation of the first central government in the east of Jordan in 1921.

**Vision :** Regionally distinctive society in terms of security and developmental progress.

**Mission :** A government department working effectively and efficiently, to promote the level of provided security, administrative and developmental services to enhance security, general system and rule of law, speed of its application, providing appropriate developmental environment through a qualified functional staff in cooperation and coordination with all partners.

**Legal Framework :** Administrative Organization Bylaw of the Ministry of Interior No. (10) for the year 2019.

**Priorities and targeted results within the determined ceilings for the years 2026 - 2028 :**

**First Priority :**

- Promoting security stability, community peace and public safety.

**Key procedures to achieve the first priority :**

- The clan evacuation (Jalwa) Document was issued and applied, to mitigate the negative effects on the perpetrator's family, such as limiting the (Jalwa) to males only and that the place of (Jalwa) is within the province, and to end this phenomenon, which was detrimental to many citizens.
- The Ministry of Interior Workers' Manual was prepared to deal with cases of gender-based violence, domestic violence and child protection within the national framework for the protection of families from violence in coordination and cooperation with the National Council for the Protection of Families and with the support of UNHCR.
- Several training courses and workshops were held to strengthen and build the capacity of administrative governors and Ministry's staff within the national framework for the protection of families from violence.
- The draft framework law for the management, control and inspection of hazardous substances has been prepared to reduce accidents of chemicals and reduce their risk to the environment, pending its approval by the Lower House.
- The Directorate of Security Affairs has implemented a project to prepare a risk management strategy for combating money laundering and terrorist financing for the sector selling jewellery and precious metals at an achievement rate of (90%), to promote security stability, community peace and public safety for the purpose of improving Jordan's position on the List of Countries Combating Money Laundering and Terrorist Financing and contributing to protecting the Kingdom from this threat. Jordan succeeded in graduating from the list of high-risk grey countries, in accordance with FATF standards.

**First Priority Outcomes :**

- Settling outstanding tribal issues.
- Alleviating the social and economic impacts of clan evacuation (Jalwa).
- Contributing to reducing issues of community violence and reducing the number of violations related to public safety, traffic and the environment.
- Limiting the number of violations related to public safety and environment.
- Strengthening preventive public safety measures by inspecting buildings at risk of collapse and taking the necessary measures in this regard.
- Strengthening Jordan's position in accordance with the financial labour standards associated with managing the risks of money laundering and terrorist financing, as Jordan succeeded in graduating from the list of (high-risk) grey countries.

**First priority-related program :**

- Administration and Support Services.

## **Second Priority :**

- Promoting the institutional capacities of the administrative governors and the Ministry's employees.

## **Key procedures to achieve the second priority :**

- (63) courses were held during the period from 1/1/2025 to 30/6/2025 to enhance the capabilities of administrative governors and employees in all aspects of the work of the Ministry of Interior (Crime Prevention Law, Nationality, Strategic Planning, Skills in Dealing with Service Recipients, Combating Money Laundering, Concepts of Human Rights and Human Trafficking, Domestic Violence, Change and Innovation Management, Policy Drawing and Decision Making, Cybersecurity, Institutional Excellence, Legal Framework for International Asylum). (1166) employees from various job levels participated in it.
- With regard to closing the shortage of staff, the recruitment procedure in the Ministry is carried out through coordination with the Service and Public Administration Commission and the appointment is based on the names nominated by the Commission in accordance with the followed appointment procedure. (30) employees were appointed during the year of 2024 from different occupational categories.
- Approximately (200) maintenance requests were implemented during the year 2025 at the Ministry's center and administrative units, and these requests are represented in terms of renewing maintenance contracts and concluding new agreements in addition to regular maintenance requests.

## **Second Priority Outcomes :**

- Involving the targeted number of employees in the training programs
- Filling the shortage targeted in the number of functional staff.
- Implementing the targeted maintenance and buildings projects.

## **Second priority-related program :**

- Administration and Support Services.

## **Third Priority :**

- Developing the supportive environment to reach electronic government.

## **Key procedures to achieve the third priority :**

- Converting all the (52) services provided by the Ministry into electronic services and launching them and making them available to the recipients of the service, to become the first ministry to end the conversion of its services to electronic services.
- The implementation of electronic services for smartphones of the Ministry has achieved the result of the best government application for the evaluation of the government hidden shopper.
- A project was implemented to complete the activation of the Ministry's internal regulations and make the necessary amendments to them for the purposes of simplifying procedures, controlling expenses, saving time and effort, providing optimal service to the service recipient, and completing the automation of the services of directorates and administrative centers.
- Completion of the construction of the system for determining administrative boundaries and output maps (GIS).
- Completion of the unified digital geographic addressing project.

## **Third Priority Outcomes :**

- Converting the targeted services provided by governorates' centers into electronic services.
- Minimizing time, effort and cost on service recipients.
- Improving the organizational performance of the governorates' centers.

**Third priority-related program :**

- Administration and Support Services.

**Tasks of the Ministry / Department :**

- Taking the necessary actions and measures to preserve security, public order, decency and safety and preventing crimes and working to prevent them from occurring.
- Affirming the principle of the rule of law and preserve the prestige of the State in a manner that is not incompatible with the independence of the judiciary and public freedoms.
- Promoting national unity and the values of loyalty and belonging among citizens.
- Protecting the public freedoms and human rights within the constitution and applicable legislations.
- Supervising and inspecting reform and rehabilitation centers.
- Granting security licenses and approvals requiring the Ministry's approval and developing instructions, foundations, measures and procedures.
- Considering applications for the granting of Jordanian citizenship, the renunciation and restoration of Jordanian nationality, the granting and renewal of temporary Jordanian passports for humanitarian and special situations and the regulation of the entry and residence of foreigners in the Kingdom.
- Concluding agreements to strengthen security cooperation, civil protection and civil defence
- Providing public services to citizens in all regions of the Kingdom through administrative units and in coordination with all relevant institutions and agencies.
- Supervising the implementation of the State's general policy and taking the necessary measures to ensure its implementation, including coordination with State institutions and civil society institutions.
- Participating in the development of the Kingdom's traffic safety policy.
- Supervising various activities and events, taking into account the provisions of the Public Meetings Law.
- Supervising, following up and monitoring the work of associations and bodies within the Ministry's competence.
- Managing and Coordinating the affairs of refugee in the Kingdom.
- Monitoring the implementation of capital projects for governorates throughout the Kingdom.
- Studying the demands and needs of citizens and nominating them as development and investment projects.
- Participating in the preparation of development strategies, plans and budgets and following-up of their implementation.

**The National objectives that the Ministry / Department contributes to achieving :**

- Keeping society safe and stable.
- Promoting the use of urban planning tools.
- Improving the public administration system
- Reengineering government operations procedures to streamline, lean, automate and sustain continuous improvement of services.
- Integrated and interconnected government services that are easily accessible.
- Complete digital transformation of government services.

**The most important issues and challenges facing the Ministry / Department :**

- **Regional security, political and economic instability.**
- **High rates of poverty and unemployment and their impact on crime and community violence.**
- **Prevalence of drug abuse, trafficking and smuggling.**
- **Phenomenon of societal violence.**
- **Scarcity of financial and human resources in the Ministry.**
- **Spread of disturbing phenomena for public comfort and reassurance.**

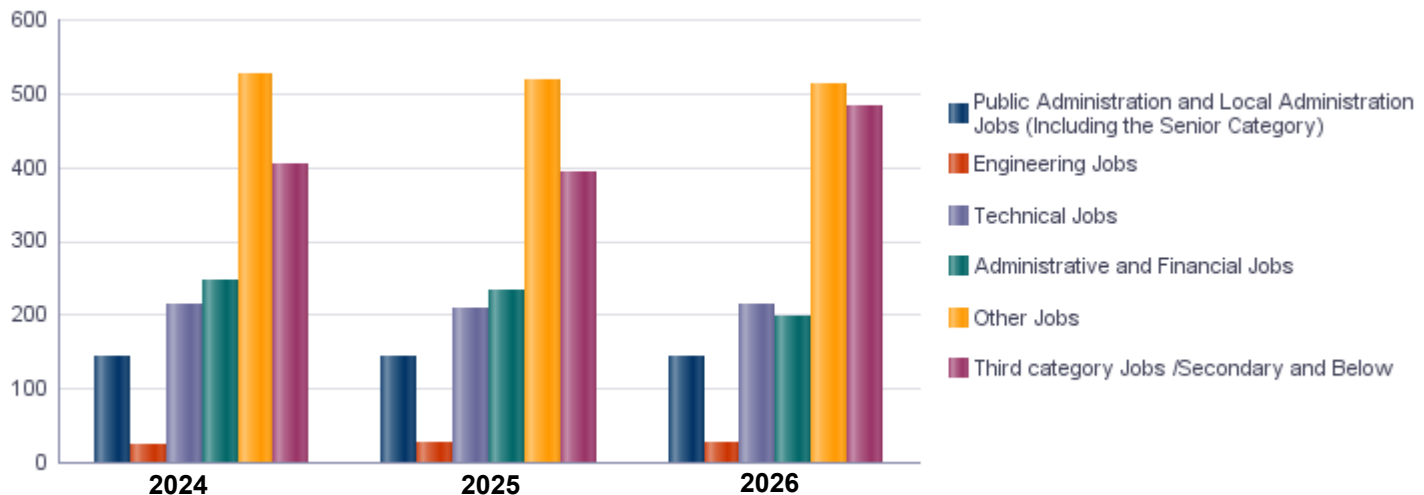
## Chapter : 1001 Ministry of Interior

### Strategic goals of the Ministry/ Department/ Unit and Performance Measurement Indicators

Strategic Objective	Performance Indicator	Base year	Value	Actual Value	Target Value	Preliminary Self Evaluation	Target Value		
				2024	2025		2025	2026	2027
1 - Developing and upgrading institutional capacities.	1 Percentage of trainees to the number of employees planned to be trained within the year.	2019	94%	88%	96%	80%	97%	98%	99%
	2 Percentage of achievement in the implementation of buildings and maintenance projects.	2019	83%	79%	89%	76%	90%	91%	92%
2 - Promoting a supportive and appropriate environment for e-government access.	1 Percentage of achievement of the services which became electronic to the services planned to become electronic in the governorates.	2022	80%	90%	100%	91%	100%	-	-
3 - Promoting a decentralized and participatory approach to achieving comprehensive local development.	1 Percentage of developmental projects achieved out of the planned projects.	2019	83%	96%	97%	92%	98%	99%	100%
	2 Percentage of spending from the developmental appropriations to the allocated appropriations.	2019	80%	92%	93%	89%	94%	95%	96%

### Number of Staff in the Ministry/ Department/ Unit

Group	Job	2024			2025			Preliminary 2026		
		Male	Female	Total	Male	Female	Total	Male	Female	Total
Public Administration and Local Administration Jobs	Governor, Assistant Governor	140	4	144	138	6	144	138	6	144
Engineering Jobs	Engineer, Technician	18	6	24	18	8	26	18	9	27
Technical Jobs	Programmer, researcher, writer	120	94	214	120	87	207	120	93	213
Administrative and Financial Jobs	Section Head, Accountant, etc.	180	65	245	175	59	234	135	62	197
Other Jobs	District Director, Researcher	400	124	524	396	121	517	385	126	511
Third category Jobs /Secondary and Below	Office Boy, Controller, Typist	309	95	404	280	113	393	362	119	481
<b>Total</b>		<b>1167</b>	<b>388</b>	<b>1555</b>	<b>1127</b>	<b>394</b>	<b>1521</b>	<b>1158</b>	<b>415</b>	<b>1573</b>



### Most notable information about the Ministry/Department/Unit

No.	Description	base year	Value	Primary 2025	Estimate 2026												
					Irbid	Mafraq	Jarsh	Ajloun	Amman	Balqa'	Zaraq'	Madaba	Karak	Ma'an	Tafila	Aqaba	Total
1	Number of administrative centers.	2022	101	103	11	15	5	5	14	9	7	8	11	9	4	5	103
2	Number of employees who participated in the programs.	2022	1254	1298	155	151	50	56	253	101	97	92	156	110	68	53	1342

## Chapter : 1001 Ministry of Interior

( In JDs )

Current Activities Appropriations According to Program								
Prog.	Activites		Actual	Estimated	Re-estimated	Estimated	Indicative	Indicative
			2024	2025	2025	2026	2027	2028
1401	601	Administrative and Support Services	17929772	19285000	18521000	19128000	19346000	19568000
	603	Administrative governors	1876242	2024000	2024000	2175000	2175000	2175000
	Total of Program		19806014	21309000	20545000	21303000	21521000	21743000
Total			19806014	21309000	20545000	21303000	21521000	21743000

Capital Projects Appropriations According to Program								
Prog.	Projects		Actual	Estimated	Re-estimated	Estimated	Indicative	Indicative
			2024	2025	2025	2026	2027	2028
1405	001	Administrative Centers Program Administration Project	158000	0	0	375000	400000	400000
	035	Re-habilitation and the development of border centers.	0	5000000	5000000	1000000	1000000	1000000
	707	Establishing and maintaining buildings in Zarqa governorate	530618	1166000	1166000	1246000	600000	0
	710	Establishing and maintaining districts buildings in Irbid governorate	170000	265000	150000	265000	300000	420000
	711	Establishing and maintaining buildings in Al-Mafraq governorate	44675	60000	50000	392000	500000	650000
	714	Building a new building for Ma'daba governorate, housing for the governor and a building for the governorate council / Ma'daba governorate	335000	700000	700000	1400000	340000	0
	715	Establishing and maintaining buildings in Karak governorate	34000	110000	70000	60000	200000	100000
	716	Establishing and maintaining buildings in Ma'an governorate	120000	200000	100000	430000	550000	850000
	717	Establishing and maintaining buildings in Tafileh governorate	129602	20000	20000	275000	750000	900000
	718	Governorate Building / Aqaba Governorate	492960	0	0	0	0	0
	724	General maintenance of the directorates buildings in Al Balqa' Governorate	50000	70000	50000	0	0	0
	727	Maintaining and equipping the building of governorate in Ajloun governorate	164900	25000	25000	0	0	0
	728	Establishing buildings in Balqa' governorate	593775	450000	250000	450000	600000	600000
	729	Maintaining and renovating the buildings in Jerash governorate	29985	50000	50000	10000	15000	17000
	730	Establishing and maintaining buildings in Capital governorate	600000	850000	400000	3429000	1650000	1600000
	731	Establishing building in Jerash governorate.	25000	100000	100000	800000	20000	0
	733	Construction and maintenance of buildings in Madaba governorate.	10000	0	0	0	0	0
734	Construction, maintenance, rehabilitation and development of buildings in Aqaba governorate.	36000	210000	170000	350000	200000	100000	
Total of Program			3524515	9276000	8301000	10482000	7125000	6637000
Total			3524515	9276000	8301000	10482000	7125000	6637000

**Overall Summary of Expenditures for Chapter 1001- Ministry of Interior  
for the Years 2024 - 2028**

( In JDs )

Description	Actual	Estimated	Re-estimated	Estimated	Difference between estimated 2026 and re-estimated 2025	Indicative	
	2024	2025	2025	2026		2027	2028
Current Expenditure	19,806,014	21,309,000	20,545,000	21,303,000	758,000	21,521,000	21,743,000
Capital Expenditure	3,524,515	9,276,000	8,301,000	10,482,000	2,181,000	7,125,000	6,637,000
<b>Total current and capital expenditure</b>	<b>23,330,529</b>	<b>30,585,000</b>	<b>28,846,000</b>	<b>31,785,000</b>	<b>2,939,000</b>	<b>28,646,000</b>	<b>28,380,000</b>

**Most notable differences between estimated appropriations for 2026 and re-estimated for 2025**

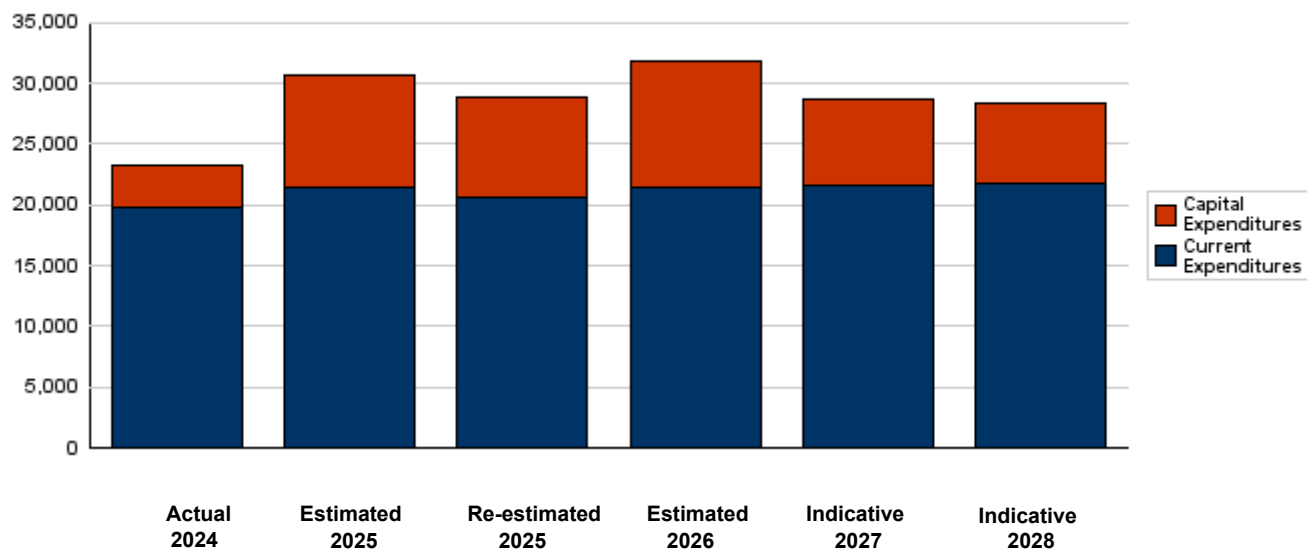
**Current expenditure :**

- Compensation of employees group increased by (624) thousand JDs for the year 2026 higher than its re-estimated level in 2025 to cover the costs of the natural increase in salaries, appointments, new jobs and vacancies.
- Use of goods and services: It increased by (159) thousand JDs for the year 2026 higher than its re-estimated level in 2025, as the increase was concentrated in the item of the Supreme Council for Traffic Safety.
- Other expenditures: decreased by (25) thousand JDs for the year 2026 from their re-estimated level in 2025, as the decrease was concentrated in the item of devices, machinery and equipment due to the transfer of the allocation to capital expenditures.

**Capital expenditure :**

- The Ministry's capital expenditures for the year 2026 decreased from their re-estimated level in 2025 by (3.625) million JDs due to the completion of a number of projects.
- The governorate allocations (decentralizations) that were approved by the governorate councils for the year 2026 increased by (5.806) million JDs higher than their re-estimated level in 2025 due to the creation of a number of construction and maintenance projects for governorate buildings.

( Thousands of JDs ) **Graph of the current and capital expenditures for the years 2024 - 2028**



## Overall Summary of Current Expenditures for the Years 2024 - 2028

Chapter : 1001 Ministry of Interior

( In JDs )

Group	Item	Description	Actual 2024	Estimated 2025	Re-estimated 2025	Estimated 2026	Indicative 2027	Indicative 2028
<b>21</b>		<b>Compensations of Employees</b>						
<b>2111</b>		<b>Salaries, Wages and Allowances</b>						
	101	Classified Employees	275304	280000	204000	209000	208000	207000
	102	Unclassified Employees	2929998	3000000	2886000	2900000	2850000	2800000
	103	Comprehensive Contract Employees	5160	6000	2000	0	0	0
	105	Personal Cost of Living Allowance	2250997	2330000	2166000	2210000	2185000	2160000
	106	Family Cost of Living Allowance	219646	230000	216000	221000	210000	200000
	111	Additional Allowance	3073450	3120000	3027000	3090000	3070000	3060000
	112	Other Allowances	717488	740000	684000	690000	680000	670000
	113	Transportation Allowance	304020	355000	345000	390000	395000	400000
	114	Transport Allowance	196953	265000	255000	260000	265000	270000
	116	Employees' Bonuses	2083252	2200000	2200000	2275000	2275000	2275000
	120	Contract Employees	725215	750000	750000	766000	770000	820000
	121	Fixed-term Contract Employees	0	352000	224000	502000	773000	991000
		<b>Total</b>	<b>12781483</b>	<b>13628000</b>	<b>12959000</b>	<b>13513000</b>	<b>13681000</b>	<b>13853000</b>
<b>2121</b>		<b>Social Security Contributions</b>						
	301	Social Security	1375253	1450000	1430000	1500000	1523000	1545000
		<b>Total</b>	<b>1375253</b>	<b>1450000</b>	<b>1430000</b>	<b>1500000</b>	<b>1523000</b>	<b>1545000</b>
<b>22</b>		<b>Use of Goods and Services</b>						
<b>2211</b>		<b>Use of Goods and Services</b>						
	201	Rents	486071	580000	580000	520000	520000	520000
	202	Telecommunications Services	156092	180000	175000	200000	200000	200000
	203	Water	74837	86000	86000	100000	100000	100000
	204	Electricity	462316	650000	625000	650000	660000	670000
	205	Fuels	870640	860000	860000	900000	910000	920000
	206	Maintenance of Machines, furniture and acc	406598	360000	340000	125000	130000	135000
	207	Maintenance of vehicles, equipment and acc	179270	185000	185000	185000	185000	185000
	208	Repair and maintenance of buildings and acc	99157	80000	80000	160000	162000	165000
	209	Stationery, Publications and Office Supplies	75227	165000	145000	165000	165000	165000
	210	Substances and raw materials (medicines, cl	98765	90000	90000	100000	100000	100000
	211	Cleaning services and supplies including cle	339863	350000	350000	400000	400000	400000
	212	Insurance	76688	100000	95000	100000	100000	100000
	213	Official Travel Missions	44448	35000	35000	45000	45000	45000
	214	Goods and services expenses	1926609	2100000	2100000	2255000	2255000	2255000
		<b>Total</b>	<b>5296581</b>	<b>5821000</b>	<b>5746000</b>	<b>5905000</b>	<b>5932000</b>	<b>5960000</b>
<b>28</b>		<b>Other Expenditures</b>						
<b>2821</b>		<b>Other Current Expenditures</b>						
	303	Scientific scholarships and training courses	20154	60000	60000	60000	60000	60000
	305	Non-Employees' Bonuses	304470	300000	300000	325000	325000	325000
		<b>Total</b>	<b>324624</b>	<b>360000</b>	<b>360000</b>	<b>385000</b>	<b>385000</b>	<b>385000</b>
<b>31</b>		<b>Non-financial Assets</b>						
<b>3112</b>		<b>Devices, Machinery and Equipment</b>						
	402	Devices, Machinery and Equipment	28073	50000	50000	0	0	0
		<b>Total</b>	<b>28073</b>	<b>50000</b>	<b>50000</b>	<b>0</b>	<b>0</b>	<b>0</b>
		<b>Total of Chapter</b>	<b>19806014</b>	<b>21309000</b>	<b>20545000</b>	<b>21303000</b>	<b>21521000</b>	<b>21743000</b>

# Overall Summary of Capital Expenditures for the Years 2024 - 2028

Chapter : 1001 Ministry of Interior

( In JDs )

Group	Item	Description	Actual 2024	Estimated 2025	Re-estimated 2025	Estimated 2026	Indicative 2027	Indicative 2028
		<b>Expenditures</b>						
22		Use of Goods and Services						
2211		Use of Goods and Services						
	510	Buildings and facilities repair and maintenance	539542	5901000	5706000	1353000	1465000	1487000
	512	Operating and Sustaining Expenditures	0	0	0	325000	350000	350000
<b>Total</b>			<b>539542</b>	<b>5901000</b>	<b>5706000</b>	<b>1678000</b>	<b>1815000</b>	<b>1837000</b>
28		<b>Other Expenditures</b>						
2822		Other Capital Expenditures						
	504	Studies, Research and Consultations	513775	35000	35000	114000	900000	1600000
<b>Total</b>			<b>513775</b>	<b>35000</b>	<b>35000</b>	<b>114000</b>	<b>900000</b>	<b>1600000</b>
		<b>Fixed Assets</b>						
31		<b>Non-financial Assets</b>						
3111		Buildings and Constructions						
	508	Works and Constructions	2471198	3340000	2560000	6555000	3540000	2450000
<b>Total</b>			<b>2471198</b>	<b>3340000</b>	<b>2560000</b>	<b>6555000</b>	<b>3540000</b>	<b>2450000</b>
3112		Devices, Machinery and Equipment						
	505	Equipment, Machines and Devices	0	0	0	92000	50000	50000
<b>Total</b>			<b>0</b>	<b>0</b>	<b>0</b>	<b>92000</b>	<b>50000</b>	<b>50000</b>
3113		Other Fixed Assets						
	511	Equipping and furnishing	0	0	0	0	20000	0
<b>Total</b>			<b>0</b>	<b>0</b>	<b>0</b>	<b>0</b>	<b>20000</b>	<b>0</b>
3141		Lands						
	507	Lands	0	0	0	2043000	800000	700000
<b>Total</b>			<b>0</b>	<b>0</b>	<b>0</b>	<b>2043000</b>	<b>800000</b>	<b>700000</b>
<b>Total of Chapter</b>			<b>3524515</b>	<b>9276000</b>	<b>8301000</b>	<b>10482000</b>	<b>7125000</b>	<b>6637000</b>

**Appropriations directed for females and child according to chapter : 1001 Ministry of Interior**

( In JDs )

<b>Description</b>	<b>2024</b>	<b>2025</b>	<b>2026</b>	<b>2027</b>	<b>2028</b>
<b>Females</b>	<b>3,674,054</b>	<b>3,913,147</b>	<b>3,896,278</b>	<b>3,945,848</b>	<b>3,996,196</b>
<b>Child</b>	<b>0</b>	<b>0</b>	<b>0</b>	<b>0</b>	<b>0</b>
<b>Appropriations distributed according to population index</b>					
<b>Females</b>	<b>4,311,683</b>	<b>7,288,290</b>	<b>7,882,840</b>	<b>6,317,740</b>	<b>6,101,540</b>
<b>Child</b>	<b>3,302,565</b>	<b>5,582,520</b>	<b>6,037,920</b>	<b>4,839,120</b>	<b>4,673,520</b>
<b>Total appropriations directed for females</b>	<b>7,985,737</b>	<b>11,201,437</b>	<b>11,779,118</b>	<b>10,263,588</b>	<b>10,097,736</b>
<b>Total appropriations directed for Child</b>	<b>3,302,565</b>	<b>5,582,520</b>	<b>6,037,920</b>	<b>4,839,120</b>	<b>4,673,520</b>

**1401 Program Administration and Support Services****Objective of the program :**

- Developing staff capacities to keep abreast of developments in the Ministry's work.
- Meeting staff members' training needs.
- Raising the level of functional and organizational performance.
- Developing the Ministry's infrastructure and working environment and its administrative units.

**The strategic objective related to the program :**

- Developing and upgrading institutional capacities.

**Directorates associated with the program :**

- Administrative Affairs, Human Resources and Performance Development Directorate.
- Financial Affairs Directorate.

**Services provided by the program :**

- Training and development.
- Periodical maintenance for buildings.
- Transport and movement maintenance.

**Program's main outputs and results during the years (2026 -2028):**

- 1- Staff with advanced skills.
- 2- Achieving citizens' satisfaction.
- 3- Improving the performance of the Ministry as a whole.
- 4- Enhancing staff's ability to deal with modern technologies.
- 5- Achieving sustainability in modernization and institutional development.

**The Program's challenges :**

- 1- Resistance to change.
- 2- Lack of financial and human resources.
- 3- Pressure on employees during daily work.
- 4- Challenges in remote training.
- 5- Different levels of training among staff.

**Actions to address challenges and improve services provided:**

- 1- Providing progressive and interactive training.
- 2- Establishment of interactive workshops.
- 3- Providing incentives for participation in training.
- 4- Allocating adequate budget for training and development.
- 5- Strengthening support for senior leadership.
- 6- Promoting a culture of continuous learning in the Ministry.

**The needs of both genders:**

- 1- Promoting both of sexes equality of training opportunities.
- 2- Attention for both of sexes in leadership positions.
- 3- Taking into account staff members' both of sexes needs.
- 4- Benefiting from cultural and gender diversity in training.

**Staff working in the program :**

The program is implemented through a functional staff in 2025 estimated with ( 1522 ) staff, including ( 1127 ) males and ( 395 ) females .

**Appropriations directed for females and child****(In JDs)**

Description	2024	2025	2026	2027	2028
<b>Females</b>	<b>3,674,054</b>	<b>3,913,147</b>	<b>3,896,278</b>	<b>3,945,848</b>	<b>3,996,196</b>
<b>Child</b>	<b>0</b>	<b>0</b>	<b>0</b>	<b>0</b>	<b>0</b>
<b>Appropriations directed according to population index</b>					
<b>Females</b>	<b>2,655,161</b>	<b>2,928,570</b>	<b>2,956,300</b>	<b>2,968,990</b>	<b>2,982,150</b>
<b>Child</b>	<b>2,033,740</b>	<b>2,243,160</b>	<b>2,264,400</b>	<b>2,274,120</b>	<b>2,284,200</b>
<b>Total appropriations directed for females</b>	<b>6,329,215</b>	<b>6,841,717</b>	<b>6,852,578</b>	<b>6,914,838</b>	<b>6,978,346</b>
<b>Total appropriations directed for Child</b>	<b>2,033,740</b>	<b>2,243,160</b>	<b>2,264,400</b>	<b>2,274,120</b>	<b>2,284,200</b>

**Chapter 1001 - Ministry of Interior**

**1401 Program Administration and Support Services**

**Key Performance Indicators for Program**

Performance Measurement Indicator	Base Year	Value	Actual value	Target value	Preliminary Self Evaluation	Target Value		
			2024	2025		2025	2026	2027
1 Percentage of trainees to the number of employees planned to be trained during the year.	2019	94%	88%	96%	80%	97%	98%	99%
2 Percentage of achievement in implementing buildings and maintenance projects.	2019	83%	79%	89%	76%	90%	91%	92%

**Appropriations 1401 Program Administration and Support Services Per Activities and Projects**

(In JDs)

Activities and Projects	Actual 2024	Estimated 2025	Re-estimated 2025	Estimated 2026	Indicative 2027 2028	
<b>Current Expenditures</b>	<b>19,806,014</b>	<b>21,309,000</b>	<b>20,545,000</b>	<b>21,303,000</b>	<b>21,521,000</b>	<b>21,743,000</b>
601 Administrative and Support Services	17,929,772	19,285,000	18,521,000	19,128,000	19,346,000	19,568,000
603 Administrative governors	1,876,242	2,024,000	2,024,000	2,175,000	2,175,000	2,175,000
<b>Capital Expenditures</b>	<b>0</b>	<b>0</b>	<b>0</b>	<b>0</b>	<b>0</b>	<b>0</b>
<b>Program / Treasury</b>	<b>0</b>	<b>0</b>	<b>0</b>	<b>0</b>	<b>0</b>	<b>0</b>
<b>Total Program</b>	<b>19,806,014</b>	<b>21,309,000</b>	<b>20,545,000</b>	<b>21,303,000</b>	<b>21,521,000</b>	<b>21,743,000</b>

Program : 1401 - Administration and Support Services								
Activity : 601 - Administrative and Support Services								
Group	Item	Description	Actual 2024	Estimated 2025	Re-estimated 2025	Estimated 2026	Indicative 2027	Indicative 2028
<b>21</b>		<b>Compensations of Employees</b>						
<b>2111</b>		Salaries, Wages and Allowances						
	101	Classified Employees	275304	280000	204000	209000	208000	207000
	102	Unclassified Employees	2929998	3000000	2886000	2900000	2850000	2800000
	103	Comprehensive Contract Employees	5160	6000	2000	0	0	0
	105	Personal Cost of Living Allowance	2250997	2330000	2166000	2210000	2185000	2160000
	106	Family Cost of Living Allowance	219646	230000	216000	221000	210000	200000
	111	Additional Allowance	3073450	3120000	3027000	3090000	3070000	3060000
	112	Other Allowances	717488	740000	684000	690000	680000	670000
	113	Transportation Allowance	304020	355000	345000	390000	395000	400000
	114	Transport Allowance	196953	265000	255000	260000	265000	270000
	116	Employees' Bonuses	2083252	2200000	2200000	2275000	2275000	2275000
	120	Contract Employees	725215	750000	750000	766000	770000	820000
	121	Fixed-term Contract Employees	0	352000	224000	502000	773000	991000
		<b>Total</b>	<b>12781483</b>	<b>13628000</b>	<b>12959000</b>	<b>13513000</b>	<b>13681000</b>	<b>13853000</b>
<b>2121</b>		Social Security Contributions						
	301	Social Security	1375253	1450000	1430000	1500000	1523000	1545000
		<b>Total</b>	<b>1375253</b>	<b>1450000</b>	<b>1430000</b>	<b>1500000</b>	<b>1523000</b>	<b>1545000</b>
<b>22</b>		<b>Use of Goods and Services</b>						
<b>2211</b>		Use of Goods and Services						
	201	Rents	486071	580000	580000	520000	520000	520000
	202	Telecommunications Services	156092	180000	175000	200000	200000	200000
	203	Water	74837	86000	86000	100000	100000	100000
	204	Electricity	462316	650000	625000	650000	660000	670000
	205	Fuels	870640	860000	860000	900000	910000	920000
		001 Heating	400640	440000	440000	440000	440000	440000
		002 Saloon vehicles	470000	400000	400000	440000	450000	460000
		003 Transport vehicles and heavy equipment	0	20000	20000	20000	20000	20000
	206	Maintenance of Machines, furniture and accessories	406598	360000	340000	125000	130000	135000
	207	Maintenance of vehicles, equipment and accessories	179270	185000	185000	185000	185000	185000
	208	Repair and maintenance of buildings and accessories	99157	80000	80000	160000	162000	165000
	209	Stationery, Publications and Office Supplies	75227	165000	145000	165000	165000	165000
	210	Substances and raw materials (medicines, clothes, food, films, etc..)	98765	90000	90000	100000	100000	100000
	211	Cleaning services and supplies including cleaning contracts	339863	350000	350000	400000	400000	400000
	212	Insurance	76688	100000	95000	100000	100000	100000
	213	Official Travel Missions	44448	35000	35000	45000	45000	45000
	214	Goods and services expenses	50367	76000	76000	80000	80000	80000
		001 Events and hospitality	11128	15000	15000	15000	15000	15000
		008 Advertisements and subscriptions	8570	6000	6000	10000	10000	10000
		058 Judicial compensations	11679	30000	30000	30000	30000	30000
		064 Maintaining water and Sewerage networks	0	5000	5000	5000	5000	5000
		088 Contingency Expenditure	18990	20000	20000	20000	20000	20000
		<b>Total</b>	<b>3420339</b>	<b>3797000</b>	<b>3722000</b>	<b>3730000</b>	<b>3757000</b>	<b>3785000</b>
<b>28</b>		<b>Other Expenditures</b>						
<b>2821</b>		Other Current Expenditures						
	303	Scientific scholarships and training courses	20154	60000	60000	60000	60000	60000
	305	Non-Employees' Bonuses	304470	300000	300000	325000	325000	325000
		<b>Total</b>	<b>324624</b>	<b>360000</b>	<b>360000</b>	<b>385000</b>	<b>385000</b>	<b>385000</b>
<b>31</b>		<b>Non-financial Assets</b>						
<b>3112</b>		Devices, Machinery and Equipment						
	402	Devices, Machinery and Equipment	28073	50000	50000	0	0	0
		000 Devices, machinery and equipment	24703	25000	25000	0	0	0
		001 Computers and accessories	3370	25000	25000	0	0	0
		<b>Total</b>	<b>28073</b>	<b>50000</b>	<b>50000</b>	<b>0</b>	<b>0</b>	<b>0</b>
		<b>Total of Activity</b>	<b>17929772</b>	<b>19285000</b>	<b>18521000</b>	<b>19128000</b>	<b>19346000</b>	<b>19568000</b>

**Current Expenditures According to Program and Activities for the Years 2024 - 2028**

Chapter : 1001 - Ministry of Interior

(In JDs)

Program : 1401 - Administration and Support Services								
Activity : 603 - Administrative governors								
Group	Item	Description	Actual 2024	Estimated 2025	Re-estimated 2025	Estimated 2026	Indicative 2027	Indicative 2028
<b>22</b>		<b>Use of Goods and Services</b>						
<b>2211</b>		Use of Goods and Services						
	<b>214</b>	<b>Goods and services expenses</b>	<b>1876242</b>	<b>2024000</b>	<b>2024000</b>	<b>2175000</b>	<b>2175000</b>	<b>2175000</b>
	121	Administrative expenses	237270	274000	274000	275000	275000	275000
	160	Advances and expenditures of administrative governors	1638972	1640000	1640000	1700000	1700000	1700000
	237	Expenditure of the Higher Council for Traffic Safety	0	110000	110000	200000	200000	200000
		<b>Total</b>	<b>1876242</b>	<b>2024000</b>	<b>2024000</b>	<b>2175000</b>	<b>2175000</b>	<b>2175000</b>
		<b>Total of Activity</b>	<b>1876242</b>	<b>2024000</b>	<b>2024000</b>	<b>2175000</b>	<b>2175000</b>	<b>2175000</b>
		<b>Total of Program</b>	<b>19806014</b>	<b>21309000</b>	<b>20545000</b>	<b>21303000</b>	<b>21521000</b>	<b>21743000</b>
		<b>Total of Chapter</b>	<b>19806014</b>	<b>21309000</b>	<b>20545000</b>	<b>21303000</b>	<b>21521000</b>	<b>21743000</b>

**1405 Program Administrative Centers****Objective of the program :**

- Ensuring the highest level of achievement in development projects at the governorate level;
- Creating an annual report on a scientific curriculum reflecting the social and economic realities of the province and municipality.
- Creating a database based on which development decisions are taken at the governorate level.
- Developing project follow-up systems to cover all sectors and within one reference.

**The strategic objective related to the program :**

- Promoting decentralization and participatory approaches to achieving inclusive local development.

**Directorates associated with the program :**

- Local Development Directorate.

**Services provided by the program :**

- 1- Providing reports on progress of deviations measurement in national projects and programs implementation.
- 2- Participating in making and directing the national policies, decisions and programs toward tackling the national challenges (fighting poverty and unemployment).
- 3- Participating in supervising the High Royal initiatives such as (decent housing for decent living) as well as the comprehensive development projects.
- 4- Providing databases and information on governorates level related to the developmental issue and decisions of the economic and social condition.

**Program's main outputs and results during the years (2026 -2028):**

- 1- Follow-up on decentralization projects in terms of delivery and monitor adequate financial allocations for all sectors.
- 2- Contributing to the development and direction of national policies, decisions and programmes to address national challenges, such as combating poverty and unemployment.
- 3- Provision of detailed databases and information at the provincial level on development issues and decisions on economic and social realities.

**The Program's challenges :**

- 1- Shortage of staff specializing in project follow-up and implementation.
- 2- Challenges in coordination between ministries and governmental and non-governmental institutions to achieve common objectives.
- 3- Difficulty of coordination between different institutions for the collection and exchange of information.

**Actions to address challenges and improve services provided:**

- 1- Establishing specialized training programmes to enhance the skills of current staff and attract new staff with appropriate experience.
- 2- Strengthening partnerships with non-governmental organizations and the private sector to share knowledge and experiences.
- 3- Use of modern technology to improve the effectiveness of coordination and information collection, such as project management applications and geographic information systems.

**The needs of both genders:**

- Designing training programmes specifically targeting both of sexes to enhance skills in the fields of project management and development.

**Staff working in the program :**

The program is implemented through the Ministry's staff.

**Appropriations directed for females and child**

(In JDs)

Description	2024	2025	2026	2027	2028
Females	0	0	0	0	0
Child	0	0	0	0	0
<b>Appropriations directed according to population index</b>					
Females	1,656,522	4,359,720	4,926,540	3,348,750	3,119,390
Child	1,268,825	3,339,360	3,773,520	2,565,000	2,389,320
<b>Total appropriations directed for females</b>	<b>1,656,522</b>	<b>4,359,720</b>	<b>4,926,540</b>	<b>3,348,750</b>	<b>3,119,390</b>
<b>Total appropriations directed for Child</b>	<b>1,268,825</b>	<b>3,339,360</b>	<b>3,773,520</b>	<b>2,565,000</b>	<b>2,389,320</b>

**Key Performance indicators for Program**

Performance Measurement Indicator	Base Year	Value	Actual value	Target value	Preliminary Self Evaluation	Target Value		
			2024	2025		2025	2026	2027
1 The percentage of development projects that have been completed out of the planned projects.	2019	83%	96%	97%	92%	98%	99%	100%
2 Percentage of spending from the developmental appropriations to allocated appropriations.	2019	80%	92%	93%	89%	94%	95%	96%

Chapter 1001 - Ministry of Interior

**1405 Program Administrative Centers**

**Appropriations 1405 Program Administrative Centers Per Activities and Projects**

(In JDs)

Activities and Projects		Actual 2024	Estimated 2025	Re-estimated 2025	Estimated 2026	Indicative 2027 2028	
<b>Current Expenditures</b>		0	0	0	0	0	0
<b>Capital Expenditures</b>		3,524,515	9,276,000	8,301,000	10,482,000	7,125,000	6,637,000
001	Administrative Centers Program Administration Project	158,000	0	0	375,000	400,000	400,000
035	Re-habilitation and the development of border centers.	0	5,000,000	5,000,000	1,000,000	1,000,000	1,000,000
707	Establishing and maintaining buildings in Zarqa governorate	530,618	1,166,000	1,166,000	1,246,000	600,000	0
710	Establishing and maintaining districts buildings in Irbid governorate	170,000	265,000	150,000	265,000	300,000	420,000
711	Establishing and maintaining buildings in Al-Mafraq governorate	44,675	60,000	50,000	392,000	500,000	650,000
714	Building a new building for Ma'daba governorate, housing for the governor and a building for the governorate council / Ma'daba governorate	335,000	700,000	700,000	1,400,000	340,000	0
715	Establishing and maintaining buildings in Karak governorate	34,000	110,000	70,000	60,000	200,000	100,000
716	Establishing and maintaining buildings in Ma'an governorate	120,000	200,000	100,000	430,000	550,000	850,000
717	Establishing and maintaining buildings in Tafileh governorate	129,602	20,000	20,000	275,000	750,000	900,000
718	Governorate Building / Aqaba Governorate	492,960	0	0	0	0	0
724	General maintenance of the directorates buildings in Al Balqa' Governorate	50,000	70,000	50,000	0	0	0
727	Maintaining and equipping the building of governorate in Ajloun governorate	164,900	25,000	25,000	0	0	0
728	Establishing buildings in Balqa' governorate	593,775	450,000	250,000	450,000	600,000	600,000
729	Maintaining and renovating the buildings in Jerash governorate	29,985	50,000	50,000	10,000	15,000	17,000
730	Establishing and maintaining buildings in Capital governorate	600,000	850,000	400,000	3,429,000	1,650,000	1,600,000
731	Establishing building in Jerash governorate.	25,000	100,000	100,000	800,000	20,000	0
733	Construction and maintenance of buildings in Madaba governorate.	10,000	0	0	0	0	0
734	Construction, maintenance, rehabilitation and development of buildings in Aqaba governorate.	36,000	210,000	170,000	350,000	200,000	100,000
<b>Program / Treasury</b>		<b>3,524,515</b>	<b>9,276,000</b>	<b>8,301,000</b>	<b>10,482,000</b>	<b>7,125,000</b>	<b>6,637,000</b>
<b>Total Program</b>		<b>3,524,515</b>	<b>9,276,000</b>	<b>8,301,000</b>	<b>10,482,000</b>	<b>7,125,000</b>	<b>6,637,000</b>

# Capital Expenditures According to Program and Projects for the Years 2024 - 2028

Chapter : 1001 Ministry of Interior

( In JDs )

Program 1405 Administrative Centers								
Project		001 Administrative Centers Program Administration Project						
Fund Source		102001 Capital (Treasury)						
Group	item	Description	Actual 2024	Estimated 2025	Re-estimated 2025	Estimated 2026	Indicative 2027	Indicative 2028
22		Use of Goods and Services						
2211		Use of Goods and Services						
	512	Operating and Sustaining Expenditures						
	006	Devices, tools and equipment maintenance	0	0	0	325000	350000	350000
		<b>Total of Item</b>	0	0	0	325000	350000	350000
31		Non-financial Assets						
3111		Buildings and Constructions						
	508	Works and Constructions						
	072	Repayment of due claims	158000	0	0	0	0	0
		<b>Total of Item</b>	158000	0	0	0	0	0
3112		Devices, Machinery and Equipment						
	505	Equipment, Machines and Devices						
	001	Computers and accessories	0	0	0	50000	50000	50000
		<b>Total of Item</b>	0	0	0	50000	50000	50000
		<b>Total of Project / Treasury</b>	158000	0	0	375000	400000	400000
Project		035 Re-habilitation and the development of border centers.						
Fund Source		102001 Capital (Treasury)						
Group	item	Description	Actual 2024	Estimated 2025	Re-estimated 2025	Estimated 2026	Indicative 2027	Indicative 2028
22		Use of Goods and Services						
2211		Use of Goods and Services						
	510	Buildings and facilities repair and maintenance						
	009	Buildings repair and renovation	0	5000000	5000000	1000000	1000000	1000000
		<b>Total of Item</b>	0	5000000	5000000	1000000	1000000	1000000
		<b>Total of Project / Treasury</b>	0	5000000	5000000	1000000	1000000	1000000
Project		707 Establishing and maintaining buildings in Zarqa governorate						
Fund Source		102001 Capital (Treasury)						
Group	item	Description	Actual 2024	Estimated 2025	Re-estimated 2025	Estimated 2026	Indicative 2027	Indicative 2028
22		Use of Goods and Services						
2211		Use of Goods and Services						
	510	Buildings and facilities repair and maintenance						
	008	Buildings and facilities maintenance	0	171000	171000	96000	0	0
		<b>Total of Item</b>	0	171000	171000	96000	0	0
31		Non-financial Assets						
3111		Buildings and Constructions						
	508	Works and Constructions						
	013	Construction of buildings	530618	995000	995000	1150000	600000	0
		<b>Total of Item</b>	530618	995000	995000	1150000	600000	0
		<b>Total of Project / Treasury</b>	530618	1166000	1166000	1246000	600000	0

# Capital Expenditures According to Program and Projects for the Years 2024 - 2028

Chapter : 1001 Ministry of Interior

( In JDs )

Program 1405 Administrative Centers								
Project		710 Establishing and maintaining districts buildings in Irbid governorate						
Fund Source		102001 Capital (Treasury)						
Group	item	Description	Actual 2024	Estimated 2025	Re-estimated 2025	Estimated 2026	Indicative 2027	Indicative 2028
22		Use of Goods and Services						
2211		Use of Goods and Services						
	510	Buildings and facilities repair and maintenance						
	008	Buildings and facilities maintenance	170000	265000	150000	135000	200000	220000
		<b>Total of Item</b>	170000	265000	150000	135000	200000	220000
28		Other Expenditures						
2822		Other Capital Expenditures						
	504	Studies, Research and Consultations						
	017	Construction studies	0	0	0	60000	100000	200000
		<b>Total of Item</b>	0	0	0	60000	100000	200000
31		Non-financial Assets						
3141		Lands						
	507	Lands						
	001	Lands expropriation and purchase	0	0	0	70000	0	0
		<b>Total of Item</b>	0	0	0	70000	0	0
		<b>Total of Project / Treasury</b>	170000	265000	150000	265000	300000	420000
Project		711 Establishing and maintaining buildings in Al-Mafraq governorate						
Fund Source		102001 Capital (Treasury)						
Group	item	Description	Actual 2024	Estimated 2025	Re-estimated 2025	Estimated 2026	Indicative 2027	Indicative 2028
22		Use of Goods and Services						
2211		Use of Goods and Services						
	510	Buildings and facilities repair and maintenance						
	009	Buildings repair and renovation	14675	0	0	27000	50000	50000
		<b>Total of Item</b>	14675	0	0	27000	50000	50000
28		Other Expenditures						
2822		Other Capital Expenditures						
	504	Studies, Research and Consultations						
	017	Construction studies	30000	0	0	20000	150000	200000
		<b>Total of Item</b>	30000	0	0	20000	150000	200000
31		Non-financial Assets						
3111		Buildings and Constructions						
	508	Works and Constructions						
	013	Construction of buildings	0	60000	50000	280000	300000	400000
		<b>Total of Item</b>	0	60000	50000	280000	300000	400000
3112		Devices, Machinery and Equipment						
	505	Equipment, Machines and Devices						
	030	Electricity generators	0	0	0	42000	0	0
		<b>Total of Item</b>	0	0	0	42000	0	0
3141		Lands						
	507	Lands						
	001	Lands expropriation and purchase	0	0	0	23000	0	0
		<b>Total of Item</b>	0	0	0	23000	0	0
		<b>Total of Project / Treasury</b>	44675	60000	50000	392000	500000	650000

# Capital Expenditures According to Program and Projects for the Years 2024 - 2028

Chapter : 1001 Ministry of Interior

( In JDs )

Program 1405 Administrative Centers								
Project		714 Building a new building for Ma'daba governorate, housing for the governor and a building for the governorate council / Ma'daba governorate						
Fund Source		102001	Capital (Treasury)					
Group	item	Description	Actual 2024	Estimated 2025	Re-estimated 2025	Estimated 2026	Indicative 2027	Indicative 2028
31		<b>Non-financial Assets</b>						
3111		Buildings and Constructions						
	508	Works and Constructions						
	013	Construction of buildings	335000	700000	700000	1400000	340000	0
		<b>Total of Item</b>	335000	700000	700000	1400000	340000	0
		<b>Total of Project / Treasury</b>	335000	700000	700000	1400000	340000	0
Project		715 Establishing and maintaining buildings in Karak governorate						
Fund Source		102001	Capital (Treasury)					
Group	item	Description	Actual 2024	Estimated 2025	Re-estimated 2025	Estimated 2026	Indicative 2027	Indicative 2028
22		<b>Use of Goods and Services</b>						
2211		Use of Goods and Services						
	510	Buildings and facilities repair and maintenance						
	009	Buildings repair and renovation	34000	110000	70000	60000	100000	100000
		<b>Total of Item</b>	34000	110000	70000	60000	100000	100000
31		<b>Non-financial Assets</b>						
3141		Lands						
	507	Lands						
	001	Lands expropriation and purchase	0	0	0	0	100000	0
		<b>Total of Item</b>	0	0	0	0	100000	0
		<b>Total of Project / Treasury</b>	34000	110000	70000	60000	200000	100000
Project		716 Establishing and maintaining buildings in Ma'an governorate						
Fund Source		102001	Capital (Treasury)					
Group	item	Description	Actual 2024	Estimated 2025	Re-estimated 2025	Estimated 2026	Indicative 2027	Indicative 2028
22		<b>Use of Goods and Services</b>						
2211		Use of Goods and Services						
	510	Buildings and facilities repair and maintenance						
	009	Buildings repair and renovation	100000	65000	45000	10000	0	0
		<b>Total of Item</b>	100000	65000	45000	10000	0	0
28		<b>Other Expenditures</b>						
2822		Other Capital Expenditures						
	504	Studies, Research and Consultations						
	017	Construction studies	0	0	0	20000	100000	200000
		<b>Total of Item</b>	0	0	0	20000	100000	200000
31		<b>Non-financial Assets</b>						
3111		Buildings and Constructions						
	508	Works and Constructions						
	013	Construction of buildings	20000	135000	55000	400000	450000	650000
		<b>Total of Item</b>	20000	135000	55000	400000	450000	650000
		<b>Total of Project / Treasury</b>	120000	200000	100000	430000	550000	850000

# Capital Expenditures According to Program and Projects for the Years 2024 - 2028

Chapter : 1001 Ministry of Interior

( In JDs )

Program 1405 Administrative Centers								
Project		717 Establishing and maintaining buildings in Tafileh governorate						
Fund Source		102001 Capital (Treasury)						
Group	item	Description	Actual 2024	Estimated 2025	Re-estimated 2025	Estimated 2026	Indicative 2027	Indicative 2028
22		Use of Goods and Services						
2211		Use of Goods and Services						
	510	Buildings and facilities repair and maintenance						
	009	Buildings repair and renovation	69882	20000	20000	0	0	0
		<b>Total of Item</b>	69882	20000	20000	0	0	0
31		Non-financial Assets						
3111		Buildings and Constructions						
	508	Works and Constructions						
	013	Construction of buildings	59720	0	0	275000	750000	900000
		<b>Total of Item</b>	59720	0	0	275000	750000	900000
		<b>Total of Project / Treasury</b>	129602	20000	20000	275000	750000	900000
Project		718 Governorate Building / Aqaba Governorate						
Fund Source		102001 Capital (Treasury)						
Group	item	Description	Actual 2024	Estimated 2025	Re-estimated 2025	Estimated 2026	Indicative 2027	Indicative 2028
31		Non-financial Assets						
3111		Buildings and Constructions						
	508	Works and Constructions						
	013	Construction of buildings	492960	0	0	0	0	0
		<b>Total of Item</b>	492960	0	0	0	0	0
		<b>Total of Project / Treasury</b>	492960	0	0	0	0	0
Project		724 General maintenance of the directorates buildings in Al Balqa' Governorate						
Fund Source		102001 Capital (Treasury)						
Group	item	Description	Actual 2024	Estimated 2025	Re-estimated 2025	Estimated 2026	Indicative 2027	Indicative 2028
22		Use of Goods and Services						
2211		Use of Goods and Services						
	510	Buildings and facilities repair and maintenance						
	008	Buildings and facilities maintenance	50000	70000	50000	0	0	0
		<b>Total of Item</b>	50000	70000	50000	0	0	0
		<b>Total of Project / Treasury</b>	50000	70000	50000	0	0	0
Project		727 Maintaining and equipping the building of governorate in Ajloun governorate						
Fund Source		102001 Capital (Treasury)						
Group	item	Description	Actual 2024	Estimated 2025	Re-estimated 2025	Estimated 2026	Indicative 2027	Indicative 2028
22		Use of Goods and Services						
2211		Use of Goods and Services						
	510	Buildings and facilities repair and maintenance						
	008	Buildings and facilities maintenance	0	25000	25000	0	0	0
		<b>Total of Item</b>	0	25000	25000	0	0	0
31		Non-financial Assets						
3111		Buildings and Constructions						
	508	Works and Constructions						
	013	Construction of buildings	164900	0	0	0	0	0
		<b>Total of Item</b>	164900	0	0	0	0	0
		<b>Total of Project / Treasury</b>	164900	25000	25000	0	0	0

# Capital Expenditures According to Program and Projects for the Years 2024 - 2028

Chapter : 1001 Ministry of Interior

( In JDs )

Program 1405 Administrative Centers								
Project		728 Establishing buildings in Balqa' governorate						
Fund Source		102001 Capital (Treasury)						
Group	item	Description	Actual 2024	Estimated 2025	Re-estimated 2025	Estimated 2026	Indicative 2027	Indicative 2028
28		Other Expenditures						
2822		Other Capital Expenditures						
	504	Studies, Research and Consultations						
	017	Construction studies	458775	0	0	0	0	0
		<b>Total of Item</b>	458775	0	0	0	0	0
31		Non-financial Assets						
3111		Buildings and Constructions						
	508	Works and Constructions						
	013	Construction of buildings	135000	450000	250000	400000	400000	400000
		<b>Total of Item</b>	135000	450000	250000	400000	400000	400000
3141		Lands						
	507	Lands						
	001	Lands expropriation and purchase	0	0	0	50000	200000	200000
		<b>Total of Item</b>	0	0	0	50000	200000	200000
		<b>Total of Project / Treasury</b>	593775	450000	250000	450000	600000	600000
Project		729 Maintaining and renovating the buildings in Jerash governorate						
Fund Source		102001 Capital (Treasury)						
Group	item	Description	Actual 2024	Estimated 2025	Re-estimated 2025	Estimated 2026	Indicative 2027	Indicative 2028
22		Use of Goods and Services						
2211		Use of Goods and Services						
	510	Buildings and facilities repair and maintenance						
	008	Buildings and facilities maintenance	29985	50000	50000	10000	15000	17000
		<b>Total of Item</b>	29985	50000	50000	10000	15000	17000
		<b>Total of Project / Treasury</b>	29985	50000	50000	10000	15000	17000
Project		730 Establishing and maintaining buildings in Capital governorate						
Fund Source		102001 Capital (Treasury)						
Group	item	Description	Actual 2024	Estimated 2025	Re-estimated 2025	Estimated 2026	Indicative 2027	Indicative 2028
22		Use of Goods and Services						
2211		Use of Goods and Services						
	510	Buildings and facilities repair and maintenance						
	009	Buildings repair and renovation	50000	115000	115000	15000	100000	100000
		<b>Total of Item</b>	50000	115000	115000	15000	100000	100000
28		Other Expenditures						
2822		Other Capital Expenditures						
	504	Studies, Research and Consultations						
	017	Construction studies	0	35000	35000	14000	550000	1000000
		<b>Total of Item</b>	0	35000	35000	14000	550000	1000000
31		Non-financial Assets						
3111		Buildings and Constructions						
	508	Works and Constructions						
	013	Construction of buildings	550000	700000	250000	1500000	500000	0
		<b>Total of Item</b>	550000	700000	250000	1500000	500000	0
3141		Lands						
	507	Lands						
	001	Lands expropriation and purchase	0	0	0	1900000	500000	500000
		<b>Total of Item</b>	0	0	0	1900000	500000	500000
		<b>Total of Project / Treasury</b>	600000	850000	400000	3429000	1650000	1600000

# Capital Expenditures According to Program and Projects for the Years 2024 - 2028

Chapter : 1001 Ministry of Interior

( In JDs )

Program 1405 Administrative Centers								
Project		731 Establishing building in Jerash governorate.						
Fund Source		102001 Capital (Treasury)						
Group	item	Description	Actual 2024	Estimated 2025	Re-estimated 2025	Estimated 2026	Indicative 2027	Indicative 2028
<b>31</b>		<b>Non-financial Assets</b>						
<b>3111</b>		Buildings and Constructions						
	508	Works and Constructions						
	013	Construction of buildings	25000	100000	100000	800000	0	0
		<b>Total of Item</b>	<b>25000</b>	<b>100000</b>	<b>100000</b>	<b>800000</b>	<b>0</b>	<b>0</b>
<b>3113</b>		Other Fixed Assets						
	511	Equipping and furnishing						
	006	Furnishing and equipping the buildings and facilities	0	0	0	0	20000	0
		<b>Total of Item</b>	<b>0</b>	<b>0</b>	<b>0</b>	<b>0</b>	<b>20000</b>	<b>0</b>
		<b>Total of Project / Treasury</b>	<b>25000</b>	<b>100000</b>	<b>100000</b>	<b>800000</b>	<b>20000</b>	<b>0</b>
Project		733 Construction and maintenance of buildings in Madaba governorate.						
Fund Source		102001 Capital (Treasury)						
Group	item	Description	Actual 2024	Estimated 2025	Re-estimated 2025	Estimated 2026	Indicative 2027	Indicative 2028
<b>22</b>		<b>Use of Goods and Services</b>						
<b>2211</b>		Use of Goods and Services						
	510	Buildings and facilities repair and maintenance						
	008	Buildings and facilities maintenance	10000	0	0	0	0	0
		<b>Total of Item</b>	<b>10000</b>	<b>0</b>	<b>0</b>	<b>0</b>	<b>0</b>	<b>0</b>
		<b>Total of Project / Treasury</b>	<b>10000</b>	<b>0</b>	<b>0</b>	<b>0</b>	<b>0</b>	<b>0</b>
Project		734 Construction, maintenance, rehabilitation and development of buildings in Aqaba governorate.						
Fund Source		102001 Capital (Treasury)						
Group	item	Description	Actual 2024	Estimated 2025	Re-estimated 2025	Estimated 2026	Indicative 2027	Indicative 2028
<b>22</b>		<b>Use of Goods and Services</b>						
<b>2211</b>		Use of Goods and Services						
	510	Buildings and facilities repair and maintenance						
	008	Buildings and facilities maintenance	11000	10000	10000	0	0	0
		<b>Total of Item</b>	<b>11000</b>	<b>10000</b>	<b>10000</b>	<b>0</b>	<b>0</b>	<b>0</b>
<b>28</b>		<b>Other Expenditures</b>						
<b>2822</b>		Other Capital Expenditures						
	504	Studies, Research and Consultations						
	017	Construction studies	25000	0	0	0	0	0
		<b>Total of Item</b>	<b>25000</b>	<b>0</b>	<b>0</b>	<b>0</b>	<b>0</b>	<b>0</b>
<b>31</b>		<b>Non-financial Assets</b>						
<b>3111</b>		Buildings and Constructions						
	508	Works and Constructions						
	013	Construction of buildings	0	200000	160000	350000	200000	100000
		<b>Total of Item</b>	<b>0</b>	<b>200000</b>	<b>160000</b>	<b>350000</b>	<b>200000</b>	<b>100000</b>
		<b>Total of Project / Treasury</b>	<b>36000</b>	<b>210000</b>	<b>170000</b>	<b>350000</b>	<b>200000</b>	<b>100000</b>
		<b>Total of Program</b>	<b>3524515</b>	<b>9276000</b>	<b>8301000</b>	<b>10482000</b>	<b>7125000</b>	<b>6637000</b>
		<b>Total of Chapter</b>	<b>3524515</b>	<b>9276000</b>	<b>8301000</b>	<b>10482000</b>	<b>7125000</b>	<b>6637000</b>

## Capital Expenditures Distributed According to Governorates

Chapter : 1001 Ministry of Interior

( In JDs )

Governorate		Estimated 2026	Indicative 2027	Indicative 2028
21	Irbid Governorate	265,000	300,000	420,000
22	Mafraq Governorate	392,000	500,000	650,000
23	Jerash Governorate	810,000	35,000	17,000
24	Ajloun Governorate	0	0	0
31	The Capital Governorate	3,429,000	1,650,000	1,600,000
32	Balqa' Governorate	450,000	600,000	600,000
33	Zarqa Governorate	1,246,000	600,000	0
34	Ma'daba Governorate	1,400,000	340,000	0
41	Karak Governorate	60,000	200,000	100,000
42	Ma'an Governorate	430,000	550,000	850,000
43	Tafileh Governorate	275,000	750,000	900,000
44	Aqaba Governorate	350,000	200,000	100,000
<b>Total</b>		<b>9,107,000</b>	<b>5,725,000</b>	<b>5,237,000</b>

## Chapter : 1002 Ministry of Interior/Civil Status and Passports Department

**Creation :** The Passports Department started in the year 1921 and was affiliated to the Army. In 1941 it became affiliated to the Ministry of Interior. In 1966, the Civil Status Law was actually issued. However, it was enforced in 1977, and it was called the Civil Status Department. In 1988 the two departments were merged into one department called the Civil Status and Passports Department.

**Vision :** Integrated civil services system that guides us towards a future with the highest standards of efficiency, reliability and security, utilizing the latest technology.

**Mission :** We are committed to strengthening our national identity, providing safe, reliable, and effective services and documentation, investing in the latest technologies and developing our competencies, to ensure a unique experience for citizens and contribute to the nation's security and prosperity.

**Legal Framework :** Civil Status Temporary Law No. (9) for the year 2001 and amendments thereto, and Passports Law No.(2) for the year 1969 and amendments thereto, and Natonality Law No (6) for the year 1954.

**Priorities and targeted results within the determined ceilings for the years 2026 - 2028 :**

**First Priority :**

- Launching and activating essential digital transformation services and strengthening the infrastructure supporting them.

**Key procedures to achieve the first priority :**

- Developing and qualifying human resources.
- Developing and implementing the governance and compliance system.
- Promoting a stimulating and supportive work environment.
- Reviewing and engineering administrative and financial procedures.

**First Priority Outcomes :**

- A significant increase in the percentage of services provided digitally: measuring the number of transactions completed electronically.
- Improving service recipient satisfaction: Reducing transaction completion time, providing easier options for accessing services and providing longer service hours.
- Enhancing the efficiency and transparency of operations: reducing human errors and accelerating the exchange of information between entities.
- Improving service efficiency: speeding up transaction completion and reducing pressure on service communications (thanks to reducing congestion and fast service).
- Improving infrastructure (digital and physical): having modern offices equipped with the latest technologies.
- Reducing long-term operating costs: Reducing reliance on multiple rentals (although the initial cost may be higher).
- Improving the work environment for employees: providing comfortable and healthy workplaces, with an organized work system.
- Strengthening the department's image: as a leading government agency in providing distinguished and innovative services.
- Strengthening the department's position as a pioneer in digital government transformation.

**First priority-related program :**

- Administration and Support Services.
- Issuance of documents

**Second Priority :**

- Strengthening institutional and human capacities and developing the governance and compliance system.

**Key procedures to achieve the second priority :**

- Preparing plans and studies for sustainability.
- Activating maintenance contracts.
- Preparing and activating risk management plan.
- Purchasing devices and equipment.
- Improving electronic systems.
- Activating the role of creativity and innovation and finding solutions to problems.

**Second Priority Outcomes :**

- High efficiency of human resources.
- Enhancing transparency and accountability.
- Improving the internal work environment.
- Higher administrative and financial efficiency.
- Minimizing risks.

**Second priority-related program :**

- Administration and Support Services.
- Issuance of documents

**Third Priority :**

- Promoting inclusiveness in services and facilitating access for all segments of society (gender, youth, older persons, persons with disabilities).

**Key procedures to achieve the third priority :**

- Designing and adapting digital services to ensure inclusiveness.
- Improving physical facilities and service centers.
- Developing targeted awareness and training materials.
- Training employees to deal with special categories.
- Strengthening partnerships with civil society organizations.

**Third Priority Outcomes :**

- Increasing the satisfaction rate of target groups.
- Improving accessibility of services.
- Strengthening the department's reputation as a comprehensive institution.
- Building a stronger relationship of trust with the community.
- Harmony with national and international agendas in the areas of women's empowerment, protecting children's rights, the rights of persons with disabilities, and supporting the elderly.

**Third priority-related program :**

- Administration and Support Services.
- Issuance of documents

**Priority of the needs of both genders, youth and persons with disabilities :**

- Administration and coordination (excellence in policy-making and implementation at the government level).

**Key procedures to achieve the priority of the needs of both genders, youth and persons with disabilities :**

- Preparing the replacement and succession plan.
- Preparation of the training plan.
- The recruitment and appointment plan includes both sexes, youth and persons with disabilities.

**The following outcomes are expected to be achieved for the priority of the needs of both genders, youth & perso**

- Number of cadres of both sexes to fill leadership positions.
- Percentage of persons with disabilities covered by the appointment plan.
- Instructions and policies on services for persons with disabilities.
- Number of trainee staff from the alternate class.
- The foundations of competition for occupancy on manpower tables.

**Priority-related program of the needs of both genders, youth and persons with disabilities :**

- Administration and Support Services.
- Issuing documents

**Priority of climate change :**

- Contributing to national sustainability efforts and reducing the department's environmental footprint.

**Key procedures to achieve climate change-related priority :**

- Enhancing energy and resource efficiency.
- Reducing paper use and enhancing electronic archiving.
- Waste management and recycling.

**The following outcomes are expected to be achieved for the priority of climate change :**

- Reducing the carbon footprint of the circuit.
- Improving resource efficiency.
- Strengthening the department's image as an environmentally responsible institution.
- Increasing environmental awareness among employees.

**Program of climate change-related priority :**

- Administration and Support Services
- Issuing documents

**Tasks of the Ministry / Department :**

- Registering and saving citizens' vital realities wherever they occur (birth, death, marriage, divorce) and issuing their respective certificates.
- Issuing a regular and electronic passport.
- Issuing temporary passports to West Bank citizens.
- Issuing temporary passports to Gaza citizens residing in the Kingdom's territory.
- Issuing citizenship and naturalization certificates, certificates of renunciation of Jordanian citizenship, and certificates of restoration of citizenship.
- Issuing a passport for a mission.
- Registering Jordanian females children's data and issuing their identification cards.
- Issuing smart personal cards to citizens.
- Providing the Department's services through Jordanian embassies and consulates abroad for Jordanian expatriates and beneficiaries of the Department's services.
- Registering voters and preparing electoral scheduls.
- Developing the application forms, documents, records and software for the Department's work.
- Registering the authorized address and providing the relevant authorities with the necessary data.
- Modifying personal data.
- Archiving and keeping records.
- Developing digital systems.
- Information and systems security.

**The National objectives that the Ministry / Department contributes to achieving :**

- Efficient and effective government.
- Contributing to the objectives of the public sector modernization roadmap.
- Governance and digitization
- Contributing to the goals of the economic modernization vision.
- National security

**The most important issues and challenges facing the Ministry / Department :**

- Challenges related to digital transformation and infrastructure.
- Challenges related to human resources and institutional capabilities.
- Challenges related to service delivery and the public.
- Legislative and procedural challenges.

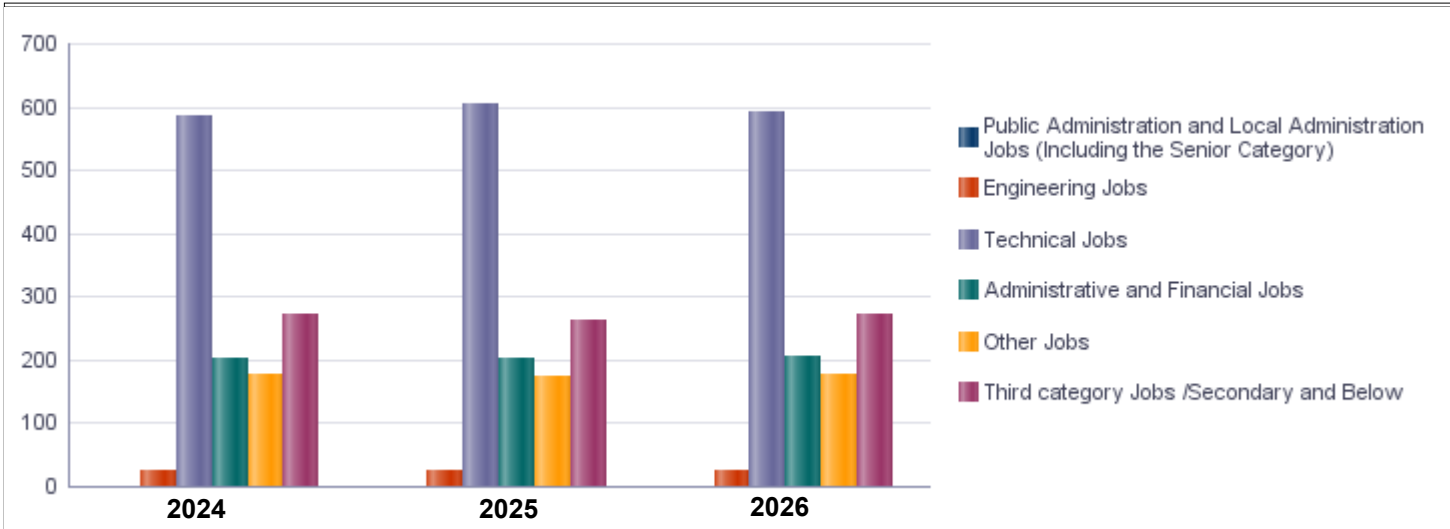
## Chapter : 1002 Ministry of Interior/Civil Status and Passports Department

### Strategic goals of the Ministry/ Department/ Unit and Performance Measurement Indicators

Strategic Objective	Performance Indicator	Base year	Value	Actual Value	Target Value	Preliminary Self Evaluation	Target Value		
				2024	2025	2025	2026	2027	2028
1 - Strengthening the institutional capacity of the service and increasing the efficiency of service delivery in order to achieve the satisfaction of the service recipients.	1 Percentage of service recipients satisfaction.	2019	75%	90%	94%	85%	95%	96%	98%
	2 Job satisfaction rate.	2024	73%	73%	75%	68%	80%	85%	90%
	3 Number of trainees.	2024	199	250	250	215	300	350	360
	4 Percentage of the Department's rental and owned buildings maintenance plans.	2024	80%	80%	85%	75%	90%	95%	100%
2 - Enhancing the sustainability and integration of databases and maintaining their security.	1 Number of registered vital events.	2019	355000	385000	395000	365000	400000	410000	420000
	2 Number of documents issued by the Department.	2019	3012264	3050000	3600000	3150000	3600000	3700000	3800000
	3 Percentage of virus protection systems activated.	2024	85%	85%	88%	88%	95%	96%	97%
	4 Percentage of backup.	2024	100%	100%	100%	88%	100%	100%	100%
	5 Percentage of servers maintenance.	2024	100%	100%	100%	90%	100%	100%	100%
3 - Supporting electronic transformation in the service and providing electronic services to meet the requirements of the service recipients.	1 Percentage of services automation.	2019	58%	89%	95%	90%	95%	97%	100%
	2 Percentage of satisfaction with the electronic website.	2024	82%	83%	85%	84%	90%	92%	95%
	3 Number of transactions submitted electronically through embassies.	2024	56254	57344	60000	58456	65000	70000	75000
4 - Building and strengthening partnerships and developing community work.	1 Number of projects funded with partners.	2021	3	6	10	4	10	10	10
	2 Number of service partners.	2024	64	64	67	64	67	68	70
	3 Number of institutions benefiting from the Department's data.	2024	270	270	300	270	300	320	340

### Number of Staff in the Ministry/ Department/ Unit

Group	Job	2024			2025			Preliminary 2026		
		Male	Female	Total	Male	Female	Total	Male	Female	Total
Public Administration and Local Administration Jobs	Director General, Assistant	3	0	3	3	0	3	3	0	3
Engineering Jobs	Engineer, Agricultural Engineer	13	11	24	13	11	24	13	11	24
Technical Jobs	Programmer, Systems Analyst	325	259	584	334	268	602	328	261	589
Administrative and Financial Jobs	Section Head, Accountant, Clerk	155	46	201	150	51	201	155	50	205
Other Jobs	Director, Controller, Custodian	132	46	178	126	48	174	127	50	177
Third category Jobs /Secondary and Below	Office Boy, Maintenance Technician	155	116	271	150	113	263	153	120	273
<b>Total</b>		<b>783</b>	<b>478</b>	<b>1261</b>	<b>776</b>	<b>491</b>	<b>1267</b>	<b>779</b>	<b>492</b>	<b>1271</b>
<b>Total Cost of Salaries</b>		<b>6028541</b>	<b>3697429</b>	<b>9725970</b>	<b>7364644</b>	<b>4350356</b>	<b>11715000</b>	<b>7585553</b>	<b>4459447</b>	<b>12045000</b>



### Most notable information about the Ministry/Department/Unit

No.	Description	base year	Value	Primary 2025	Estimatec 2026												
					Irbid	Ma'raq	Jarsh	Ajloun	Amman	Balqa'	Zaraq'	Madaba	Karak	Ma'an	Tafila	Aqaba	Total
1	Number of offices (civil status and passports).	2020	102	94	16	9	6	3	24	6	7	4	9	8	6	5	103

## Chapter : 1002 Ministry of Interior/Civil Status and Passports Department

( In JDs )

Current Activities Appropriations According to Program								
Prog.	Activites		Actual	Estimated	Re-estimated	Estimated	Indicative	Indicative
			2024	2025	2025	2026	2027	2028
1501	601	Administrative and Support Services	3121382	4632000	3941000	5071000	5331000	5523000
	Total of Program		3121382	4632000	3941000	5071000	5331000	5523000
1505	601	Issuances	8232925	9206000	9147000	9326000	9332000	9313000
	Total of Program		8232925	9206000	9147000	9326000	9332000	9313000
Total			11354307	13838000	13088000	14397000	14663000	14836000

Capital Projects Appropriations According to Program								
Prog.	Projects		Actual	Estimated	Re-estimated	Estimated	Indicative	Indicative
			2024	2025	2025	2026	2027	2028
1505	001	Document Issuance Program Administration Project	3208941	2370000	2300000	3100000	3100000	3150000
	005	Smart ID Card Project	872930	1390000	1260000	1226000	1300000	1300000
	007	Archiving historical department documents Project	99999	140000	140000	200000	250000	250000
	703	Civil Status and Passports Department projects in Ma'raq governorate	580042	0	0	0	0	0
	711	Purchasing smart card printers for Civil Status and Passports Offices in Ma'an Governorate	75000	60000	60000	0	0	0
	712	Maintenance of the building of the main Civil Status Directorate and Passports/Zarqa Governorate.	0	65000	65000	0	0	0
	713	Construction and maintenance of buildings in Ma'an governorate	15000	89000	60000	100000	0	0
	714	Civil Status Stations and Offices in Tafila Governorate.	0	130000	100000	0	0	0
	716	General Maintenance of the building of Cvil Status and Passports Directorate/Ajlon Governorate.	0	10000	10000	0	0	0
	717	Construction of a building for the Civil Status Office Ghor Safi/Karak governorate.	0	50000	50000	20000	30000	0
	718	Construction, maintenance, rehabilitation and development of civil status building in Aqaba governorate.	0	30000	30000	350000	0	0
	719	Maintenance of Civil Status Office Building in Northern Aghawar/Irbid Governorate.	0	25000	25000	0	0	0
	720	Installing queuing system for visitors to the Civil Status and Passports Office in West Irbid / Irbid Governorate	0	0	0	15000	0	0
	Total of Program			4851912	4359000	4100000	5011000	4680000
Total			4851912	4359000	4100000	5011000	4680000	4700000

**Overall Summary of Expenditures for Chapter 1002- Ministry of Interior/Civil Status and  
Passports Department  
for the Years 2024 - 2028**

( In JDs )

Description	Actual	Estimated	Re-estimated	Estimated	Difference between estimated 2026 and re- estimated 2025	Indicative	
	2024	2025	2025	2026		2027	2028
Current Expenditure	11,354,307	13,838,000	13,088,000	14,397,000	1,309,000	14,663,000	14,836,000
Capital Expenditure	4,851,912	4,359,000	4,100,000	5,011,000	911,000	4,680,000	4,700,000
<b>Total current and capital expenditure</b>	<b>16,206,219</b>	<b>18,197,000</b>	<b>17,188,000</b>	<b>19,408,000</b>	<b>2,220,000</b>	<b>19,343,000</b>	<b>19,536,000</b>

**Most notable differences between estimated appropriations for 2026 and re-estimated for 2025**

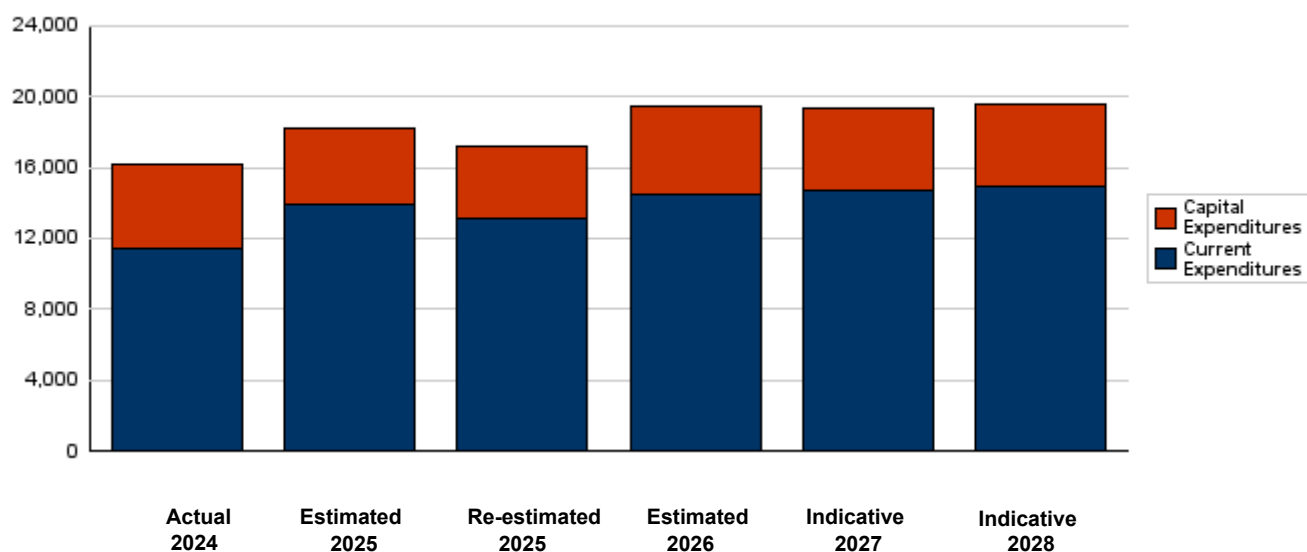
**Current expenditure :**

- Compensation of employees group increased by (1.040) million JDs for the year 2026 higher than its re-estimated level in 2025 to cover the costs of the natural increase in salaries, appointments and vacancies.
- Use of goods and services: It increased by (249) thousand JDs for the year 2026 higher than its re-estimated level in 2025, as the increase was concentrated in the rents item, the services, security and guarding contracts item, and the communications services item.
- Other expenditures: They increased by an increase of (20) thousand JDs for the year 2026 higher than their re-estimated level in 2025, as the increase was concentrated in bonuses for non-employees item.

**Capital expenditure :**

- The allocations for ongoing projects for the Department increased by (826) thousand JDs for the year 2026 higher than their re-estimated level in 2025, as the increase was concentrated in the item on issuing special documents in the electronic passport.
- Allocations for the (decentralized) governorates that were approved by the governorate councils for the year 2026 increased by (85) thousand JDs higher than their re-estimated level in 2025, as many projects were created for the Civil Status and Passports Department.

( Thousands of JDs )      Graph of the current and capital expenditures for the years 2024 - 2028



## Overall Summary of Current Expenditures for the Years 2024 - 2028

Chapter : 1002 Ministry of Interior/Civil Status and Passports Department

( In JDs )

Group	Item	Description	Actual 2024	Estimated 2025	Re-estimated 2025	Estimated 2026	Indicative 2027	Indicative 2028
<b>21</b>		<b>Compensations of Employees</b>						
<b>2111</b>		<b>Salaries, Wages and Allowances</b>						
	101	Classified Employees	63887	78000	61000	61000	59000	55000
	102	Unclassified Employees	1363705	1389000	1389000	1430000	1330000	1270000
	105	Personal Cost of Living Allowance	1707112	1760000	1707000	1712000	1700000	1685000
	106	Family Cost of Living Allowance	133909	140000	136000	136000	131000	124000
	110	Overtime Allowance	75000	65000	65000	75000	75000	75000
	111	Additional Allowance	1473273	1470000	1370000	1325000	1310000	1295000
	113	Transportation Allowance	450000	363000	363000	398000	393000	393000
	114	Transport Allowance	299980	172000	172000	227000	237000	242000
	116	Employees' Bonuses	2097939	3200000	3200000	3300000	3400000	3400000
	120	Contract Employees	976481	990000	990000	1036000	1122000	1176000
	121	Fixed-term Contract Employees	0	828000	390000	1050000	1200000	1350000
		<b>Total</b>	<b>8641286</b>	<b>10455000</b>	<b>9843000</b>	<b>10750000</b>	<b>10957000</b>	<b>11065000</b>
<b>2121</b>		<b>Social Security Contributions</b>						
	301	Social Security	1084684	1260000	1162000	1295000	1314000	1334000
		<b>Total</b>	<b>1084684</b>	<b>1260000</b>	<b>1162000</b>	<b>1295000</b>	<b>1314000</b>	<b>1334000</b>
<b>22</b>		<b>Use of Goods and Services</b>						
<b>2211</b>		<b>Use of Goods and Services</b>						
	201	Rents	444604	550000	540000	580000	580000	580000
	202	Telecommunications Services	114479	180000	150000	200000	205000	210000
	203	Water	32030	40000	40000	40000	40000	40000
	204	Electricity	472619	450000	450000	400000	410000	420000
	205	Fuels	94958	100000	100000	100000	110000	120000
	206	Maintenance of Machines, furniture and acce	19995	20000	20000	22000	22000	22000
	207	Maintenance of vehicles, equipment and acce	14997	15000	15000	20000	20000	20000
	208	Repair and maintenance of buildings and acc	49912	70000	70000	85000	90000	100000
	209	Stationery,Publications and Office Supplies	11989	15000	15000	17000	17000	17000
	210	Substances and raw materials (medicines, cl	10995	11000	11000	12000	12000	12000
	211	Cleaning services and supplies including cle	23890	230000	230000	250000	260000	270000
	212	Insurance	5616	12000	12000	12000	12000	12000
	213	Official Travel Missions	11342	18000	18000	20000	20000	20000
	214	Goods and services expenses	12998	62000	62000	224000	224000	224000
		<b>Total</b>	<b>1320424</b>	<b>1773000</b>	<b>1733000</b>	<b>1982000</b>	<b>2022000</b>	<b>2067000</b>
<b>28</b>		<b>Other Expenditures</b>						
<b>2821</b>		<b>Other Current Expenditures</b>						
	303	Scientific scholarships and training courses	8025	15000	15000	20000	20000	20000
	305	Non-Employees' Bonuses	299888	335000	335000	350000	350000	350000
		<b>Total</b>	<b>307913</b>	<b>350000</b>	<b>350000</b>	<b>370000</b>	<b>370000</b>	<b>370000</b>
		<b>Total of Chapter</b>	<b>11354307</b>	<b>13838000</b>	<b>13088000</b>	<b>14397000</b>	<b>14663000</b>	<b>14836000</b>

# Overall Summary of Capital Expenditures for the Years 2024 - 2028

Chapter : 1002 Ministry of Interior/Civil Status and Passports Department

( In JDs )

Group	Item	Description	Actual 2024	Estimated 2025	Re-estimated 2025	Estimated 2026	Indicative 2027	Indicative 2028
		<b>Expenditures</b>						
22		Use of Goods and Services						
2211		Use of Goods and Services						
	510	Buildings and facilities repair and maintenance	5000	324000	254000	250000	250000	250000
	512	Operating and Sustaining Expenditures	3910542	3280000	3150000	3886000	4000000	4050000
		<b>Total</b>	<b>3915542</b>	<b>3604000</b>	<b>3404000</b>	<b>4136000</b>	<b>4250000</b>	<b>4300000</b>
28		<b>Other Expenditures</b>						
2822		Other Capital Expenditures						
	504	Studies, Research and Consultations	10000	0	0	0	0	0
		<b>Total</b>	<b>10000</b>	<b>0</b>	<b>0</b>	<b>0</b>	<b>0</b>	<b>0</b>
		<b>Fixed Assets</b>						
31		<b>Non-financial Assets</b>						
3111		Buildings and Constructions						
	508	Works and Constructions	580042	155000	102000	470000	30000	0
		<b>Total</b>	<b>580042</b>	<b>155000</b>	<b>102000</b>	<b>470000</b>	<b>30000</b>	<b>0</b>
3112		Devices, Machinery and Equipment						
	505	Equipment, Machines and Devices	346328	510000	504000	315000	350000	350000
	506	Vehicles and Equipment	0	90000	90000	90000	50000	50000
		<b>Total</b>	<b>346328</b>	<b>600000</b>	<b>594000</b>	<b>405000</b>	<b>400000</b>	<b>400000</b>
		<b>Total of Chapter</b>	<b>4851912</b>	<b>4359000</b>	<b>4100000</b>	<b>5011000</b>	<b>4680000</b>	<b>4700000</b>

**Appropriations directed for females and child according to chapter : 1002 Ministry of Interior/Civil Status and Passports Department**

( In JDs )

Description	2024	2025	2026	2027	2028
Females	3,697,429	4,350,356	4,459,447	4,517,817	4,547,092
Child	0	0	0	0	0
Appropriations distributed according to population index					
Females	3,045,717	3,046,540	3,460,610	3,323,840	3,354,390
Child	2,332,890	2,333,520	2,650,680	2,545,920	2,569,320
<b>Total appropriations directed for females</b>	<b>6,743,146</b>	<b>7,396,896</b>	<b>7,920,057</b>	<b>7,841,657</b>	<b>7,901,482</b>
<b>Total appropriations directed for Child</b>	<b>2,332,890</b>	<b>2,333,520</b>	<b>2,650,680</b>	<b>2,545,920</b>	<b>2,569,320</b>

**1501 Program Administration and Support Services**

**Objective of the program :**

This program aims to provide the financial and administrative support to all programs of daily activities and operations in pursuit of achieving their strategic objective.

**The strategic objective related to the program :**

- Strengthening the institutional capacity of the service and increasing the efficiency of service delivery in order to achieve the satisfaction of the service recipients.
- Building and strengthening partnerships and developing community work.

**Directorates associated with the program :**

- 1- Financial Affairs Administration.
- 2- Administrative Affairs Administration.
- 3- Human Resources and Institutional Development Administration.
- 4- Legal Affairs Administration.
- 5- IT and Digital Transformation Administration.
- 6- Inspection and Internal Control Administration.
- 7- Public Relations Directorate.

**Services provided by the program :**

- 1- Raising the efficiency of human resources through specialized training programs.
- 2- Preparing accurate financial reports that support decision-making.
- 3- Implementing internal awareness campaigns to increase institutional awareness.
- 4- Implementing governance and compliance to ensure transparency and accountability.
- 5- Maintaining facilities and infrastructure to ensure their readiness.

**Program's main outputs and results during the years (2026 -2028):**

- 1- Increasing human resources efficiency by 25% through training.
- 2- Strengthening the implementation of governance and compliance by 50%.
- 3- 95% readiness of facilities and infrastructure.

**The Program's challenges :**

- 1- Cadre qualification gaps.
- 2- Weak coordination between directorates.
- 3- Limited infrastructure.
- 4- Resistance to change.
- 5- Lack of clear performance indicators.

**Actions to address challenges and improve services provided:**

- 1- Continuous specialized training.
- 2- Activate performance indicators.
- 3- Forming effective operational committees.
- 4- Developing facilities and infrastructure.
- 5- Internal awareness campaigns to enhance institutional culture.

**The needs of both genders:**

- 1- both of sexes' support in the field of administrative work.
- 2- Encouraging participation for both genders.
- 3- Combating discrimination.
- 4- Providing a safe and stimulating work environment.

**Staff working in the program :**

The program is implemented through a functional staff in 2025 estimated with ( 264 ) staff, including ( 197 ) males and ( 67 ) females .

**Appropriations directed for females and child**

(In JDs)

Description	2024	2025	2026	2027	2028
Females	621,984	904,246	949,928	1,005,761	1,043,068
Child	0	0	0	0	0
<b>Appropriations directed according to population index</b>					
Females	315,173	502,430	624,160	642,960	664,110
Child	241,409	384,840	478,080	492,480	508,680
<b>Total appropriations directed for females</b>	<b>937,157</b>	<b>1,406,676</b>	<b>1,574,088</b>	<b>1,648,721</b>	<b>1,707,178</b>
<b>Total appropriations directed for Child</b>	<b>241,409</b>	<b>384,840</b>	<b>478,080</b>	<b>492,480</b>	<b>508,680</b>

**Chapter 1002 - Ministry of Interior/Civil Status and Passports Department**

**1501 Program Administration and Support Services**

**Key Performance Indicators for Program**

Performance Measurement Indicator	Base Year	Value	Actual value	Target value	Preliminary Self Evaluation	Target Value		
			2024	2025		2025	2026	2027
1 Percentage of service recipients satisfaction.	2019	75%	90%	94%	85%	95%	96%	98%
2 Job satisfaction rate.	2024	73%	73%	75%	68%	80%	85%	90%
3 Number of trainees.	2024	199	250	250	215	300	350	360
4 Percentage of rental and owned circuit buildings maintenance plans.	2024	80%	80%	85%	75%	90%	95%	100%

**Appropriations 1501 Program Administration and Support Services Per Activities and Projects**

(In JDs)

Activities and Projects	Actual 2024	Estimated 2025	Re-estimated 2025	Estimated 2026	Indicative	
					2027	2028
<b>Current Expenditures</b>	<b>3,121,382</b>	<b>4,632,000</b>	<b>3,941,000</b>	<b>5,071,000</b>	<b>5,331,000</b>	<b>5,523,000</b>
601 Administrative and Support Services	3,121,382	4,632,000	3,941,000	5,071,000	5,331,000	5,523,000
<b>Capital Expenditures</b>	<b>0</b>	<b>0</b>	<b>0</b>	<b>0</b>	<b>0</b>	<b>0</b>
Program / Treasury	0	0	0	0	0	0
<b>Total Program</b>	<b>3,121,382</b>	<b>4,632,000</b>	<b>3,941,000</b>	<b>5,071,000</b>	<b>5,331,000</b>	<b>5,523,000</b>

**Current Expenditures According to Program and Activities for the Years 2024 - 2028**

Chapter : 1002 - Ministry of Interior/Civil Status and Passports Department

(In JDs)

Program : 1501 - Administration and Support Services								
Activity : 601 - Administrative and Support Services								
Group	Item	Description	Actual 2024	Estimated 2025	Re-estimated 2025	Estimated 2026	Indicative 2027	Indicative 2028
<b>21</b>		<b>Compensations of Employees</b>						
<b>2111</b>		Salaries, Wages and Allowances						
	101	Classified Employees	25699	33000	16000	17000	16000	15000
	102	Unclassified Employees	263706	264000	264000	310000	280000	270000
	105	Personal Cost of Living Allowance	292417	360000	307000	317000	310000	305000
	106	Family Cost of Living Allowance	26536	30000	26000	28000	25000	22000
	110	Overtime Allowance	75000	65000	65000	75000	75000	75000
	111	Additional Allowance	387479	470000	370000	370000	360000	355000
	113	Transportation Allowance	100000	125000	125000	140000	135000	135000
	114	Transport Allowance	49980	50000	50000	95000	105000	110000
	116	Employees' Bonuses	799986	850000	850000	850000	950000	950000
	121	Fixed-term Contract Employees	0	828000	390000	1050000	1200000	1350000
		<b>Total</b>	<b>2020803</b>	<b>3075000</b>	<b>2463000</b>	<b>3252000</b>	<b>3456000</b>	<b>3587000</b>
<b>2121</b>		Social Security Contributions						
	301	Social Security	429999	488000	439000	491000	507000	523000
		<b>Total</b>	<b>429999</b>	<b>488000</b>	<b>439000</b>	<b>491000</b>	<b>507000</b>	<b>523000</b>
<b>22</b>		<b>Use of Goods and Services</b>						
<b>2211</b>		Use of Goods and Services						
	202	Telecommunications Services	32642	95000	65000	85000	90000	95000
	203	Water	15838	20000	20000	20000	20000	20000
	204	Electricity	164981	165000	165000	205000	215000	225000
	205	Fuels	59976	65000	65000	65000	75000	85000
	001	Heating	39976	45000	45000	45000	55000	65000
	002	Saloon vehicles	20000	20000	20000	20000	20000	20000
	206	Maintenance of Machines, furniture and accessories	8000	8000	8000	10000	10000	10000
	207	Maintenance of vehicles, equipment and accessories	14997	15000	15000	20000	20000	20000
	208	Repair and maintenance of buildings and accessories	17969	38000	38000	53000	58000	68000
	209	Stationery, Publications and Office Supplies	7989	11000	11000	13000	13000	13000
	210	Substances and raw materials (medicines, clothes, food, films, etc..)	6995	7000	7000	8000	8000	8000
	211	Cleaning services and supplies including cleaning contracts	16904	223000	223000	243000	253000	263000
	212	Insurance	5616	12000	12000	12000	12000	12000
	213	Official Travel Missions	11342	18000	18000	20000	20000	20000
	214	Goods and services expenses	3998	53000	53000	215000	215000	215000
	001	Events and hospitality	0	3000	3000	20000	20000	20000
	008	Advertisements and subscriptions	0	2000	2000	20000	20000	20000
	013	Services, security and guarding contracts	0	43000	43000	160000	160000	160000
	121	Administrative expenses	3998	5000	5000	15000	15000	15000
		<b>Total</b>	<b>367247</b>	<b>730000</b>	<b>700000</b>	<b>969000</b>	<b>1009000</b>	<b>1054000</b>
<b>28</b>		<b>Other Expenditures</b>						
<b>2821</b>		Other Current Expenditures						
	303	Scientific scholarships and training courses	3445	4000	4000	9000	9000	9000
	305	Non-Employees' Bonuses	299888	335000	335000	350000	350000	350000
		<b>Total</b>	<b>303333</b>	<b>339000</b>	<b>339000</b>	<b>359000</b>	<b>359000</b>	<b>359000</b>
		<b>Total of Activity</b>	<b>3121382</b>	<b>4632000</b>	<b>3941000</b>	<b>5071000</b>	<b>5331000</b>	<b>5523000</b>
		<b>Total of Program</b>	<b>3121382</b>	<b>4632000</b>	<b>3941000</b>	<b>5071000</b>	<b>5331000</b>	<b>5523000</b>

**1505 Program Issuing Documents****Objective of the program :**

This program aims to directly provide services to citizens through the issuance of secure documents.

**The strategic objective related to the program :**

- Enhancing the sustainability and integration of databases and maintaining their security.
- Supporting electronic transformation in the service and providing electronic services to meet the requirements of the service recipients.

**Directorates associated with the program :**

- 1- Embassies and Consulates Affairs Administration.
- 2- Legal Affairs Administration.
- 3- IT Administration Directorate.
- 4- West Bank and Gaza Passports Directorate.
- 5- Directorates of Civil Status and Passports in all governorates of the Kingdom.
- 6- Archiving and Filing Directorate.

**Services provided by the program :**

- 1- Issuing certificates of different types.
- 2- Issuing passports of different types.
- 3- Issuing family books of different types.
- 4- Issuing ID cards of different types.
- 5- Issuing identification cards for children of Jordanian women.
- 6- Preparing voter records for parliamentary / municipal / governorate councils elections.
- 7- Exchanging civil data with institutions.

**Program's main outputs and results during the years (2026 -2028):**

- 1- Secure and accurate documentation.
- 2- Improved electronic services.
- 3- Increasing operational efficiency.
- 4- Improving citizens' satisfaction.
- 5- Improving the protection of personal data.

**The Program's challenges :**

- 1- Technical challenges.
- 2- Training and rehabilitation.
- 3- Security challenges.
- 4- Infrastructure.

**Actions to address challenges and improve services provided:**

- 1- Improving technological infrastructure.
- 2- Staff training.
- 3- Development of high security measures.
- 4- Education and awareness-raising for citizens.
- 5- Accelerating legal proceedings.

**The needs of both genders:**

- 1- Equal access to services.
- 2- Encouraging participation for both genders in the use of electronic systems.
- 3- Achieving transparency and fairness in transactions.
- 4- Designing services that take into account the elderly and persons with disabilities (ease of access, simplified interfaces, audio and visual support).

**Staff working in the program :**

The program is implemented through a functional staff in 2025 estimated with ( 1003 ) staff, including ( 579 ) males and ( 424 ) females .

**Appropriations directed for females and child****(In JDs)**

Description	2024	2025	2026	2027	2028
Females	3,075,445	3,446,110	3,509,519	3,512,056	3,504,024
Child	0	0	0	0	0
<b>Appropriations directed according to population index</b>					
Females	2,730,544	2,544,110	2,836,450	2,680,880	2,690,280
Child	2,091,481	1,948,680	2,172,600	2,053,440	2,060,640
<b>Total appropriations directed for females</b>	<b>5,805,989</b>	<b>5,990,220</b>	<b>6,345,969</b>	<b>6,192,936</b>	<b>6,194,304</b>
<b>Total appropriations directed for Child</b>	<b>2,091,481</b>	<b>1,948,680</b>	<b>2,172,600</b>	<b>2,053,440</b>	<b>2,060,640</b>

**Chapter 1002 - Ministry of Interior/Civil Status and Passports Department**

**1505 Program Issuing Documents**

**Key Performance Indicators for Program**

Performance Measurement Indicator	Base Year	Value	Actual value	Target value	Preliminary Self Evaluation	Target Value			
			2024	2025		2025	2026	2027	2028
1	Number of registered vital incidents.	2019	355000	385000	395000	365000	400000	410000	420000
2	Number of documents issued by the department.	2019	3012264	3050000	3600000	3150000	3600000	3700000	3800000
3	Percentage of the number of antivirus systems activated.	2024	85%	85%	88%	88%	95%	96%	97%
4	Percentage of backup copies.	2024	100%	100%	100%	88%	100%	100%	100%
5	Percentage of servers maintenance.	2024	100%	100%	100%	90%	100%	100%	100%

**Appropriations 1505 Program Issuing Documents Per Activities and Projects**

(In JDs)

Activities and Projects	Actual 2024	Estimated 2025	Re-estimated 2025	Estimated 2026	Indicative 2027 2028	
<b>Current Expenditures</b>	<b>8,232,925</b>	<b>9,206,000</b>	<b>9,147,000</b>	<b>9,326,000</b>	<b>9,332,000</b>	<b>9,313,000</b>
601 Issuances	8,232,925	9,206,000	9,147,000	9,326,000	9,332,000	9,313,000
<b>Capital Expenditures</b>	<b>4,851,912</b>	<b>4,359,000</b>	<b>4,100,000</b>	<b>5,011,000</b>	<b>4,680,000</b>	<b>4,700,000</b>
001 Document Issuance Program Administration Project	3,208,941	2,370,000	2,300,000	3,100,000	3,100,000	3,150,000
005 Smart ID Card Project	872,930	1,390,000	1,260,000	1,226,000	1,300,000	1,300,000
007 Archiving historical department documents Project	99,999	140,000	140,000	200,000	250,000	250,000
703 Civil Status and Passports Department projects in Ma'raq governorate	580,042	0	0	0	0	0
711 Purchasing smart card printers for Civil Status and Passports Offices in Ma'an Governorate	75,000	60,000	60,000	0	0	0
712 Maintenance of the building of the main Civil Status Directorate and Passports/Zarqa Governorate.	0	65,000	65,000	0	0	0
713 Construction and maintenance of buildings in Ma'an governorate	15,000	89,000	60,000	100,000	0	0
714 Civil Status Stations and Offices in Tafila Governorate.	0	130,000	100,000	0	0	0
716 General Maintenance of the building of Civil Status and Passports Directorate/Ajlun Governorate.	0	10,000	10,000	0	0	0
717 Construction of a building for the Civil Status Office Ghor Safi/Karak governorate.	0	50,000	50,000	20,000	30,000	0
718 Construction, maintenance, rehabilitation and development of civil status building in Aqaba governorate.	0	30,000	30,000	350,000	0	0
719 Maintenance of Civil Status Office Building in Northern Aghawar/Irbid Governorate.	0	25,000	25,000	0	0	0
720 Installing queuing system for visitors to the Civil Status and Passports Office in West Irbid / Irbid Governorate	0	0	0	15,000	0	0
<b>Program / Treasury</b>	<b>4,851,912</b>	<b>4,359,000</b>	<b>4,100,000</b>	<b>5,011,000</b>	<b>4,680,000</b>	<b>4,700,000</b>
<b>Total Program</b>	<b>13,084,837</b>	<b>13,565,000</b>	<b>13,247,000</b>	<b>14,337,000</b>	<b>14,012,000</b>	<b>14,013,000</b>

**Current Expenditures According to Program and Activities for the Years 2024 - 2028**

Chapter : 1002 - Ministry of Interior/Civil Status and Passports Department

(In JDs)

Program : 1505 - Issuing Documents								
Activity : 601 - Issuances								
Group	Item	Description	Actual 2024	Estimated 2025	Re-estimated 2025	Estimated 2026	Indicative 2027	Indicative 2028
<b>21</b>		<b>Compensations of Employees</b>						
<b>2111</b>		Salaries, Wages and Allowances						
	101	Classified Employees	38188	45000	45000	44000	43000	40000
	102	Unclassified Employees	1099999	1125000	1125000	1120000	1050000	1000000
	105	Personal Cost of Living Allowance	1414695	1400000	1400000	1395000	1390000	1380000
	106	Family Cost of Living Allowance	107373	110000	110000	108000	106000	102000
	111	Additional Allowance	1085794	1000000	1000000	955000	950000	940000
	113	Transportation Allowance	350000	238000	238000	258000	258000	258000
	114	Transport Allowance	250000	122000	122000	132000	132000	132000
	116	Employees' Bonuses	1297953	2350000	2350000	2450000	2450000	2450000
	120	Contract Employees	976481	990000	990000	1036000	1122000	1176000
		<b>Total</b>	<b>6620483</b>	<b>7380000</b>	<b>7380000</b>	<b>7498000</b>	<b>7501000</b>	<b>7478000</b>
<b>2121</b>		Social Security Contributions						
	301	Social Security	654685	772000	723000	804000	807000	811000
		<b>Total</b>	<b>654685</b>	<b>772000</b>	<b>723000</b>	<b>804000</b>	<b>807000</b>	<b>811000</b>
<b>22</b>		<b>Use of Goods and Services</b>						
<b>2211</b>		Use of Goods and Services						
	201	Rents	444604	550000	540000	580000	580000	580000
	202	Telecommunications Services	81837	85000	85000	115000	115000	115000
	203	Water	16192	20000	20000	20000	20000	20000
	204	Electricity	307638	285000	285000	195000	195000	195000
	205	Fuels	34982	35000	35000	35000	35000	35000
	001	Heating	29996	30000	30000	30000	30000	30000
	002	Saloon vehicles	4986	5000	5000	5000	5000	5000
	206	Maintenance of Machines, furniture and accessories	11995	12000	12000	12000	12000	12000
	208	Repair and maintenance of buildings and accessories	31943	32000	32000	32000	32000	32000
	209	Stationery, Publications and Office Supplies	4000	4000	4000	4000	4000	4000
	210	Substances and raw materials (medicines, clothes, food, films, etc..)	4000	4000	4000	4000	4000	4000
	211	Cleaning services and supplies including cleaning contracts	6986	7000	7000	7000	7000	7000
	214	Goods and services expenses	9000	9000	9000	9000	9000	9000
	121	Administrative expenses	9000	9000	9000	9000	9000	9000
		<b>Total</b>	<b>953177</b>	<b>1043000</b>	<b>1033000</b>	<b>1013000</b>	<b>1013000</b>	<b>1013000</b>
<b>28</b>		<b>Other Expenditures</b>						
<b>2821</b>		Other Current Expenditures						
	303	Scientific scholarships and training courses	4580	11000	11000	11000	11000	11000
		<b>Total</b>	<b>4580</b>	<b>11000</b>	<b>11000</b>	<b>11000</b>	<b>11000</b>	<b>11000</b>
		<b>Total of Activity</b>	<b>8232925</b>	<b>9206000</b>	<b>9147000</b>	<b>9326000</b>	<b>9332000</b>	<b>9313000</b>
		<b>Total of Program</b>	<b>8232925</b>	<b>9206000</b>	<b>9147000</b>	<b>9326000</b>	<b>9332000</b>	<b>9313000</b>
		<b>Total of Chapter</b>	<b>11354307</b>	<b>13838000</b>	<b>13088000</b>	<b>14397000</b>	<b>14663000</b>	<b>14836000</b>

# Capital Expenditures According to Program and Projects for the Years 2024 - 2028

Chapter : 1002 Ministry of Interior/Civil Status and Passports Department

( In JDs )

Program 1505 Issuing Documents								
Project		001 Document Issuance Program Administration Project						
Fund Source		102001 Capital (Treasury)						
Group	Item	Description	Actual 2024	Estimated 2025	Re-estimated 2025	Estimated 2026	Indicative 2027	Indicative 2028
22		Use of Goods and Services						
2211		Use of Goods and Services						
	510	Buildings and facilities repair and maintenance						
	009	Buildings repair and renovation	0	180000	110000	250000	250000	250000
		<b>Total of Item</b>	0	180000	110000	250000	250000	250000
	512	Operating and Sustaining Expenditures						
	011	Capacity building expenses	700000	0	0	0	0	0
	016	Software licenses	0	180000	180000	100000	100000	100000
	035	Technical and administrative support	649104	380000	380000	300000	300000	300000
	037	Issuing documents	1859837	1540000	1540000	2360000	2400000	2450000
		<b>Total of Item</b>	3208941	2100000	2100000	2760000	2800000	2850000
31		Non-financial Assets						
3112		Devices, Machinery and Equipment						
	506	Vehicles and Equipment						
	003	Pick-up vehicles	0	90000	90000	90000	50000	50000
		<b>Total of Item</b>	0	90000	90000	90000	50000	50000
		<b>Total of Project / Treasury</b>	3208941	2370000	2300000	3100000	3100000	3150000
Project		005 Smart ID Card Project						
Fund Source		102001 Capital (Treasury)						
Group	Item	Description	Actual 2024	Estimated 2025	Re-estimated 2025	Estimated 2026	Indicative 2027	Indicative 2028
22		Use of Goods and Services						
2211		Use of Goods and Services						
	512	Operating and Sustaining Expenditures						
	006	Devices, tools and equipment maintenance	99942	100000	100000	100000	100000	100000
	037	Issuing documents	501660	940000	810000	826000	850000	850000
		<b>Total of Item</b>	601602	1040000	910000	926000	950000	950000
31		Non-financial Assets						
3112		Devices, Machinery and Equipment						
	505	Equipment, Machines and Devices						
	001	Computers and accessories	271328	350000	350000	300000	350000	350000
		<b>Total of Item</b>	271328	350000	350000	300000	350000	350000
		<b>Total of Project / Treasury</b>	872930	1390000	1260000	1226000	1300000	1300000
Project		007 Archiving historical department documents Project						
Fund Source		102001 Capital (Treasury)						
Group	Item	Description	Actual 2024	Estimated 2025	Re-estimated 2025	Estimated 2026	Indicative 2027	Indicative 2028
22		Use of Goods and Services						
2211		Use of Goods and Services						
	512	Operating and Sustaining Expenditures						
	014	Archiving and documentation	99999	140000	140000	200000	250000	250000
		<b>Total of Item</b>	99999	140000	140000	200000	250000	250000
		<b>Total of Project / Treasury</b>	99999	140000	140000	200000	250000	250000

# Capital Expenditures According to Program and Projects for the Years 2024 - 2028

Chapter : 1002 Ministry of Interior/Civil Status and Passports Department

( In JDs )

<b>Program</b> 1505 Issuing Documents								
<b>Project</b>		703 Civil Status and Passports Department projects in Mafraq governorate						
<b>Fund Source</b>		102001 Capital (Treasury)						
Group	item	Description	Actual 2024	Estimated 2025	Re-estimated 2025	Estimated 2026	Indicative 2027	Indicative 2028
31		<b>Non-financial Assets</b>						
3111		Buildings and Constructions						
	508	Works and Constructions						
	013	Construction of buildings	580042	0	0	0	0	0
		<b>Total of Item</b>	580042	0	0	0	0	0
		<b>Total of Project / Treasury</b>	580042	0	0	0	0	0
<b>Project</b>		711 Purchasing smart card printers for Civil Status and Passports Offices in Ma'an Governorate						
<b>Fund Source</b>		102001 Capital (Treasury)						
Group	item	Description	Actual 2024	Estimated 2025	Re-estimated 2025	Estimated 2026	Indicative 2027	Indicative 2028
31		<b>Non-financial Assets</b>						
3112		Devices, Machinery and Equipment						
	505	Equipment, Machines and Devices						
	076	Printing machines smart cards	75000	60000	60000	0	0	0
		<b>Total of Item</b>	75000	60000	60000	0	0	0
		<b>Total of Project / Treasury</b>	75000	60000	60000	0	0	0
<b>Project</b>		712 Maintenance of the building of the main Civil Status Directorate and Passports/Zarqa Governorate.						
<b>Fund Source</b>		102001 Capital (Treasury)						
Group	item	Description	Actual 2024	Estimated 2025	Re-estimated 2025	Estimated 2026	Indicative 2027	Indicative 2028
22		<b>Use of Goods and Services</b>						
2211		Use of Goods and Services						
	510	Buildings and facilities repair and maintenance						
	008	Buildings and facilities maintenance	0	65000	65000	0	0	0
		<b>Total of Item</b>	0	65000	65000	0	0	0
		<b>Total of Project / Treasury</b>	0	65000	65000	0	0	0
<b>Project</b>		713 Construction and maintenance of buildings in Ma'an governorate						
<b>Fund Source</b>		102001 Capital (Treasury)						
Group	item	Description	Actual 2024	Estimated 2025	Re-estimated 2025	Estimated 2026	Indicative 2027	Indicative 2028
22		<b>Use of Goods and Services</b>						
2211		Use of Goods and Services						
	510	Buildings and facilities repair and maintenance						
	008	Buildings and facilities maintenance	5000	14000	14000	0	0	0
		<b>Total of Item</b>	5000	14000	14000	0	0	0
28		<b>Other Expenditures</b>						
2822		Other Capital Expenditures						
	504	Studies, Research and Consultations						
	017	Construction studies	10000	0	0	0	0	0
		<b>Total of Item</b>	10000	0	0	0	0	0
31		<b>Non-financial Assets</b>						
3111		Buildings and Constructions						
	508	Works and Constructions						
	013	Construction of buildings	0	75000	46000	100000	0	0
		<b>Total of Item</b>	0	75000	46000	100000	0	0
		<b>Total of Project / Treasury</b>	15000	89000	60000	100000	0	0

# Capital Expenditures According to Program and Projects for the Years 2024 - 2028

Chapter : 1002 Ministry of Interior/Civil Status and Passports Department

( In JDs )

<b>Program 1505 Issuing Documents</b>								
<b>Project</b>		714 Civil Status Stations and Offices in Tafila Governorate.						
<b>Fund Source</b>		102001 Capital (Treasury)						
Group	item	Description	Actual 2024	Estimated 2025	Re-estimated 2025	Estimated 2026	Indicative 2027	Indicative 2028
<b>31</b>		<b>Non-financial Assets</b>						
<b>3111</b>		Buildings and Constructions						
	508	Works and Constructions						
	013	Construction of buildings	0	30000	6000	0	0	0
		<b>Total of Item</b>	0	30000	6000	0	0	0
<b>3112</b>		Devices, Machinery and Equipment						
	505	Equipment, Machines and Devices						
	076	Printing machines smart cards	0	100000	94000	0	0	0
		<b>Total of Item</b>	0	100000	94000	0	0	0
		<b>Total of Project / Treasury</b>	0	130000	100000	0	0	0
<b>Project</b>		716 General Maintenance of the building of Civil Status and Passports Directorate/Ajlon Governorate.						
<b>Fund Source</b>		102001 Capital (Treasury)						
Group	item	Description	Actual 2024	Estimated 2025	Re-estimated 2025	Estimated 2026	Indicative 2027	Indicative 2028
<b>22</b>		<b>Use of Goods and Services</b>						
<b>2211</b>		Use of Goods and Services						
	510	Buildings and facilities repair and maintenance						
	008	Buildings and facilities maintenance	0	10000	10000	0	0	0
		<b>Total of Item</b>	0	10000	10000	0	0	0
		<b>Total of Project / Treasury</b>	0	10000	10000	0	0	0
<b>Project</b>		717 Construction of a building for the Civil Status Office Ghor Safi/Karak governorate.						
<b>Fund Source</b>		102001 Capital (Treasury)						
Group	item	Description	Actual 2024	Estimated 2025	Re-estimated 2025	Estimated 2026	Indicative 2027	Indicative 2028
<b>31</b>		<b>Non-financial Assets</b>						
<b>3111</b>		Buildings and Constructions						
	508	Works and Constructions						
	013	Construction of buildings	0	50000	50000	20000	30000	0
		<b>Total of Item</b>	0	50000	50000	20000	30000	0
		<b>Total of Project / Treasury</b>	0	50000	50000	20000	30000	0
<b>Project</b>		718 Construction, maintenance, rehabilitation and development of civil status building in Aqaba governorate.						
<b>Fund Source</b>		102001 Capital (Treasury)						
Group	item	Description	Actual 2024	Estimated 2025	Re-estimated 2025	Estimated 2026	Indicative 2027	Indicative 2028
<b>22</b>		<b>Use of Goods and Services</b>						
<b>2211</b>		Use of Goods and Services						
	510	Buildings and facilities repair and maintenance						
	009	Buildings repair and renovation	0	30000	30000	0	0	0
		<b>Total of Item</b>	0	30000	30000	0	0	0
<b>31</b>		<b>Non-financial Assets</b>						
<b>3111</b>		Buildings and Constructions						
	508	Works and Constructions						
	013	Construction of buildings	0	0	0	350000	0	0
		<b>Total of Item</b>	0	0	0	350000	0	0
		<b>Total of Project / Treasury</b>	0	30000	30000	350000	0	0

# Capital Expenditures According to Program and Projects for the Years 2024 - 2028

Chapter : 1002 Ministry of Interior/Civil Status and Passports Department

( In JDs )

Program 1505 Issuing Documents								
Project		719 Maintenance of Civil Status Office Building in Northern Aghawar/Irbid Governorate.						
Fund Source		102001 Capital (Treasury)						
Group	item	Description	Actual 2024	Estimated 2025	Re-estimated 2025	Estimated 2026	Indicative 2027	Indicative 2028
22		Use of Goods and Services						
2211		Use of Goods and Services						
	510	Buildings and facilities repair and maintenance						
	008	Buildings and facilities maintenance	0	25000	25000	0	0	0
		<b>Total of Item</b>	0	25000	25000	0	0	0
		<b>Total of Project / Treasury</b>	0	25000	25000	0	0	0
Project		720 Installing queuing system for visitors to the Civil Status and Passports Office in West Irbid / Irbid Governorate						
Fund Source		102001 Capital (Treasury)						
Group	item	Description	Actual 2024	Estimated 2025	Re-estimated 2025	Estimated 2026	Indicative 2027	Indicative 2028
31		Non-financial Assets						
3112		Devices, Machinery and Equipment						
	505	Equipment, Machines and Devices						
	013	Take a Number Machines	0	0	0	15000	0	0
		<b>Total of Item</b>	0	0	0	15000	0	0
		<b>Total of Project / Treasury</b>	0	0	0	15000	0	0
<b>Total of Program</b>			4851912	4359000	4100000	5011000	4680000	4700000
<b>Total of Chapter</b>			4851912	4359000	4100000	5011000	4680000	4700000

## Capital Expenditures Distributed According to Governorates

Chapter : 1002 Ministry of Interior/Civil Status and Passports Department

( In JDs )

Governorate		Estimated 2026	Indicative 2027	Indicative 2028
21	Irbid Governorate	15,000	0	0
22	Mafraq Governorate	0	0	0
23	Jerash Governorate	0	0	0
24	Ajloun Governorate	0	0	0
31	The Capital Governorate	0	0	0
32	Balqa' Governorate	0	0	0
33	Zarqa Governorate	0	0	0
34	Ma'daba Governorate	0	0	0
41	Karak Governorate	20,000	30,000	0
42	Ma'an Governorate	100,000	0	0
43	Tafileh Governorate	0	0	0
44	Aqaba Governorate	350,000	0	0
<b>Total</b>		<b>485,000</b>	<b>30,000</b>	<b>0</b>

## Chapter : 1003 Ministry of Interior/Public Security Directorate

**Creation :** The Public Security history is considered as an important and main part of Jordan's modern history, as the formation of the Public Security passed through different phases as per the developments on the Jordanian arena. And with the arrival of Prince Abdullah Bin Al-Hussein to Ma'an and forming of the first Jordanian government on April 11, 1921, a force was founded to maintain order and security which consists of (the gendarmerie, the reserve gendarmerie regiment, the regular regiment, and the Hagganah force). However, those forces were affiliated from time to time with the Arab Army due to political and security conditions witnessed by the country. The first position to Director of the Public Security was known as the Security and Discipline advisor, as well as the Public Security was separated from the army on July 14, 1956, and the first Director of Public Security was appointed. The date 11, April of 1958, is rightfully considered the day of establishing Public Security as a legal personality independent from the Army and affiliated to the Ministry of Interior under the Public Security Law No. (29) of 1958. The Public Security Law No. (38) of 1956 replaced the previous law, which regulated the affairs of the force, its duties and the tools of control over them. . In 1978, the Civil Defense Department separated financially from the Public Security Directorate and had its own budget in response to the developments that the Hashemite Kingdom of Jordan witnessed in the nineties of the twentieth century, including the development and prosperity Civil Defense Law No. (18) of 1999 was issued to replace Civil Defense Law No. (12) of 1956. In 2008, the High Commander, His Majesty King Abdullah II, may God protect him, directed the restructuring of the gendarmerie after separating the Special Security Forces from the Public Security Directorate, and the Royal Decree was issued by approving the Gendarmerie Law on 10/7/2008. so, the gendarmerie begins to execute their national duties side by side with public security. On 16/12/2019, the Royal Decree was issued to merge the gendarmerie and the Civil Defense Directorate within the Public Security Directorate, and the Royal Decree was issued to approve the amended law of the Public Security Law No. (14) of 2020. Thus, the three security services have united under the name of the Public Security Directorate, and the gendarmerie and civil defense became compositions of membership under one command to achieve unity of command, coordination of security work, duties in law enforcement, security support and civil protection.

**Vision :** Pioneer and distinctive security institution supporting the comprehensive security at local, regional and international level.

**Mission :** Implementing internal security, humanitarian and civil protection duties and provide services in accordance with the highest professional standards and in conformity with human rights standards in order to achieve international best practices for all citizens and residents of the Hashemite Kingdom of Jordan.

**Legal Framework :** Law No. (14) for the year 2020 and amendments thereto.

**Priorities and targeted results within the determined ceilings for the years 2026 - 2028 :**

**First Priority :**

- Reducing crime.

**Key procedures to achieve the first priority :**

- Contributing to the formulation of the policy of the Directorate of Public Security in the reduction of crime.
- Prosecuting and bringing to justice fugitives, wanted persons and those involved in crimes.
- Contributing to the reduction of domestic violence, juvenile delinquency and gender-based violence.
- Raising the level of security coordination.
- Increased effectiveness of forensic analysis and forensic evidence to reduce crime.
- Contributing to security care, rehabilitation and community integration.
- Raising awareness to reduce crime.
- Raising the efficiency of responding to all communications, observations and complaints.
- Strengthening citizen's partnership in the community security system.
- Effective assignment of the units concerned in reducing crime.

**First Priority Outcomes :**

- Reducing the crime rate.
- Increasing the proportion of crimes detected.
- Increasing the rate at which wanted persons and those involved in crimes are seized and brought to justice.
- Reducing the rate of domestic violence, juvenile delinquency and gender-based violence.
- Efficient and effective efforts and security coordination in reducing crime.
- Reducing the response time rate for all communications.
- Citizen is a partner in crime detection and prevention.
- Reducing the percentage of repeat offenders.

**First priority-related program :**

- Security and Supporting Operations.

**Second Priority :**

- Contribution to the reduction of drug scourge.

**Key procedures to achieve the second priority :**

- Seizing and bringing to justice those involved in drug cases.
- Improving the efficiency of control of trafficking cases, promotion and drying of sources.
- Increasing cooperation and coordination with drug control partners.
- Contributing to treatment and rehabilitation.
- Effective assignment of the units concerned in reducing the scourge of drugs.
- Raising awareness to reduce the scourge of drugs.

**Second Priority Outcomes :**

- Reducing the rate of drug crimes.
- Increasing the percentage of drug cases discovered.
- Increasing in the awareness of community on the dangers of the drug scourge.
- Decreasing in the number of drug users.
- Decreasing in the number of drug dealers promoters.
- Increasing the percentage of addicts willing to be treated in the addiction treatment centers.
- Decrease in the percentage of duplicates in cases and treatment.

**Second priority-related program :**

- Security and supporting operations.

**Third Priority :**

- Contributing to enhancing traffic safety and road security.

**Key procedures to achieve the third priority :**

- Activating the institutional partnership between public security units and traffic partners.
- Achieving complementarity with regard to traffic safety and road security procedures.
- Enhanced security and traffic control over roads, areas of competence and public places.
- Contributing to reducing traffic congestion.
- Contributing to reducing traffic accidents and resulting injuries and deaths in accordance with international standards.
- Raising the level of public safety of drivers and vehicles in accordance with the best standards.
- Increasing the effectiveness of the investigation of traffic accidents.
- Raising the level of traffic awareness.

**Third Priority Outcomes :**

- Increasing the efficiency and effectiveness of coordination of efforts between the Public Security Directorate and relevant state institutions in the traffic operation.
- Reducing the rate of traffic accidents.
- Reducing the rate of injuries and deaths as a result of traffic accidents.
- Reducing traffic congestion.

**Third priority-related program :**

- Security and Supporting Operations.
- Drivers and vehicles licensing management.

**Fourth Priority :**

- Effective response to emergencies and disasters.

**Key procedures to achieve the fourth priority :**

- Improving the efficiency of response to accidents, emergencies and disasters.
- Raising the efficiency of rescue, fire and ambulance operations.
- Strengthening partnership and coordination with partners.
- Effective support for emergency and disaster response.
- Raising the protection level of the national, diplomatic and international interests and guarding personalities.
- Strengthening the capacity to protect investments, investors and economic institutions.

**Fourth Priority Outcomes :**

- Reducing the response time rate to accidents, emergencies and disasters.
- Increasing the efficiency of rescue, ambulance and fire operations.
- Increasing the State's investment rate.

**Fourth priority-related program :**

- Security and Supporting Operations.

**Fifth Priority :**

- Sustainable development of the public security system in accordance with the best international standards.

**Key procedures to achieve the fifth priority :**

- Optimal use of human resources.
- Optimal use of logistical resources.
- Raising administrative readiness efficiency.
- Raising operational readiness efficiency.
- Raising the readiness of educational and training structures.
- Developing and improving work processes.
- Upgrading the level of comprehensive security awareness services for all ranks.
- Monitoring and evaluation of the institutional performance of all units of the Directorate of Public Security
- Monitoring military discipline and linkage of the Public Security ranks.
- Raising the level of support services.
- Increased level of international coordination and cooperation.
- Raising the level of local coordination and cooperation.
- Upgrading technical and technological readiness.
- Upgrading digital readiness and electronic transformation.
- Developing the health system in the Directorate of Public Security.
- Women's empowerment in internal security and global peace.
- Looking after the affairs of employees at the Directorate of Public Security.
- Looking after the affairs of retirees from the Public Security
- Increasing the effectiveness of training, rehabilitation and education for all ranks of the Public Security.
- Increasing efficiency and number of participants in peacekeeping missions.
- Improving the efficiency of security training and civil protection at the local and international levels.
- Raising the efficiency of individual and collective performance to participate in sports tournaments at the local and international levels.
- Raising the level of fitness of the Public Security ranks.
- Spreading the culture of creativity and innovation in the Public Security Directorate.
- Building and auditing comprehensive quality systems for all public security units.
- Raising the efficiency of institutional organization and its development for all departments and units of the Directorate of Public Security.
- Sound management of public finances and monetary policies.
- Upgrading the level of comprehensive security awareness services for all the ranks of the Directorate of Public Security.
- Improving the efficiency of criminal prosecution and law enforcement.
- Strengthening judicial oversight, integrity, transparency and human rights.

**Fifth Priority Outcomes :**

- Providing services with excellence and according to the highest international standards.
- Increasing the efficiency of the administrative and operational readiness of the Directorate of Public Security.
- Increasing the percentage of automated services.
- Increasing the percentage of electronic transformation.
- Increasing the percentage of service recipients satisfaction.
- Increasing the percentage of military retirees satisfaction.
- Increasing the participation of personnel in peacekeeping operations' functions.
- Increasing the percentage of staff in competitive positions in peacekeeping operations' functions.
- Increasing woman's participation in peacekeeping operations.
- Increasing the percentage of woman in leadership positions in the Directorate of Public Security.
- Increasing the commitment and respect for human rights.
- Increasing workers' efficiency through training, qualification and empowerment.
- Increasing creative ideas by workers that will develop the performance of the Directorate of Public Security.

**Fifth priority-related program :**

- Security and Supporting Operations.

**Priority of the needs of both genders, youth and persons with disabilities :**

- Sustainable development of the public security system in accordance with the best international standards.

**Key procedures to achieve the priority of the needs of both genders, youth and persons with disabilities :**

- Contributing to the reduction of domestic violence and juvenile delinquency.
- Contributing to security care, rehabilitation and community integration.
- Woman's empowerment in internal security and global peace.
- Workers' welfare in the Directorate of Public Security.
- Equipping police directorates and security centers to serve persons with disabilities.

**The following outcomes are expected to be achieved for the priority of the needs of both genders, youth & perso**

- Enhancing digital skills.
- The citizen is a partner in detecting and preventing crime.
- Reducing the response time rate for all communications.
- Providing services with excellence and according to the highest international standards.
- Increasing the satisfaction percentage of service recipients.
- Increasing woman's participation in peacekeeping operations.

**Priority-related program of the needs of both genders, youth and persons with disabilities :**

- Security and Supporting Operations.
- Drivers and vehicles licensing management.

**Priority of climate change :**

- Effective response to emergencies and disasters.

**Key procedures to achieve climate change-related priority :**

- Improving the efficiency of response to accidents, emergencies and disasters.
- Effective support for emergency and disaster response.

**The following outcomes are expected to be achieved for the priority of climate change :**

- Reducing the response time rate to accidents, emergencies and disasters..
- Increasing the efficiency of rescue, ambulance and fire operations.

**Program of climate change-related priority :**

- Security and Supporting Operations.
- Drivers and vehicles licensing management.

### **Tasks of the Ministry / Department :**

- Maintaining security and order and protecting spirits, honor and funds.
- Preventing, discovering and tracking down crimes and apprehending their perpetrators and bringing them to justice.
- Monitoring and regulating road transport.
- Prison administration and prisoners' custody.
- Supervising public meetings and processions on roads and public places.
- Implementing the legitimate official laws, bylaws and orders and helping the authorities in performing their tasks as per the provisions of law.
- Receiving unclaimed funds as per the provisions of law and bylaws.
- Providing the necessary protection for diplomatic bodies, official and public institutions, and facilities of special importance.
- Carrying out firefighting and rescue operations and emergency cases arising out of them, preparing qualified personnel for these operations, educating and training citizens on them, securing the necessary machinery, equipment and means of communication, and preparing studies for civil defense works.
- Providing, organizing and supervising warning means and tools from air strikes and disasters.
- Checking that public shelters are ready for use.
- Detecting explosives, identifying their areas of existence and marking them to close the area, and calling on the competent authorities to neutralize and remove them.
- Contributing to the detection of any chemical or radiation leakage, in cooperation with the competent authorities to treat and avoid their effects.
- Recommending to approve the establishment of fuel stations, gas distribution agencies and their stores in accordance with the approved terms of prevention and self-protection
- Determining the preventive measures and self-protection means for the purposes of granting licenses to manufacture, store and sell explosives, fireworks, chemical materials, hazardous material and others.
- Training volunteer teams on civil defense works, from both public and private sectors in all over the kingdom.
- Representing the Kingdom in international, regional and local organizations and conferences on the public security.
- Studying designs of commercial, industrial and tourist buildings and facilities that the Greater Amman Municipality and other municipalities must refer to it to ensure that prevention requirements and other means of self-protection from fire hazards are secured in accordance with the specifications approved under the applicable legislation and monitor it after the release of the necessary licencing.
- Ensuring the availability of prevention requirements, self-protection means, warning and firefighting means for commercial shops and industrial professions.
- Recommending to approve the licensing of professions related to the manufacture or import or sale or installation or maintenance or surveillance of prevention and self-protection materials and equipment according to instructions issued by the Director for this purpose.
- Performing any other duties imposed by the applicable legislations.

### **The National objectives that the Ministry / Department contributes to achieving :**

- Preserving and upgrading Jordan as a safe and viable place.

**The most important issues and challenges facing the Ministry / Department :**

- Limited resources supporting the sustainability of the competitive advantage of the Directorate of Public Security.
- Growing extremist ideology and forming terrorist organizations in the world and neighbouring countries.
- Regional disturbances and global emergency crises.
- Limited inclusion and harmonization of related projects.
- Limitation of financial allocations targeted towards electronic transformation projects in light of the rapid growth of technology and global communication systems.
- Climatic conditions and weather conditions (climate change).
- Nuclear, chemical and biological hazards.
- Slow passage and amendment of certain legislations.
- Rapid development of technology and the resulting increase in cybercrime and cyberthreats.
- Non-commitment of some donors, partners and suppliers to the provisions of the conventions and their obligations.
- Limited financial allocations allocated in the financial budget of the Public Security Directorate compared to the required amounts.

**Chapter : 1003 Ministry of Interior/Public Security Directorate**

**Strategic goals of the Ministry/ Department/ Unit and Performance Measurement Indicators**

Strategic Objective	Performance Indicator	Base year	Value	Actual Value	Target Value	Preliminary Self Evaluation	Target Value			
				2024	2025	2025	2026	2027	2028	
				1 - Reduction of crime.	1	Percentage of discovered crimes.	2023	%95.24	%96.11	%96.33
	2	Crime rate per 100.000 population.	2023	198	204	202	92	200	198	196
2 - Contributing to reducing the scourge of drugs.	1	Drug crime rate per (10.000) population.	2023	20	22	-	9	-	-	-
	2	Percentage of trafficking and promotion cases seized out of total cases.	2023	%32	%31	-	%29.9	-	-	-
3 - Contributing to enhancing traffic safety and road security.	1	Number of injuries per (10.000) vehicles.	2023	85.3	91	87	40.8	86	85	84
	2	Number of deaths per (10.000) vehicles.	2023	2.9	2.5	2.4	1.22	2.4	2.3	2.3
	3	Number of infections per (100.000) people.	2023	143	155.7	150	69.8	149	148	147
	4	Number of deaths per (100.000) population.	2023	4.9	4.4	4.3	2.1	4.3	4.2	4.2
	5	Risk rate.	2023	0.065	0.063	0.062	0.062	0.061	0.060	0.060
4 - Effective response to emergencies and disasters.	1	Number of specialized paramedics.	2023	1561	1646	2314	1726	2402	2532	2652
	2	Percentage of search and rescue readiness according to international standards.	2023	%100	%100	%100	%100	%100	%100	%100
	3	Percentage of hazardous materials handling team readiness.	2023	%38.41	%46.49	%48.65	%45.63	%55.81	%62.98	%70.14
	4	Percentage of forest fire fighting teams readiness.	2023	%80	%90	%92	%90	%92	%93	%95
	5	Average response time (in minute or fractions of minute).	2023	08:02	08:25	07:59	07:48	07:57	07:55	07:53
5 - Sustainable development of the public security system in accordance with the best international standards.	1	Driver treatment time per minute.	2023	10	10	7	9	7	5	5
	2	Vehicle license renewal transaction time per minute.	2023	10	11	8	10	8	6	5
	3	Justice transaction time per minute.	2023	12	11	9	10	9	8	7
	4	Percentage of service recipients satisfaction.	2023	%92	%91	%91.5	-	%93	%94.5	%95

**Most notable information about the Ministry/Department/Unit**

No.	Description	base year	Value	Primary 2025	Estimatec 2026												
					Irbid	Mafraq	Jarsh	Ajloun	Amman	Balqa'	Zaraq'	Madaba	Karak	Ma'an	Tafila	Aqaba	Total
					1	Vehicle licensing service (in thousands).	2024	2638	992	134	39	19	17	567	94	104	47
2	Driver licensing service (in thousands).	2024	418	145	24	6	4	3	82	14	14	6	5	2	2	5	167

## Chapter : 1003 Ministry of Interior/Public Security Directorate

( In JDs )

Current Activities Appropriations According to Program									
Prog.	Activites		Actual	Estimated	Re-estimated	Estimated	Indicative	Indicative	
			2024	2025	2025	2026	2027	2028	
1601	601	Public Security Administration	1251953046	1269390000	1269390000	1297925000	1336575000	1377465000	
	602	Ambulance, Rescue and Firefighting	15600000	19500000	19500000	19600000	20900000	21250000	
	603	Operational support	18600000	18900000	18900000	18770000	19310000	19560000	
	604	Administration of reform and rehabilitation centres	37318000	37850000	37850000	40785000	40858000	42858000	
	605	Combating Drug, treatment and rehabilitation of addicts	1000000	1100000	1100000	900000	1200000	1200000	
	606	Women's police	500000	600000	600000	500000	500000	500000	
	607	Security Control	154000000	167000000	167000000	178000000	189000000	200000000	
		Total of Program		1478971046	1514340000	1514340000	1556480000	1608343000	1662833000
1610	601	Drivers and Vehicles Licensing	4660000	4660000	4660000	4520000	4657000	5167000	
		Total of Program		4660000	4660000	4660000	4520000	4657000	5167000
		Total		1483631046	1519000000	1519000000	1561000000	1613000000	1668000000

Capital Projects Appropriations According to Program									
Prog.	Projects		Actual	Estimated	Re-estimated	Estimated	Indicative	Indicative	
			2024	2025	2025	2026	2027	2028	
1601	001	Public Security Program Administration	15500000	16300000	16300000	18575000	18825000	19075000	
	002	Equipment and supplies of operational support.	3900000	4400000	4400000	5235000	5485000	5685000	
	003	Developing and modernizing the ambulance and rescue equipment and supplies	5658000	5540000	5540000	6040000	6150000	6350000	
	004	Modernizing the supplies and equipment	17825000	18000000	18000000	19000000	20000000	21000000	
	005	Modernizing and developing the buildings	6250000	6250000	6250000	7300000	7300000	7300000	
	006	Developing the border centers	2300000	2300000	2300000	2300000	2300000	3090000	
	007	Modernizing and developing the reform and rehabilitation centres	2000000	2000000	2000000	2200000	2500000	2700000	
	008	Command and control	1000000	1000000	1000000	1000000	1000000	1000000	
	011	Rule of Law Indicators / European Grant	2700000	2270000	2270000	1100000	1100000	1100000	
	013	Rehabilitating buildings for persons with disabilities.	0	0	0	150000	175000	200000	
	014	Establishing integrated center for domestic violence	797000	0	0	0	0	0	
	015	Sirens	685000	665000	665000	450000	450000	450000	
	017	Cameras Infrastructure Project (Central and North)	2700000	2700000	2700000	2700000	2900000	3000000	
	702	Anti-smuggling and treatment of addicted people and supporting awareness programs in Aqaba governorate	10000	270000	270000	0	20000	20000	
	704	Construction of a second floor in Basira civil defence/Tafila governorate.	50000	0	0	0	0	0	
	705	Maintaining Ai Civil Defence Center old building/ Karak governorate.	50000	0	0	0	0	0	
	706	Maintaining and equipping a multipurpose hall in the Northern Province Security Command/Irbid governorate.	0	50000	50000	0	0	0	
	708	Maintenance and additions of buildings in Ma'an governorate.	0	20000	20000	0	0	0	
	709	Maintenance of the Civil Defense Directorate building / Southern Shuna / Al-Kafrin / Balqa Governorate	0	0	0	25000	50000	75000	
	710	Constructing an additional floor for the Civil Defense Directorate building / Madaba Governorate	0	0	0	0	150000	0	
	Total of Program		61425000	61765000	61765000	66075000	68405000	71045000	
1610	002	License Plates Factory Project	1450000	1700000	1700000	1687000	1687000	1687000	
	004	Shift to E- Transactions Project	1700000	1450000	1450000	1463000	1463000	1463000	
	005	Smart Licensing	0	0	0	2000000	3165000	4400000	
		Total of Program		3150000	3150000	3150000	5150000	6315000	7550000
		Total		64575000	64915000	64915000	71225000	74720000	78595000

**Overall Summary of Expenditures for Chapter 1003- Ministry of Interior/Public Security Directorate**  
**for the Years 2024 - 2028**

( In JDs )

Description	Actual	Estimated	Re-estimated	Estimated	Difference between estimated 2026 and re-estimated 2025	Indicative	
	2024	2025	2025	2026		2027	2028
Current Expenditure	1,483,631,046	1,519,000,000	1,519,000,000	1,561,000,000	42,000,000	1,613,000,000	1,668,000,000
Capital Expenditure	64,575,000	64,915,000	64,915,000	71,225,000	6,310,000	74,720,000	78,595,000
<b>Total current and capital expenditure</b>	<b>1,548,206,046</b>	<b>1,583,915,000</b>	<b>1,583,915,000</b>	<b>1,632,225,000</b>	<b>48,310,000</b>	<b>1,687,720,000</b>	<b>1,746,595,000</b>

**Most notable differences between estimated appropriations for 2026 and re-estimated for 2025**

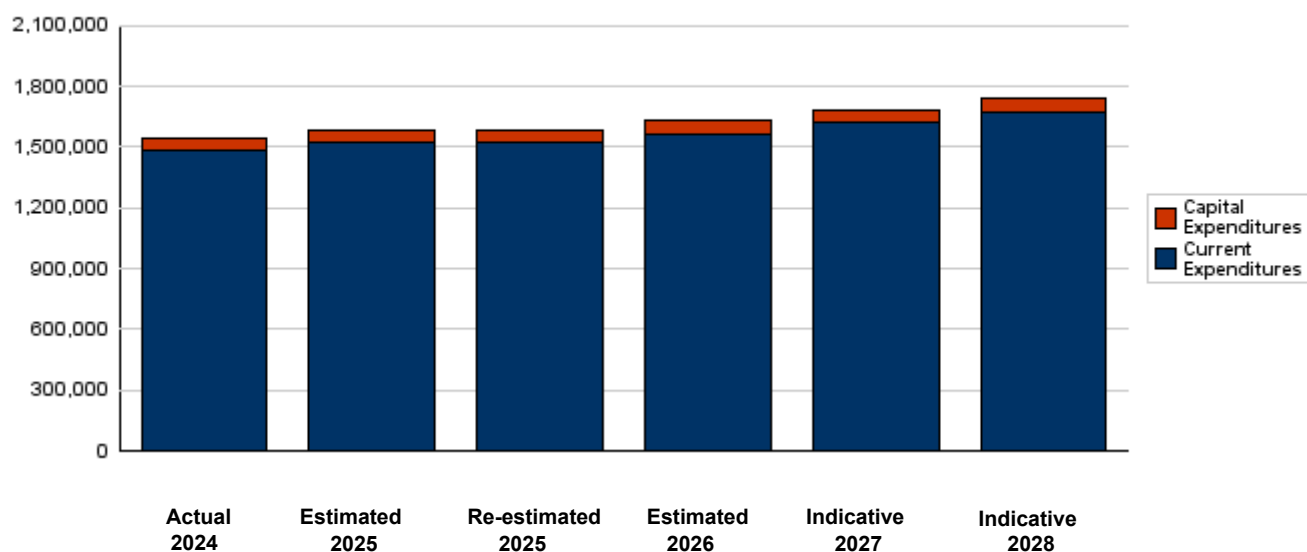
**Current expenditure :**

- Compensation of employees group increased by (36) million JDs for 2026 higher than its re-estimated level in 2025 representing the natural growth of salaries and coverage of the cost of military recruitment.
- Use of goods and services: Operating expenditures were increased by approximately (5.8) million JDs for the year 2026 higher than their re-estimated level in 2025, as the increase was concentrated in items of materials and raw materials, car maintenance, and travel on official missions.
- Other expenditures: They were increased by (175) thousand JDs for the year 2026 higher than their re-estimated level in 2025, as the increase was concentrated in the item of devices, machines and equipment.

**Capital expenditure :**

- Capital expenditures increased by about (6.3) million JDs for the year 2026 higher than their re-estimated level in 2025, as a result of the following:-
- Some capital projects increased by about (6.6) million JDs.
- The governorate allocations (decentralization) that were approved by the governorate councils for the year 2026 decreased by (315) thousand JDs higher than their re-estimated level in 2025.

( Thousands of JDs )      Graph of the current and capital expenditures for the years 2024 - 2028



## Overall Summary of Current Expenditures for the Years 2024 - 2028

Chapter : 1003 Ministry of Interior/Public Security Directorate

( In JDs )

Group	Item	Description	Actual 2024	Estimated 2025	Re-estimated 2025	Estimated 2026	Indicative 2027	Indicative 2028
<b>21</b>		<b>Compensations of Employees</b>						
<b>2111</b>		<b>Salaries, Wages and Allowances</b>						
	010	Salaries, Wages and Allowances	1149631046	1173000000	1173000000	1203000000	1244000000	1288000000
		<b>Total</b>	<b>1149631046</b>	<b>1173000000</b>	<b>1173000000</b>	<b>1203000000</b>	<b>1244000000</b>	<b>1288000000</b>
<b>2121</b>		<b>Social Security Contributions</b>						
	301	Social Security	1550000000	1590000000	1590000000	1650000000	1690000000	1750000000
		<b>Total</b>	<b>1550000000</b>	<b>1590000000</b>	<b>1590000000</b>	<b>1650000000</b>	<b>1690000000</b>	<b>1750000000</b>
<b>22</b>		<b>Use of Goods and Services</b>						
<b>2211</b>		<b>Use of Goods and Services</b>						
	201	Rents	460000	660000	660000	660000	1000000	1000000
	202	Telecommunications Services	900000	1100000	1100000	1100000	1100000	1100000
	203	Water	5050000	5250000	5250000	5443000	6000000	6000000
	204	Electricity	18350000	18650000	18650000	18650000	19998000	20000000
	205	Fuels	37355000	37500000	37500000	38000000	38910000	40000000
	206	Maintenance of Machines, furniture and acce	4050000	4210000	4210000	4290000	4300000	4400000
	207	Maintenance of vehicles, equipment and acce	12300000	12750000	12750000	13170000	13300000	13500000
	208	Repair and maintenance of buildings and acc	4080000	4130000	4130000	4970000	5000000	5000000
	209	Stationery, Publications and Office Supplies	1620000	1470000	1470000	1445000	1500000	1500000
	210	Substances and raw materials (medicines, cl	55718000	59700000	59700000	62922000	63492000	65800000
	212	Insurance	6040000	7300000	7300000	7500000	7500000	7500000
	213	Official Travel Missions	1000000	1000000	1000000	2700000	3000000	3000000
	214	Goods and services expenses	30427000	31455000	31455000	30150000	32900000	34200000
		<b>Total</b>	<b>177350000</b>	<b>185175000</b>	<b>185175000</b>	<b>191000000</b>	<b>198000000</b>	<b>203000000</b>
<b>25</b>		<b>Subsidies</b>						
<b>2511</b>		<b>Subsidies to Public Corporations</b>						
	304	Subsidies to non-financial public institution	335000	335000	335000	335000	335000	335000
		<b>Total</b>	<b>335000</b>	<b>335000</b>	<b>335000</b>	<b>335000</b>	<b>335000</b>	<b>335000</b>
<b>31</b>		<b>Non-financial Assets</b>						
<b>3112</b>		<b>Devices, Machinery and Equipment</b>						
	402	Devices, Machinery and Equipment	1315000	1490000	1490000	1665000	1665000	1665000
		<b>Total</b>	<b>1315000</b>	<b>1490000</b>	<b>1490000</b>	<b>1665000</b>	<b>1665000</b>	<b>1665000</b>
		<b>Total of Chapter</b>	<b>1483631046</b>	<b>1519000000</b>	<b>1519000000</b>	<b>1561000000</b>	<b>1613000000</b>	<b>1668000000</b>

# Overall Summary of Capital Expenditures for the Years 2024 - 2028

Chapter : 1003 Ministry of Interior/Public Security Directorate

( In JDs )

Group	Item	Description	Actual 2024	Estimated 2025	Re-estimated 2025	Estimated 2026	Indicative 2027	Indicative 2028
		<b>Expenditures</b>						
22		Use of Goods and Services						
2211		Use of Goods and Services						
	510	Buildings and facilities repair and maintenance	5800000	5870000	5870000	6525000	6850000	7865000
	512	Operating and Sustaining Expenditures	7345000	7105000	7105000	6268000	6288000	6288000
		<b>Total</b>	<b>13145000</b>	<b>12975000</b>	<b>12975000</b>	<b>12793000</b>	<b>13138000</b>	<b>14153000</b>
25		<b>Subsidies</b>						
2511		Subsidies to Public Corporations						
	520	Subsidies to non-financial public corporations/capital	2000000	2000000	2000000	2000000	2000000	2000000
		<b>Total</b>	<b>2000000</b>	<b>2000000</b>	<b>2000000</b>	<b>2000000</b>	<b>2000000</b>	<b>2000000</b>
28		<b>Other Expenditures</b>						
2822		Other Capital Expenditures						
	504	Studies, Research and Consultations	0	250000	250000	0	0	0
		<b>Total</b>	<b>0</b>	<b>250000</b>	<b>250000</b>	<b>0</b>	<b>0</b>	<b>0</b>
		<b>Fixed Assets</b>						
31		<b>Non-financial Assets</b>						
3111		Buildings and Constructions						
	508	Works and Constructions	7797000	6250000	6250000	6845000	7120000	6995000
		<b>Total</b>	<b>7797000</b>	<b>6250000</b>	<b>6250000</b>	<b>6845000</b>	<b>7120000</b>	<b>6995000</b>
3112		Devices, Machinery and Equipment						
	505	Equipment, Machines and Devices	27725000	28900000	28900000	32549000	34814000	37149000
	506	Vehicles and Equipment	9358000	9540000	9540000	11040000	11650000	12200000
		<b>Total</b>	<b>37083000</b>	<b>38440000</b>	<b>38440000</b>	<b>43589000</b>	<b>46464000</b>	<b>49349000</b>
3122		Inventories						
	503	Materials and supplies	4550000	5000000	5000000	5998000	5998000	6098000
		<b>Total</b>	<b>4550000</b>	<b>5000000</b>	<b>5000000</b>	<b>5998000</b>	<b>5998000</b>	<b>6098000</b>
		<b>Total of Chapter</b>	<b>64575000</b>	<b>64915000</b>	<b>64915000</b>	<b>71225000</b>	<b>74720000</b>	<b>78595000</b>

**Appropriations directed for females and child according to chapter : 1003 Ministry of Interior/Public Security Directorate**

( In JDs )

Description	2024	2025	2026	2027	2028
Females	0	0	0	0	0
Child	0	0	0	0	0
Appropriations distributed according to population index					
Females	654,806,842	669,710,050	689,595,750	713,798,400	738,649,650
Child	501,554,177	512,969,400	528,201,000	546,739,200	565,774,200
<b>Total appropriations directed for females</b>	<b>654,806,842</b>	<b>669,710,050</b>	<b>689,595,750</b>	<b>713,798,400</b>	<b>738,649,650</b>
<b>Total appropriations directed for Child</b>	<b>501,554,177</b>	<b>512,969,400</b>	<b>528,201,000</b>	<b>546,739,200</b>	<b>565,774,200</b>

**1601 Program Security and Support Operations**

**Objective of the program :**

This program aims to provide administrative and financial support to all programs to reach the desired strategic objectives.

**The strategic objective related to the program :**

- Effective response to emergencies and disasters.

**Directorates associated with the program :**

- 1- Civil Defence Directorate.
- 2- Gendarmerie Forces Command.
- 3- International Cooperation and Planning Administration.
- 4- Buildings Administration.
- 5- Communication & Information Technology Administration.
- 6- Operations & Control Directorate.
- 7- Maintenance Administration.
- 8- Individuals Affairs Directorate.
- 9- Officers' Affairs Directorate.
- 10- Directorate of Financial Department.
- 11- Women Police Command.
- 12- Rehabilitation and Correction Centers Administration.
- 13- Anti-Narcotics Administration.

**Services provided by the program :**

- 1- Administrative support.
- 2- Financial support.
- 3- Training and capacity development.
- 4- Technical and technological support.
- 5- Evaluation and Monitoring.

**Program's main outputs and results during the years (2026 -2028):**

- 1- Achieving strategic objectives.
- 2- Improving financial and administrative efficiency.
- 3- Development of human resources.
- 4- Application of modern technological systems.
- 5- Enhancing transparency and accountability.

**The Program's challenges :**

- 1- Financial challenges:
  - Lack of financial resources available for the implementation of projects and activities.
- 2- Administrative challenges:
  - Weak coordination between different sections leading to a slowdown in decision-making.
- 3- Technological challenges:
  - Difficulty in modernizing technological infrastructure and adopting modern systems.
  - Lack of sufficient expertise in certain technological areas.
- 4- Human resources challenges:
  - Lack of specialized competencies in the areas of strategic planning and project management.

**Actions to address challenges and improve services provided:**

- 1- Financial procedures:
  - Reprioritizing the financial and focusing on high impact projects.
  - Strengthening partnerships with the private sector or donors to provide the necessary funding.
- 2- Administrative procedures:
  - Promoting a culture of cooperation between departments and providing training programmes in coordination and management of task forces.
  - The application of a strict regulatory system to ensure the effectiveness of administrative procedures.
- 3- Technological procedures:
  - Investing in the modernization of electronic systems and adopting flexible and effective technological solutions.
  - Training staff in the use of new systems and providing ongoing technical support.
- 4- Human resources procedures:
  - Implementation of training programmes to improve staff members' skills and increase their competencies.
  - Providing incentives to encourage staff to introduce new ideas and achieve high performance.

**The needs of both genders:**

- 1- Recruitment and training:
  - Emphasis on women's involvement in managerial and professional positions.
  - Providing training programmes aimed at empowering women's leadership and management skills.
- 2- Financing and allocation:
  - Allocating part of the budget to support programmes and initiatives that contribute to women's empowerment in the area of public security.
- 3- Evaluation and monitoring:
  - Include evaluation criteria that ensure both of sexes disparities are taken into account in the distribution of resources and opportunities
- 4- Awareness-raising and education:
  - Awareness-raising campaigns to change stereotypes about women's role in security and administrative areas.
- 5- Women's leadership empowerment:

**Chapter 1003 - Ministry of Interior/Public Security Directorate**

**1601 Program Security and Support Operations**

- Encouraging women's participation in decision-making and senior management, thereby contributing to greater diversity within institutions.

**Appropriations directed for females and child**

**(In JDs)**

Description	2024	2025	2026	2027	2028
Females	0	0	0	0	0
Child	0	0	0	0	0
<b>Appropriations directed according to population index</b>					
Females	651,136,142	666,039,350	685,050,850	708,641,560	732,672,660
Child	498,742,577	510,157,800	524,719,800	542,789,280	561,196,080
<b>Total appropriations directed for females</b>	<b>651,136,142</b>	<b>666,039,350</b>	<b>685,050,850</b>	<b>708,641,560</b>	<b>732,672,660</b>
<b>Total appropriations directed for Child</b>	<b>498,742,577</b>	<b>510,157,800</b>	<b>524,719,800</b>	<b>542,789,280</b>	<b>561,196,080</b>

**Key Performance indicators for Program**

Performance Measurement Indicator	Base Year	Value	Actual value	Target value	Preliminary Self Evaluation	Target Value		
			2024	2025		2025	2026	2027
1 Percentage of discovered crimes.	2023	%95.24	%96.11	%96.33	%96.04	%96.47	%96.61	%96.77
2 Crime rate per 100,000 people	2023	198	204	202	92	200	198	196

**Appropriations 1601 Program Security and Support Operations Per Activities and Projects**

**(In JDs)**

Activities and Projects	Actual 2024	Estimated 2025	Re-estimated 2025	Estimated 2026	Indicative 2027	Indicative 2028
<b>Current Expenditures</b>	<b>1,478,971,046</b>	<b>1,514,340,000</b>	<b>1,514,340,000</b>	<b>1,556,480,000</b>	<b>1,608,343,000</b>	<b>1,662,833,000</b>
601 Public Security Administration	1,251,953,046	1,269,390,000	1,269,390,000	1,297,925,000	1,336,575,000	1,377,465,000
602 Ambulance, Rescue and Firefighting	15,600,000	19,500,000	19,500,000	19,600,000	20,900,000	21,250,000
603 Operational support	18,600,000	18,900,000	18,900,000	18,770,000	19,310,000	19,560,000
604 Administration of reform and rehabilitation centres	37,318,000	37,850,000	37,850,000	40,785,000	40,858,000	42,858,000
605 Combating Drug, treatment and rehabilitation of addicts	1,000,000	1,100,000	1,100,000	900,000	1,200,000	1,200,000
606 Women's police	500,000	600,000	600,000	500,000	500,000	500,000
607 Security Control	154,000,000	167,000,000	167,000,000	178,000,000	189,000,000	200,000,000
<b>Capital Expenditures</b>	<b>61,425,000</b>	<b>61,765,000</b>	<b>61,765,000</b>	<b>66,075,000</b>	<b>68,405,000</b>	<b>71,045,000</b>
001 Public Security Program Administration	15,500,000	16,300,000	16,300,000	18,575,000	18,825,000	19,075,000
002 Equipment and supplies of operational support.	3,900,000	4,400,000	4,400,000	5,235,000	5,485,000	5,685,000
003 Developing and modernizing the ambulance and rescue equipment and supplies	5,658,000	5,540,000	5,540,000	6,040,000	6,150,000	6,350,000
004 Modernizing the supplies and equipment	17,825,000	18,000,000	18,000,000	19,000,000	20,000,000	21,000,000
005 Modernizing and developing the buildings	6,250,000	6,250,000	6,250,000	7,300,000	7,300,000	7,300,000
006 Developing the border centers	2,300,000	2,300,000	2,300,000	2,300,000	2,300,000	3,090,000
007 Modernizing and developing the reform and rehabilitation centres	2,000,000	2,000,000	2,000,000	2,200,000	2,500,000	2,700,000
008 Command and control	1,000,000	1,000,000	1,000,000	1,000,000	1,000,000	1,000,000
011 Rule of Law Indicators / European Grant	2,700,000	2,270,000	2,270,000	1,100,000	1,100,000	1,100,000
013 Rehabilitating buildings for persons with disabilities.	0	0	0	150,000	175,000	200,000
014 Establishing integrated center for domestic violence	797,000	0	0	0	0	0
015 Sirens	685,000	665,000	665,000	450,000	450,000	450,000
017 Cameras Infrastructure Project (Central and North)	2,700,000	2,700,000	2,700,000	2,700,000	2,900,000	3,000,000
702 Anti-smuggling and treatment of addicted people and supporting awareness programs in Aqaba governorate	10,000	270,000	270,000	0	20,000	20,000

**Chapter 1003 - Ministry of Interior/Public Security Directorate**

**1601 Program Security and Support Operations**

**Appropriations 1601 Program Security and Support Operations Per Activities and Projects**

**(In JDs)**

<b>Activities and Projects</b>		<b>Actual 2024</b>	<b>Estimated 2025</b>	<b>Re-estimated 2025</b>	<b>Estimated 2026</b>	<b>Indicative 2027</b>	<b>Indicative 2028</b>
704	Construction of a second floor in Basira civil defence/Tafila governorate.	50,000	0	0	0	0	0
705	Maintaining Ai Civil Defence Center old building/ Karak governorate.	50,000	0	0	0	0	0
706	Maintaining and equipping a multipurpose hall in the Northern Province Security Command/Irbid governorate.	0	50,000	50,000	0	0	0
708	Maintenance and additions of buildings in Ma'an governorate.	0	20,000	20,000	0	0	0
709	Maintenance of the Civil Defense Directorate building / Southern Shuna / Al-Kafrin / Balqa Governorate	0	0	0	25,000	50,000	75,000
710	Constructing an additional floor for the Civil Defense Directorate building / Madaba Governorate	0	0	0	0	150,000	0
<b>Program / Treasury</b>		<b>61,425,000</b>	<b>61,765,000</b>	<b>61,765,000</b>	<b>66,075,000</b>	<b>68,405,000</b>	<b>71,045,000</b>
<b>Total Program</b>		<b>1,540,396,046</b>	<b>1,576,105,000</b>	<b>1,576,105,000</b>	<b>1,622,555,000</b>	<b>1,676,748,000</b>	<b>1,733,878,000</b>

Program : 1601 - Security and Support Operations								
Activity : 601 - Public Security Administration								
Group	Item	Description	Actual 2024	Estimated 2025	Re-estimated 2025	Estimated 2026	Indicative 2027	Indicative 2028
<b>21</b>		<b>Compensations of Employees</b>						
<b>2111</b>		Salaries, Wages and Allowances						
	<b>010</b>	<b>Salaries, Wages and Allowances</b>	<b>995631046</b>	<b>1006000000</b>	<b>1006000000</b>	<b>1025000000</b>	<b>1055000000</b>	<b>1088000000</b>
	000	Salaries, wages and allowances	985000000	1006000000	1006000000	1025000000	1055000000	1088000000
	001	Social Security Fixing Fund	10631046	0	0	0	0	0
		<b>Total</b>	<b>995631046</b>	<b>1006000000</b>	<b>1006000000</b>	<b>1025000000</b>	<b>1055000000</b>	<b>1088000000</b>
<b>2121</b>		Social Security Contributions						
	<b>301</b>	<b>Social Security</b>	<b>155000000</b>	<b>159000000</b>	<b>159000000</b>	<b>165000000</b>	<b>169000000</b>	<b>175000000</b>
		<b>Total</b>	<b>155000000</b>	<b>159000000</b>	<b>159000000</b>	<b>165000000</b>	<b>169000000</b>	<b>175000000</b>
<b>22</b>		<b>Use of Goods and Services</b>						
<b>2211</b>		Use of Goods and Services						
	<b>201</b>	<b>Rents</b>	<b>450000</b>	<b>650000</b>	<b>650000</b>	<b>650000</b>	<b>980000</b>	<b>980000</b>
	<b>202</b>	<b>Telecommunications Services</b>	<b>900000</b>	<b>1100000</b>	<b>1100000</b>	<b>1100000</b>	<b>1100000</b>	<b>1100000</b>
	<b>203</b>	<b>Water</b>	<b>3000000</b>	<b>3200000</b>	<b>3200000</b>	<b>3250000</b>	<b>3650000</b>	<b>3650000</b>
	<b>204</b>	<b>Electricity</b>	<b>17500000</b>	<b>17750000</b>	<b>17750000</b>	<b>17750000</b>	<b>19000000</b>	<b>19000000</b>
	<b>205</b>	<b>Fuels</b>	<b>27855000</b>	<b>28000000</b>	<b>28000000</b>	<b>28500000</b>	<b>28900000</b>	<b>29900000</b>
	001	Heating	2500000	2600000	2600000	2700000	2700000	2800000
	002	Saloon vehicles	13355000	13400000	13400000	13600000	13900000	14300000
	003	Transport vehicles and heavy equipment	12000000	12000000	12000000	12200000	12300000	12800000
	<b>206</b>	<b>Maintenance of Machines, furniture and accessories</b>	<b>3970000</b>	<b>4100000</b>	<b>4100000</b>	<b>4180000</b>	<b>4180000</b>	<b>4270000</b>
	<b>207</b>	<b>Maintenance of vehicles, equipment and accessories</b>	<b>6000000</b>	<b>6300000</b>	<b>6300000</b>	<b>6500000</b>	<b>6550000</b>	<b>6650000</b>
	<b>208</b>	<b>Repair and maintenance of buildings and accessories</b>	<b>4000000</b>	<b>4000000</b>	<b>4000000</b>	<b>4840000</b>	<b>4840000</b>	<b>4840000</b>
	<b>209</b>	<b>Stationery, Publications and Office Supplies</b>	<b>1200000</b>	<b>1200000</b>	<b>1200000</b>	<b>1200000</b>	<b>1200000</b>	<b>1200000</b>
	<b>210</b>	<b>Substances and raw materials (medicines, clothes, food, films, etc..)</b>	<b>12000000</b>	<b>12000000</b>	<b>12000000</b>	<b>12130000</b>	<b>12500000</b>	<b>12700000</b>
	<b>212</b>	<b>Insurance</b>	<b>6040000</b>	<b>7300000</b>	<b>7300000</b>	<b>7500000</b>	<b>7500000</b>	<b>7500000</b>
	<b>213</b>	<b>Official Travel Missions</b>	<b>1000000</b>	<b>1000000</b>	<b>1000000</b>	<b>2700000</b>	<b>3000000</b>	<b>3000000</b>
	<b>214</b>	<b>Goods and services expenses</b>	<b>15827000</b>	<b>16105000</b>	<b>16105000</b>	<b>15750000</b>	<b>17300000</b>	<b>17800000</b>
	000	Goods and services expenses	11927000	12355000	12355000	12500000	13200000	13700000
	127	Duct tape	500000	550000	550000	550000	600000	600000
	166	Comrades in arms initiatives	3400000	3200000	3200000	2700000	3500000	3500000
		<b>Total</b>	<b>99742000</b>	<b>102705000</b>	<b>102705000</b>	<b>106050000</b>	<b>110700000</b>	<b>112590000</b>
<b>25</b>		<b>Subsidies</b>						
<b>2511</b>		Subsidies to Public Corporations						
	<b>304</b>	<b>Subsidies to non-financial public institutions</b>	<b>335000</b>	<b>335000</b>	<b>335000</b>	<b>335000</b>	<b>335000</b>	<b>335000</b>
	112	The Hashemite Committee for Disabled Soldiers	335000	335000	335000	335000	335000	335000
		<b>Total</b>	<b>335000</b>	<b>335000</b>	<b>335000</b>	<b>335000</b>	<b>335000</b>	<b>335000</b>
<b>31</b>		<b>Non-financial Assets</b>						
<b>3112</b>		Devices, Machinery and Equipment						
	<b>402</b>	<b>Devices, Machinery and Equipment</b>	<b>1245000</b>	<b>1350000</b>	<b>1350000</b>	<b>1540000</b>	<b>1540000</b>	<b>1540000</b>
	000	Devices, machinery and equipment	1245000	1350000	1350000	1040000	1040000	1040000
	007	Operating systems and software	0	0	0	500000	500000	500000
		<b>Total</b>	<b>1245000</b>	<b>1350000</b>	<b>1350000</b>	<b>1540000</b>	<b>1540000</b>	<b>1540000</b>
		<b>Total of Activity</b>	<b>1251953046</b>	<b>1269390000</b>	<b>1269390000</b>	<b>1297925000</b>	<b>1336575000</b>	<b>1377465000</b>
<b>Activity : 602 - Ambulance, Rescue and Firefighting</b>								
Group	Item	Description	Actual 2024	Estimated 2025	Re-estimated 2025	Estimated 2026	Indicative 2027	Indicative 2028
<b>22</b>		<b>Use of Goods and Services</b>						
<b>2211</b>		Use of Goods and Services						
	<b>203</b>	<b>Water</b>	<b>1200000</b>	<b>1200000</b>	<b>1200000</b>	<b>1250000</b>	<b>1370000</b>	<b>1370000</b>
	<b>205</b>	<b>Fuels</b>	<b>4600000</b>	<b>4600000</b>	<b>4600000</b>	<b>4600000</b>	<b>4900000</b>	<b>4900000</b>
	003	Transport vehicles and heavy equipment	4600000	4600000	4600000	4600000	4900000	4900000
	<b>207</b>	<b>Maintenance of vehicles, equipment and accessories</b>	<b>3300000</b>	<b>3450000</b>	<b>3450000</b>	<b>3550000</b>	<b>3630000</b>	<b>3680000</b>
	<b>210</b>	<b>Substances and raw materials (medicines, clothes, food, films, etc..)</b>	<b>2000000</b>	<b>5500000</b>	<b>5500000</b>	<b>5700000</b>	<b>5700000</b>	<b>5800000</b>
	025	General safety clothing and materials	2000000	5500000	5500000	5700000	5700000	5800000
	<b>214</b>	<b>Goods and services expenses</b>	<b>4500000</b>	<b>4750000</b>	<b>4750000</b>	<b>4500000</b>	<b>5300000</b>	<b>5500000</b>
		<b>Total</b>	<b>15600000</b>	<b>19500000</b>	<b>19500000</b>	<b>19600000</b>	<b>20900000</b>	<b>21250000</b>
		<b>Total of Activity</b>	<b>15600000</b>	<b>19500000</b>	<b>19500000</b>	<b>19600000</b>	<b>20900000</b>	<b>21250000</b>

Program : 1601 - Security and Support Operations								
Activity : 603 - Operational support								
Group	Item	Description	Actual 2024	Estimated 2025	Re-estimated 2025	Estimated 2026	Indicative 2027	Indicative 2028
22		<b>Use of Goods and Services</b>						
2211		Use of Goods and Services						
	203	Water	500000	500000	500000	550000	580000	580000
	205	Fuels	3600000	3600000	3600000	3600000	3810000	3810000
		003 Transport vehicles and heavy equipment	3600000	3600000	3600000	3600000	3810000	3810000
	207	Maintenance of vehicles, equipment and accessories	3000000	3000000	3000000	3120000	3120000	3170000
	210	Substances and raw materials (medicines, clothes, food, films, etc..)	6500000	6500000	6500000	6500000	6700000	6800000
		025 General safety clothing and materials	6500000	6500000	6500000	6500000	6700000	6800000
	214	Goods and services expenses	5000000	5300000	5300000	5000000	5100000	5200000
		121 Administrative expenses	5000000	5300000	5300000	5000000	5100000	5200000
<b>Total</b>			<b>18600000</b>	<b>18900000</b>	<b>18900000</b>	<b>18770000</b>	<b>19310000</b>	<b>19560000</b>
<b>Total of Activity</b>			<b>18600000</b>	<b>18900000</b>	<b>18900000</b>	<b>18770000</b>	<b>19310000</b>	<b>19560000</b>
Activity : 604 - Administration of reform and rehabilitation centres								
Group	Item	Description	Actual 2024	Estimated 2025	Re-estimated 2025	Estimated 2026	Indicative 2027	Indicative 2028
22		<b>Use of Goods and Services</b>						
2211		Use of Goods and Services						
	203	Water	300000	300000	300000	343000	343000	343000
	204	Electricity	500000	550000	550000	550000	623000	625000
	205	Fuels	1300000	1300000	1300000	1300000	1300000	1390000
		001 Heating	1300000	1300000	1300000	1300000	1300000	1390000
	210	Substances and raw materials (medicines, clothes, food, films, etc..)	35218000	35700000	35700000	38592000	38592000	40500000
		000 Substances and raw materials (medicines, clothes, food, films, etc..)	3918000	4100000	4100000	4465000	4465000	4565000
		028 Prison rations	31300000	31600000	31600000	34127000	34127000	35935000
<b>Total</b>			<b>37318000</b>	<b>37850000</b>	<b>37850000</b>	<b>40785000</b>	<b>40858000</b>	<b>42858000</b>
<b>Total of Activity</b>			<b>37318000</b>	<b>37850000</b>	<b>37850000</b>	<b>40785000</b>	<b>40858000</b>	<b>42858000</b>
Activity : 605 - Combating Drug, treatment and rehabilitation of addicts								
Group	Item	Description	Actual 2024	Estimated 2025	Re-estimated 2025	Estimated 2026	Indicative 2027	Indicative 2028
22		<b>Use of Goods and Services</b>						
2211		Use of Goods and Services						
	214	Goods and services expenses	1000000	1100000	1100000	900000	1200000	1200000
		006 Medical treatments	250000	300000	300000	200000	400000	400000
		047 Awareness and advertisement campaigns	250000	250000	250000	200000	300000	300000
		121 Administrative expenses	500000	550000	550000	500000	500000	500000
<b>Total</b>			<b>1000000</b>	<b>1100000</b>	<b>1100000</b>	<b>900000</b>	<b>1200000</b>	<b>1200000</b>
<b>Total of Activity</b>			<b>1000000</b>	<b>1100000</b>	<b>1100000</b>	<b>900000</b>	<b>1200000</b>	<b>1200000</b>
Activity : 606 - Women's police								
Group	Item	Description	Actual 2024	Estimated 2025	Re-estimated 2025	Estimated 2026	Indicative 2027	Indicative 2028
22		<b>Use of Goods and Services</b>						
2211		Use of Goods and Services						
	214	Goods and services expenses	500000	600000	600000	500000	500000	500000
		121 Administrative expenses	500000	600000	600000	500000	500000	500000
<b>Total</b>			<b>500000</b>	<b>600000</b>	<b>600000</b>	<b>500000</b>	<b>500000</b>	<b>500000</b>
<b>Total of Activity</b>			<b>500000</b>	<b>600000</b>	<b>600000</b>	<b>500000</b>	<b>500000</b>	<b>500000</b>
Activity : 607 - Security Control								
Group	Item	Description	Actual 2024	Estimated 2025	Re-estimated 2025	Estimated 2026	Indicative 2027	Indicative 2028
21		<b>Compensations of Employees</b>						
2111		Salaries, Wages and Allowances						
	010	Salaries, Wages and Allowances	154000000	167000000	167000000	178000000	189000000	200000000
<b>Total</b>			<b>154000000</b>	<b>167000000</b>	<b>167000000</b>	<b>178000000</b>	<b>189000000</b>	<b>200000000</b>
<b>Total of Activity</b>			<b>154000000</b>	<b>167000000</b>	<b>167000000</b>	<b>178000000</b>	<b>189000000</b>	<b>200000000</b>
<b>Total of Program</b>			<b>1478971046</b>	<b>1514340000</b>	<b>1514340000</b>	<b>1556480000</b>	<b>1608343000</b>	<b>1662833000</b>

# Capital Expenditures According to Program and Projects for the Years 2024 - 2028

Chapter : 1003 Ministry of Interior/Public Security Directorate

( In JDs )

Program 1601 Security and Support Operations								
Project		001 Public Security Program Administration						
Fund Source		102001 Capital (Treasury)						
Group	item	Description	Actual 2024	Estimated 2025	Re-estimated 2025	Estimated 2026	Indicative 2027	Indicative 2028
22		Use of Goods and Services						
2211		Use of Goods and Services						
	512	Operating and Sustaining Expenditures						
	014	Archiving and documentation	500000	350000	350000	350000	350000	350000
	015	Operating systems and software	2350000	2350000	2350000	2750000	2750000	2750000
	025	Cases and compensations fees	550000	550000	550000	600000	600000	600000
	148	Expanding in therapeutic prevention service for addicted people	0	150000	150000	150000	150000	150000
		<b>Total of Item</b>	<b>3400000</b>	<b>3400000</b>	<b>3400000</b>	<b>3850000</b>	<b>3850000</b>	<b>3850000</b>
25		Subsidies						
2511		Subsidies to Public Corporations						
	520	Subsidies to non-financial public corporations/capital						
	022	Credit fund	2000000	2000000	2000000	2000000	2000000	2000000
		<b>Total of Item</b>	<b>2000000</b>	<b>2000000</b>	<b>2000000</b>	<b>2000000</b>	<b>2000000</b>	<b>2000000</b>
31		Non-financial Assets						
3112		Devices, Machinery and Equipment						
	505	Equipment, Machines and Devices						
	001	Computers and accessories	1450000	1450000	1450000	1550000	1550000	1550000
	019	Communications devices	2925000	2925000	2925000	2925000	2925000	2925000
	063	Security and military equipment	1925000	2525000	2525000	3000000	3000000	3000000
		<b>Total of Item</b>	<b>6300000</b>	<b>6900000</b>	<b>6900000</b>	<b>7475000</b>	<b>7475000</b>	<b>7475000</b>
	506	Vehicles and Equipment						
	002	Field vehicles	1900000	2000000	2000000	2750000	3000000	3250000
	014	Heavy equipment	1900000	2000000	2000000	2500000	2500000	2500000
		<b>Total of Item</b>	<b>3800000</b>	<b>4000000</b>	<b>4000000</b>	<b>5250000</b>	<b>5500000</b>	<b>5750000</b>
		<b>Total of Project / Treasury</b>	<b>15500000</b>	<b>16300000</b>	<b>16300000</b>	<b>18575000</b>	<b>18825000</b>	<b>19075000</b>
Project		002 Equipment and supplies of operational support.						
Fund Source		102001 Capital (Treasury)						
Group	item	Description	Actual 2024	Estimated 2025	Re-estimated 2025	Estimated 2026	Indicative 2027	Indicative 2028
31		Non-financial Assets						
3112		Devices, Machinery and Equipment						
	506	Vehicles and Equipment						
	014	Heavy equipment	2400000	2500000	2500000	2750000	3000000	3200000
		<b>Total of Item</b>	<b>2400000</b>	<b>2500000</b>	<b>2500000</b>	<b>2750000</b>	<b>3000000</b>	<b>3200000</b>
3122		Inventories						
	503	Materials and supplies						
	019	Spare parts supplies	800000	1000000	1000000	1285000	1285000	1285000
	025	Operations materials and supplies	700000	900000	900000	1200000	1200000	1200000
		<b>Total of Item</b>	<b>1500000</b>	<b>1900000</b>	<b>1900000</b>	<b>2485000</b>	<b>2485000</b>	<b>2485000</b>
		<b>Total of Project / Treasury</b>	<b>3900000</b>	<b>4400000</b>	<b>4400000</b>	<b>5235000</b>	<b>5485000</b>	<b>5685000</b>

# Capital Expenditures According to Program and Projects for the Years 2024 - 2028

Chapter : 1003 Ministry of Interior/Public Security Directorate

( In JDs )

Program 1601 Security and Support Operations								
Project		003 Developing and modernizing the ambulance and rescue equipment and supplies						
Fund Source		102001 Capital (Treasury)						
Group	item	Description	Actual 2024	Estimated 2025	Re-estimated 2025	Estimated 2026	Indicative 2027	Indicative 2028
31		<b>Non-financial Assets</b>						
3112		Devices, Machinery and Equipment						
	506	Vehicles and Equipment						
	012	Ambulances	1900000	2000000	2000000	2000000	2100000	2150000
	014	Heavy equipment	1258000	1040000	1040000	1040000	1050000	1100000
		<b>Total of Item</b>	<b>3158000</b>	<b>3040000</b>	<b>3040000</b>	<b>3040000</b>	<b>3150000</b>	<b>3250000</b>
3122		Inventories						
	503	Materials and supplies						
	025	Operations materials and supplies	1500000	1500000	1500000	1750000	1750000	1850000
	026	Rescue and firefighting materials and supplies	1000000	1000000	1000000	1250000	1250000	1250000
		<b>Total of Item</b>	<b>2500000</b>	<b>2500000</b>	<b>2500000</b>	<b>3000000</b>	<b>3000000</b>	<b>3100000</b>
		<b>Total of Project / Treasury</b>	<b>5658000</b>	<b>5540000</b>	<b>5540000</b>	<b>6040000</b>	<b>6150000</b>	<b>6350000</b>
Project		004 Modernizing the supplies and equipment						
Fund Source		102001 Capital (Treasury)						
Group	item	Description	Actual 2024	Estimated 2025	Re-estimated 2025	Estimated 2026	Indicative 2027	Indicative 2028
31		<b>Non-financial Assets</b>						
3112		Devices, Machinery and Equipment						
	505	Equipment, Machines and Devices						
	063	Security and military equipment	17825000	18000000	18000000	19000000	20000000	21000000
		<b>Total of Item</b>	<b>17825000</b>	<b>18000000</b>	<b>18000000</b>	<b>19000000</b>	<b>20000000</b>	<b>21000000</b>
		<b>Total of Project / Treasury</b>	<b>17825000</b>	<b>18000000</b>	<b>18000000</b>	<b>19000000</b>	<b>20000000</b>	<b>21000000</b>
Project		005 Modernizing and developing the buildings						
Fund Source		102001 Capital (Treasury)						
Group	item	Description	Actual 2024	Estimated 2025	Re-estimated 2025	Estimated 2026	Indicative 2027	Indicative 2028
22		<b>Use of Goods and Services</b>						
2211		Use of Goods and Services						
	510	Buildings and facilities repair and maintenance						
	008	Buildings and facilities maintenance	850000	800000	800000	1000000	1000000	1000000
	009	Buildings repair and renovation	1600000	1700000	1700000	2000000	2000000	2000000
		<b>Total of Item</b>	<b>2450000</b>	<b>2500000</b>	<b>2500000</b>	<b>3000000</b>	<b>3000000</b>	<b>3000000</b>
31		<b>Non-financial Assets</b>						
3111		Buildings and Constructions						
	508	Works and Constructions						
	013	Construction of buildings	2700000	2800000	2800000	3000000	3000000	3000000
	014	Buildings additions	850000	750000	750000	1000000	1000000	1000000
	025	Protection fence construction	250000	200000	200000	300000	300000	300000
		<b>Total of Item</b>	<b>3800000</b>	<b>3750000</b>	<b>3750000</b>	<b>4300000</b>	<b>4300000</b>	<b>4300000</b>
		<b>Total of Project / Treasury</b>	<b>6250000</b>	<b>6250000</b>	<b>6250000</b>	<b>7300000</b>	<b>7300000</b>	<b>7300000</b>

# Capital Expenditures According to Program and Projects for the Years 2024 - 2028

Chapter : 1003 Ministry of Interior/Public Security Directorate

( In JDs )

Program 1601 Security and Support Operations								
Project		006 Developing the border centers						
Fund Source		102001 Capital (Treasury)						
Group	item	Description	Actual 2024	Estimated 2025	Re-estimated 2025	Estimated 2026	Indicative 2027	Indicative 2028
22		Use of Goods and Services						
2211		Use of Goods and Services						
	510	Buildings and facilities repair and maintenance						
	008	Buildings and facilities maintenance	1300000	1300000	1300000	1300000	1300000	2090000
		<b>Total of Item</b>	1300000	1300000	1300000	1300000	1300000	2090000
31		Non-financial Assets						
3112		Devices, Machinery and Equipment						
	505	Equipment, Machines and Devices						
	069	Modernizing and developing devices and equipment	1000000	1000000	1000000	1000000	1000000	1000000
		<b>Total of Item</b>	1000000	1000000	1000000	1000000	1000000	1000000
		<b>Total of Project / Treasury</b>	2300000	2300000	2300000	2300000	2300000	3090000
Project		007 Modernizing and developing the reform and rehabilitation centres						
Fund Source		102001 Capital (Treasury)						
Group	item	Description	Actual 2024	Estimated 2025	Re-estimated 2025	Estimated 2026	Indicative 2027	Indicative 2028
22		Use of Goods and Services						
2211		Use of Goods and Services						
	510	Buildings and facilities repair and maintenance						
	009	Buildings repair and renovation	2000000	2000000	2000000	2200000	2500000	2700000
		<b>Total of Item</b>	2000000	2000000	2000000	2200000	2500000	2700000
		<b>Total of Project / Treasury</b>	2000000	2000000	2000000	2200000	2500000	2700000
Project		008 Command and control						
Fund Source		102001 Capital (Treasury)						
Group	item	Description	Actual 2024	Estimated 2025	Re-estimated 2025	Estimated 2026	Indicative 2027	Indicative 2028
31		Non-financial Assets						
3112		Devices, Machinery and Equipment						
	505	Equipment, Machines and Devices						
	069	Modernizing and developing devices and equipment	1000000	1000000	1000000	1000000	1000000	1000000
		<b>Total of Item</b>	1000000	1000000	1000000	1000000	1000000	1000000
		<b>Total of Project / Treasury</b>	1000000	1000000	1000000	1000000	1000000	1000000
Project		011 Rule of Law Indicators / European Grant						
Fund Source		102001 Capital (Treasury)						
Group	item	Description	Actual 2024	Estimated 2025	Re-estimated 2025	Estimated 2026	Indicative 2027	Indicative 2028
22		Use of Goods and Services						
2211		Use of Goods and Services						
	512	Operating and Sustaining Expenditures						
	018	Computer networks maintenance	2700000	2270000	2270000	1100000	1100000	1100000
		<b>Total of Item</b>	2700000	2270000	2270000	1100000	1100000	1100000
		<b>Total of Project / Treasury</b>	2700000	2270000	2270000	1100000	1100000	1100000

# Capital Expenditures According to Program and Projects for the Years 2024 - 2028

Chapter : 1003 Ministry of Interior/Public Security Directorate

( In JDs )

<b>Program 1601 Security and Support Operations</b>								
<b>Project</b>		013 Rehabilitating buildings for persons with disabilities.						
<b>Fund Source</b>		102001 Capital (Treasury)						
Group	item	Description	Actual 2024	Estimated 2025	Re-estimated 2025	Estimated 2026	Indicative 2027	Indicative 2028
31		<b>Non-financial Assets</b>						
3111		Buildings and Constructions						
	508	Works and Constructions						
	013	Construction of buildings	0	0	0	150000	175000	200000
<b>Total of Item</b>			0	0	0	150000	175000	200000
<b>Total of Project / Treasury</b>			0	0	0	150000	175000	200000
<b>Project</b>		014 Establishing integrated center for domestic violence						
<b>Fund Source</b>		102001 Capital (Treasury)						
Group	item	Description	Actual 2024	Estimated 2025	Re-estimated 2025	Estimated 2026	Indicative 2027	Indicative 2028
31		<b>Non-financial Assets</b>						
3111		Buildings and Constructions						
	508	Works and Constructions						
	013	Construction of buildings	797000	0	0	0	0	0
<b>Total of Item</b>			797000	0	0	0	0	0
<b>Total of Project / Treasury</b>			797000	0	0	0	0	0
<b>Project</b>		015 Sirens						
<b>Fund Source</b>		102001 Capital (Treasury)						
Group	item	Description	Actual 2024	Estimated 2025	Re-estimated 2025	Estimated 2026	Indicative 2027	Indicative 2028
22		<b>Use of Goods and Services</b>						
2211		Use of Goods and Services						
	512	Operating and Sustaining Expenditures						
	015	Operating systems and software	685000	665000	665000	450000	450000	450000
<b>Total of Item</b>			685000	665000	665000	450000	450000	450000
<b>Total of Project / Treasury</b>			685000	665000	665000	450000	450000	450000
<b>Project</b>		017 Cameras Infrastructure Project (Central and North)						
<b>Fund Source</b>		102001 Capital (Treasury)						
Group	item	Description	Actual 2024	Estimated 2025	Re-estimated 2025	Estimated 2026	Indicative 2027	Indicative 2028
31		<b>Non-financial Assets</b>						
3111		Buildings and Constructions						
	508	Works and Constructions						
	064	Infrastructure constructions	2000000	1800000	1800000	1800000	1900000	1900000
<b>Total of Item</b>			2000000	1800000	1800000	1800000	1900000	1900000
3112		Devices, Machinery and Equipment						
	505	Equipment, Machines and Devices						
	057	Equipment, devices and screens for Surveillance and Control Center	700000	900000	900000	900000	1000000	1100000
<b>Total of Item</b>			700000	900000	900000	900000	1000000	1100000
<b>Total of Project / Treasury</b>			2700000	2700000	2700000	2700000	2900000	3000000

# Capital Expenditures According to Program and Projects for the Years 2024 - 2028

Chapter : 1003 Ministry of Interior/Public Security Directorate

( In JDs )

Program 1601 Security and Support Operations								
Project 702 Anti-smuggling and treatment of addicted people and supporting awareness programs in Aqaba governorate								
Fund Source 102001 Capital (Treasury)								
Group	item	Description	Actual 2024	Estimated 2025	Re-estimated 2025	Estimated 2026	Indicative 2027	Indicative 2028
22		Use of Goods and Services						
2211		Use of Goods and Services						
	512	Operating and Sustaining Expenditures						
	008	Qualification and training expenses	10000	20000	20000	0	20000	20000
		Total of Item	10000	20000	20000	0	20000	20000
28		Other Expenditures						
2822		Other Capital Expenditures						
	504	Studies, Research and Consultations						
	017	Construction studies	0	250000	250000	0	0	0
		Total of Item	0	250000	250000	0	0	0
		Total of Project / Treasury	10000	270000	270000	0	20000	20000
Project 704 Construction of a second floor in Basira civil defence/Tafila governorate.								
Fund Source 102001 Capital (Treasury)								
Group	item	Description	Actual 2024	Estimated 2025	Re-estimated 2025	Estimated 2026	Indicative 2027	Indicative 2028
31		Non-financial Assets						
3111		Buildings and Constructions						
	508	Works and Constructions						
	014	Buildings additions	50000	0	0	0	0	0
		Total of Item	50000	0	0	0	0	0
		Total of Project / Treasury	50000	0	0	0	0	0
Project 705 Maintaining Ai Civil Defence Center old building/ Karak governorate.								
Fund Source 102001 Capital (Treasury)								
Group	item	Description	Actual 2024	Estimated 2025	Re-estimated 2025	Estimated 2026	Indicative 2027	Indicative 2028
22		Use of Goods and Services						
2211		Use of Goods and Services						
	510	Buildings and facilities repair and maintenance						
	008	Buildings and facilities maintenance	50000	0	0	0	0	0
		Total of Item	50000	0	0	0	0	0
		Total of Project / Treasury	50000	0	0	0	0	0
Project 706 Maintaining and equipping a multipurpose hall in the Northern Province Security Command/Irbid governorate.								
Fund Source 102001 Capital (Treasury)								
Group	item	Description	Actual 2024	Estimated 2025	Re-estimated 2025	Estimated 2026	Indicative 2027	Indicative 2028
22		Use of Goods and Services						
2211		Use of Goods and Services						
	510	Buildings and facilities repair and maintenance						
	008	Buildings and facilities maintenance	0	50000	50000	0	0	0
		Total of Item	0	50000	50000	0	0	0
		Total of Project / Treasury	0	50000	50000	0	0	0

# Capital Expenditures According to Program and Projects for the Years 2024 - 2028

Chapter : 1003 Ministry of Interior/Public Security Directorate

( In JDs )

<b>Program</b> 1601 Security and Support Operations								
<b>Project</b>		708 Maintenance and additions of buildings in Ma'an governorate.						
<b>Fund Source</b>		102001 Capital (Treasury)						
Group	item	Description	Actual 2024	Estimated 2025	Re-estimated 2025	Estimated 2026	Indicative 2027	Indicative 2028
22		Use of Goods and Services						
2211		Use of Goods and Services						
	510	Buildings and facilities repair and maintenance						
	009	Buildings repair and renovation	0	20000	20000	0	0	0
<b>Total of Item</b>			0	20000	20000	0	0	0
<b>Total of Project / Treasury</b>			0	20000	20000	0	0	0
<b>Project</b>		709 Maintenance of the Civil Defense Directorate building / Southern Shuna / Al-Kafrin / Balqa Governorate						
<b>Fund Source</b>		102001 Capital (Treasury)						
Group	item	Description	Actual 2024	Estimated 2025	Re-estimated 2025	Estimated 2026	Indicative 2027	Indicative 2028
22		Use of Goods and Services						
2211		Use of Goods and Services						
	510	Buildings and facilities repair and maintenance						
	008	Buildings and facilities maintenance	0	0	0	25000	50000	75000
<b>Total of Item</b>			0	0	0	25000	50000	75000
<b>Total of Project / Treasury</b>			0	0	0	25000	50000	75000
<b>Project</b>		710 Constructing an additional floor for the Civil Defense Directorate building / Madaba Governorate						
<b>Fund Source</b>		102001 Capital (Treasury)						
Group	item	Description	Actual 2024	Estimated 2025	Re-estimated 2025	Estimated 2026	Indicative 2027	Indicative 2028
31		Non-financial Assets						
3111		Buildings and Constructions						
	508	Works and Constructions						
	014	Buildings additions	0	0	0	0	150000	0
<b>Total of Item</b>			0	0	0	0	150000	0
<b>Total of Project / Treasury</b>			0	0	0	0	150000	0
<b>Total of Program</b>			61425000	61765000	61765000	66075000	68405000	71045000

**1610 Program Drivers and Vehicles Licensing Directorate****Objective of the program :**

This program aims to organize the issuance of necessary documents for owning vehicles and to organize the issuance of documents related to the drivers of these vehicles.

**The strategic objective related to the program :**

- Sustainable development of the public security system in accordance with the best international standards.

**Directorates associated with the program :**

- 1- Drivers and Vehicles Licensing Administration Directorate/ Headquarters.
- 2- Licensing Departments in all over the Kingdom (27 sections).

**Services provided by the program :**

- 1-Issuing and renewing vehicle licenses estimated by (3.50) million licenses annually.
- 2-Issuing and renewing drivers licenses estimated by (620) thousand licenses annually.

**Program's main outputs and results during the years (2026 -2028):**

- 1- Issuance of vehicle licences.
- 2- Issuing driver's licences.
- 3- Tests and checks.
- 4- Digital documentation services.
- 5- Awareness-raising and training services.

**The Program's challenges :**

- 1- Technological infrastructure.
- 2- Data security and protection.
- 3- Integration between different systems.

**Actions to address challenges and improve services provided:**

- 1- Training and awareness-raising.
- 2- Improving technological infrastructure.
- 3- Enhancing cybersecurity.
- 4- Cooperation between government agencies.
- 5- Providing Technical support.

**The needs of both genders:**

- 1- Facilitating women's access to services.
- 2- Combating discrimination.
- 3- Equity in the distribution of services.
- 4- Providing a suitable environment for women.

**Appropriations directed for females and child**

(In JDs)

Description	2024	2025	2026	2027	2028
Females	0	0	0	0	0
Child	0	0	0	0	0
<b>Appropriations directed according to population index</b>					
Females	3,670,700	3,670,700	4,544,900	5,156,840	5,976,990
Child	2,811,600	2,811,600	3,481,200	3,949,920	4,578,120
<b>Total appropriations directed for females</b>	<b>3,670,700</b>	<b>3,670,700</b>	<b>4,544,900</b>	<b>5,156,840</b>	<b>5,976,990</b>
<b>Total appropriations directed for Child</b>	<b>2,811,600</b>	<b>2,811,600</b>	<b>3,481,200</b>	<b>3,949,920</b>	<b>4,578,120</b>

**Key Performance indicators for Program**

Performance Measurement Indicator	Base Year	Value	Actual value	Target value	Preliminary Self Evaluation	Target Value		
			2024	2025		2025	2026	2027
1 Time of drivers transaction per minute.	2023	10	10	7	9	7	5	5
2 Vehicle license renewal transaction time per minute.	2023	10	11	8	10	8	6	5
3 Time of judicial transaction per minute.	2023	12	11	9	10	9	8	7
4 Percentage of service recipients satisfaction.	2023	%92	%91	%91.5	-	%93	%94.5	%95

**Chapter 1003 - Ministry of Interior/Public Security Directorate**

**1610 Program Drivers and Vehicles Licensing Directorate**

**Appropriations 1610 Program Drivers and Vehicles Licensing Directorate Per Activities and Projects**

**(In JDs)**

<b>Activities and Projects</b>		<b>Actual 2024</b>	<b>Estimated 2025</b>	<b>Re-estimated 2025</b>	<b>Estimated 2026</b>	<b>Indicative 2027 2028</b>	
<b>Current Expenditures</b>		<b>4,660,000</b>	<b>4,660,000</b>	<b>4,660,000</b>	<b>4,520,000</b>	<b>4,657,000</b>	<b>5,167,000</b>
<b>601</b>	<b>Drivers and Vehicles Licensing</b>	<b>4,660,000</b>	<b>4,660,000</b>	<b>4,660,000</b>	<b>4,520,000</b>	<b>4,657,000</b>	<b>5,167,000</b>
<b>Capital Expenditures</b>		<b>3,150,000</b>	<b>3,150,000</b>	<b>3,150,000</b>	<b>5,150,000</b>	<b>6,315,000</b>	<b>7,550,000</b>
<b>002</b>	<b>License Plates Factory Project</b>	<b>1,450,000</b>	<b>1,700,000</b>	<b>1,700,000</b>	<b>1,687,000</b>	<b>1,687,000</b>	<b>1,687,000</b>
<b>004</b>	<b>Shift to E- Transactions Project</b>	<b>1,700,000</b>	<b>1,450,000</b>	<b>1,450,000</b>	<b>1,463,000</b>	<b>1,463,000</b>	<b>1,463,000</b>
<b>005</b>	<b>Smart Licensing</b>	<b>0</b>	<b>0</b>	<b>0</b>	<b>2,000,000</b>	<b>3,165,000</b>	<b>4,400,000</b>
<b>Program / Treasury</b>		<b>3,150,000</b>	<b>3,150,000</b>	<b>3,150,000</b>	<b>5,150,000</b>	<b>6,315,000</b>	<b>7,550,000</b>
<b>Total Program</b>		<b>7,810,000</b>	<b>7,810,000</b>	<b>7,810,000</b>	<b>9,670,000</b>	<b>10,972,000</b>	<b>12,717,000</b>

Program : 1610 - Drivers and Vehicles Licensing Directorate								
Activity : 601 - Drivers and Vehicles Licensing								
Group	Item	Description	Actual 2024	Estimated 2025	Re-estimated 2025	Estimated 2026	Indicative 2027	Indicative 2028
<b>22</b>		<b>Use of Goods and Services</b>						
<b>2211</b>		Use of Goods and Services						
	201	Rents	10000	10000	10000	10000	20000	20000
	203	Water	50000	50000	50000	50000	57000	57000
	204	Electricity	350000	350000	350000	350000	375000	375000
	206	Maintenance of Machines, furniture and accessories	80000	110000	110000	110000	120000	130000
	208	Repair and maintenance of buildings and accessories	80000	130000	130000	130000	160000	160000
	209	Stationery, Publications and Office Supplies	420000	270000	270000	245000	300000	300000
	214	Goods and services expenses	3600000	3600000	3600000	3500000	3500000	4000000
	121	Administrative expenses	3600000	3600000	3600000	3500000	3500000	4000000
		<b>Total</b>	<b>4590000</b>	<b>4520000</b>	<b>4520000</b>	<b>4395000</b>	<b>4532000</b>	<b>5042000</b>
<b>31</b>		<b>Non-financial Assets</b>						
<b>3112</b>		Devices, Machinery and Equipment						
	402	Devices, Machinery and Equipment	70000	140000	140000	125000	125000	125000
		<b>Total</b>	<b>70000</b>	<b>140000</b>	<b>140000</b>	<b>125000</b>	<b>125000</b>	<b>125000</b>
		<b>Total of Activity</b>	<b>4660000</b>	<b>4660000</b>	<b>4660000</b>	<b>4520000</b>	<b>4657000</b>	<b>5167000</b>
		<b>Total of Program</b>	<b>4660000</b>	<b>4660000</b>	<b>4660000</b>	<b>4520000</b>	<b>4657000</b>	<b>5167000</b>
		<b>Total of Chapter</b>	<b>1483631046</b>	<b>1519000000</b>	<b>1519000000</b>	<b>1561000000</b>	<b>1613000000</b>	<b>1668000000</b>

# Capital Expenditures According to Program and Projects for the Years 2024 - 2028

Chapter : 1003 Ministry of Interior/Public Security Directorate

( In JDs )

<b>Program</b> 1610 Drivers and Vehicles Licensing Directorate								
<b>Project</b> 002 License Plates Factory Project								
<b>Fund Source</b> 102001 Capital (Treasury)								
Group	item	Description	Actual 2024	Estimated 2025	Re-estimated 2025	Estimated 2026	Indicative 2027	Indicative 2028
31		<b>Non-financial Assets</b>						
3112		Devices, Machinery and Equipment						
	505	Equipment, Machines and Devices						
	063	Security and military equipment	900000	1100000	1100000	1174000	1174000	1174000
		<b>Total of Item</b>	900000	1100000	1100000	1174000	1174000	1174000
3122		Inventories						
	503	Materials and supplies						
	019	Spare parts supplies	550000	600000	600000	513000	513000	513000
		<b>Total of Item</b>	550000	600000	600000	513000	513000	513000
		<b>Total of Project / Treasury</b>	1450000	1700000	1700000	1687000	1687000	1687000
<b>Project</b> 004 Shift to E- Transactions Project								
<b>Fund Source</b> 102001 Capital (Treasury)								
Group	item	Description	Actual 2024	Estimated 2025	Re-estimated 2025	Estimated 2026	Indicative 2027	Indicative 2028
22		<b>Use of Goods and Services</b>						
2211		Use of Goods and Services						
	512	Operating and Sustaining Expenditures						
	014	Archiving and documentation	550000	750000	750000	868000	868000	868000
		<b>Total of Item</b>	550000	750000	750000	868000	868000	868000
31		<b>Non-financial Assets</b>						
3111		Buildings and Constructions						
	508	Works and Constructions						
	013	Construction of buildings	1150000	700000	700000	595000	595000	595000
		<b>Total of Item</b>	1150000	700000	700000	595000	595000	595000
		<b>Total of Project / Treasury</b>	1700000	1450000	1450000	1463000	1463000	1463000
<b>Project</b> 005 Smart Licensing								
<b>Fund Source</b> 102001 Capital (Treasury)								
Group	item	Description	Actual 2024	Estimated 2025	Re-estimated 2025	Estimated 2026	Indicative 2027	Indicative 2028
31		<b>Non-financial Assets</b>						
3112		Devices, Machinery and Equipment						
	505	Equipment, Machines and Devices						
	063	Security and military equipment	0	0	0	2000000	3165000	4400000
		<b>Total of Item</b>	0	0	0	2000000	3165000	4400000
		<b>Total of Project / Treasury</b>	0	0	0	2000000	3165000	4400000
		<b>Total of Program</b>	3150000	3150000	3150000	5150000	6315000	7550000
		<b>Total of Chapter</b>	64575000	64915000	64915000	71225000	74720000	78595000

## Capital Expenditures Distributed According to Governorates

Chapter : 1003 Ministry of Interior/Public Security Directorate

( In JDs )

Governorate		Estimated 2026	Indicative 2027	Indicative 2028
21	Irbid Governorate	0	0	0
22	Mafraq Governorate	0	0	0
23	Jerash Governorate	0	0	0
24	Ajloun Governorate	0	0	0
31	The Capital Governorate	0	0	0
32	Balqa' Governorate	25,000	50,000	75,000
33	Zarqa Governorate	0	0	0
34	Ma'daba Governorate	0	150,000	0
41	Karak Governorate	0	0	0
42	Ma'an Governorate	0	0	0
43	Tafileh Governorate	0	0	0
44	Aqaba Governorate	0	20,000	20,000
<b>Total</b>		<b>25,000</b>	<b>220,000</b>	<b>95,000</b>